

ANNUAL MEMBERSHIP CENSUS

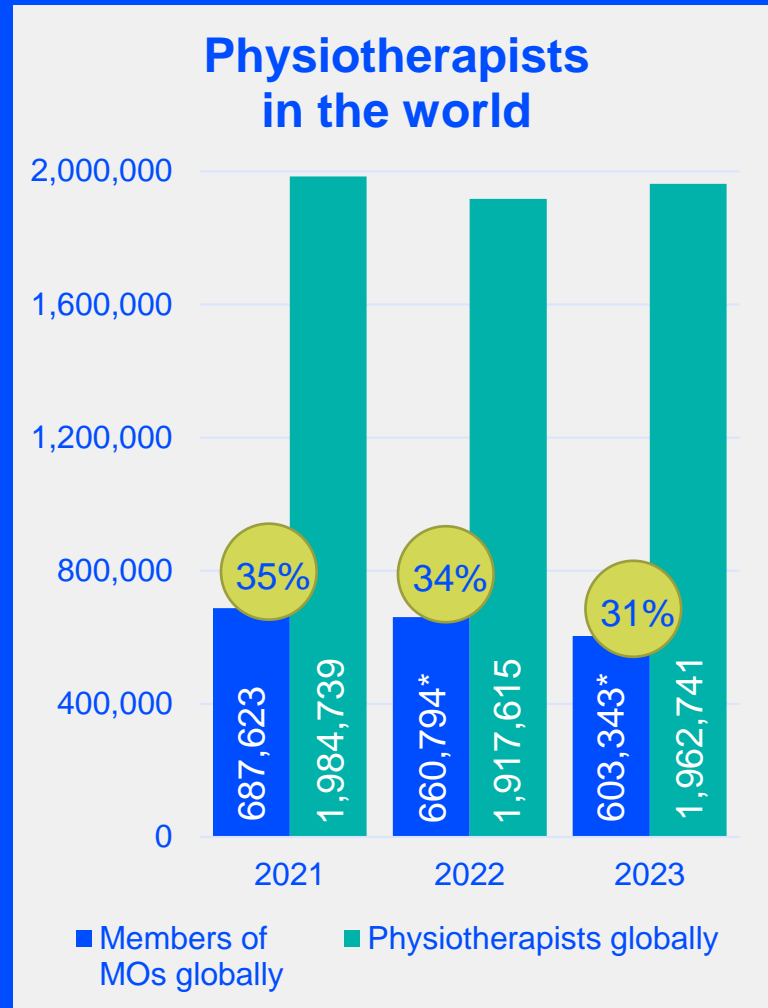
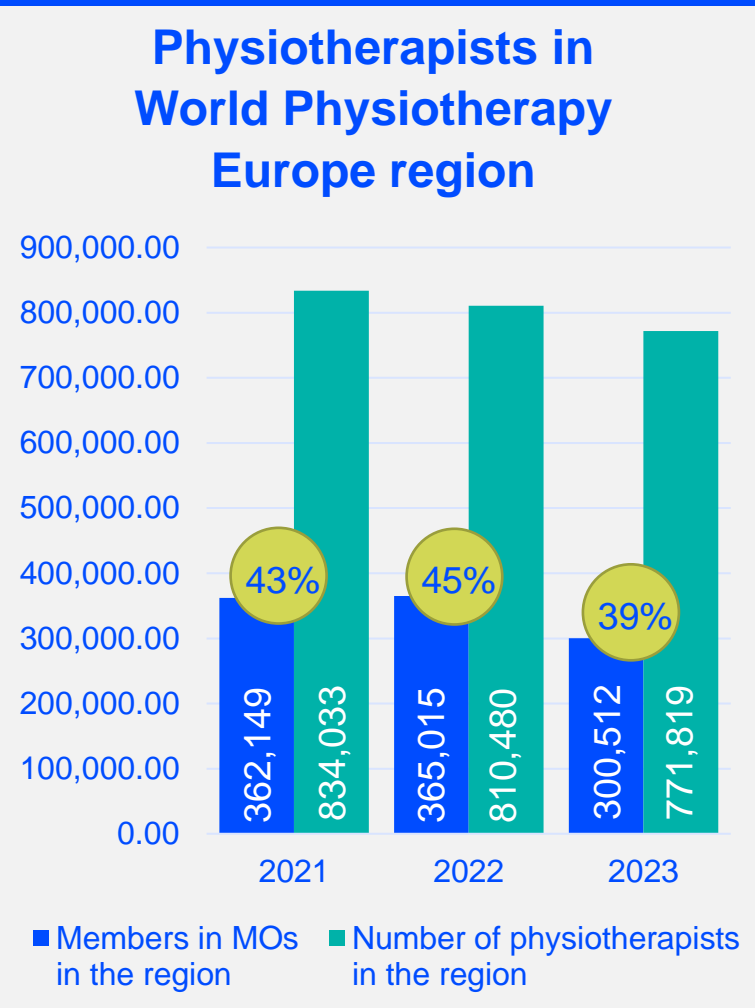
2023



World
Physiotherapy



MALTA



% shows the percentage of physiotherapists that are members of a World Physiotherapy member organisation

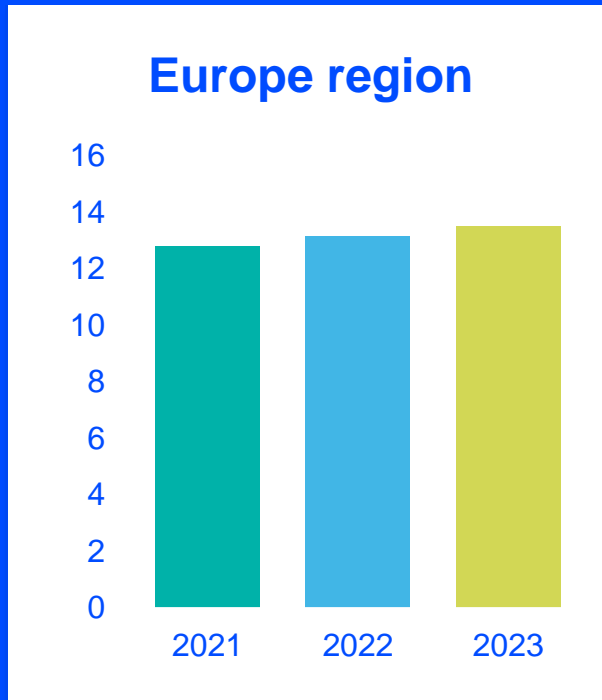
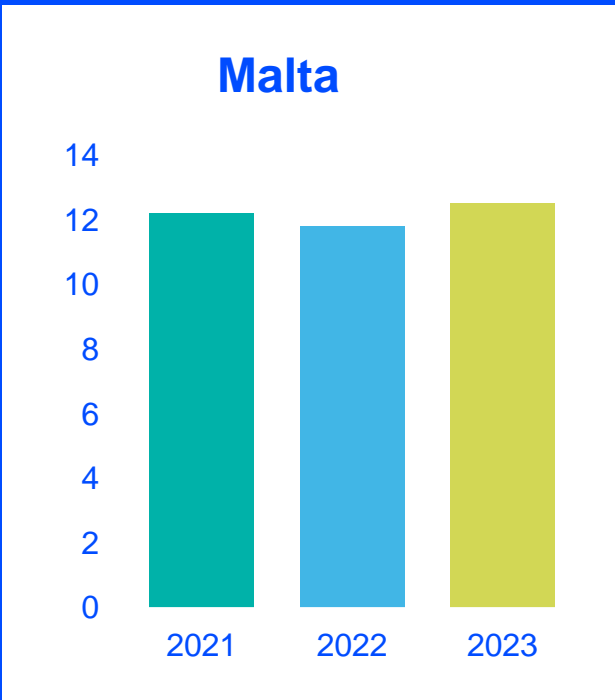
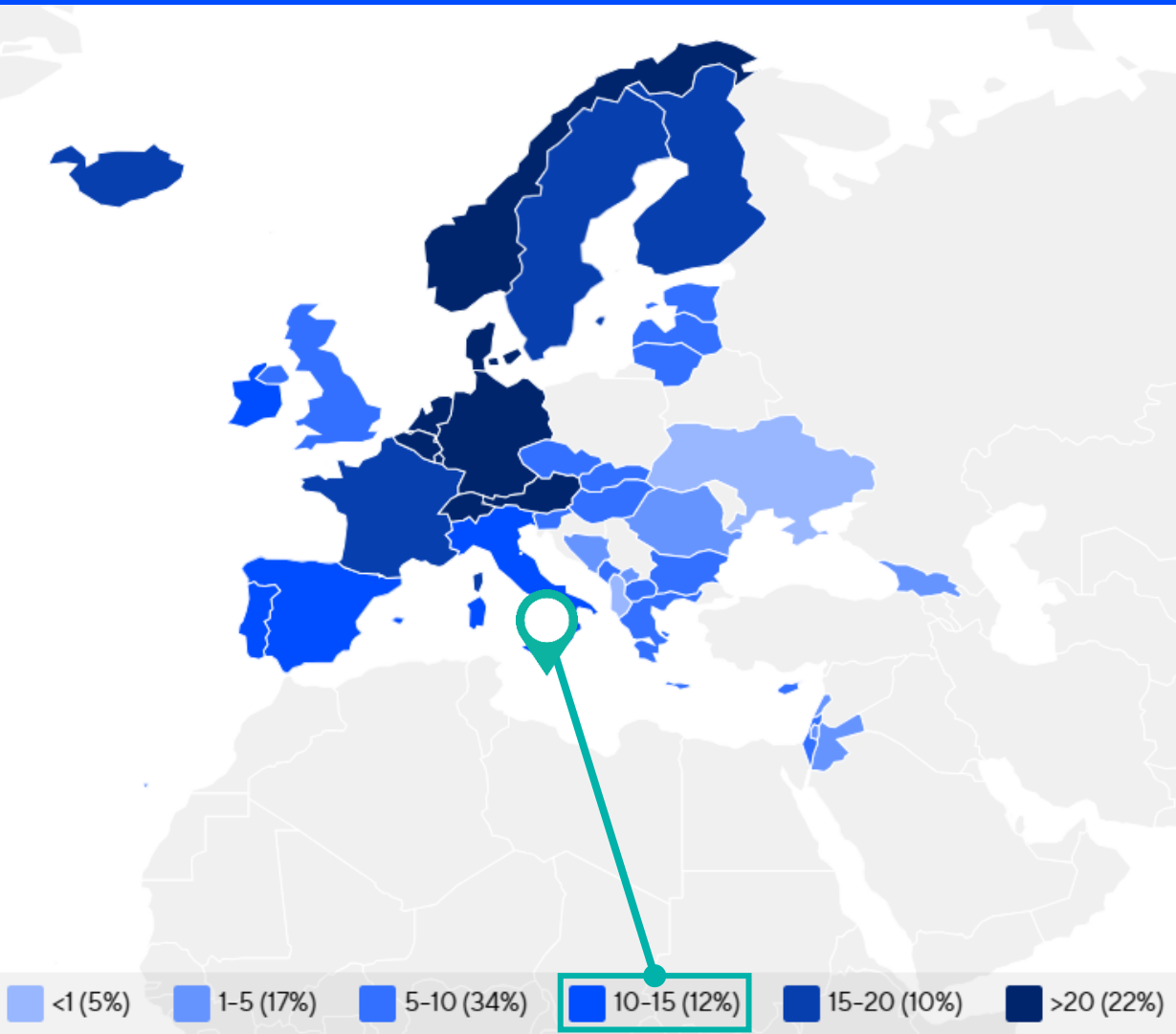
The data in this page includes data from all of World Physiotherapy's 127 member organisations. Some data has also been collated from other sources available to World Physiotherapy.

*The decreases are due to changes in the number of individual members in the Indian Association of Physiotherapists from 2021-2022, and the resignation of the Polish Chamber of Physiotherapists, with effect from 1 January 2023.

MALTA | PRACTISING PHYSIOTHERAPISTS



NUMBER OF PRACTISING PHYSIOTHERAPISTS PER 10,000 POPULATION



12.55
practising physiotherapists
per 10,000 population in Malta in
2023

13.5
is the average number of
practising physiotherapists per
10,000 population in the World
Physiotherapy Europe region
in 2023



COUNTRY/TERRITORY

68%

of physiotherapists in the **Malta Association of Physiotherapists** are female



65%

of physiotherapists in **Malta** are female



EUROPE REGION

64%

of physiotherapists in **member organisations** in the **Europe region** are female




65%

of physiotherapists in the **Europe region** are female




GLOBALLY



58%

of the individual **members of World Physiotherapy member organisations** are female



63%

of the **global physiotherapy workforce** is female

MALTA | ENTRY LEVEL EDUCATION PROGRAMMES



NUMBER OF ENTRY LEVEL EDUCATION PROGRAMMES PER 5,000,000 POPULATION



9.55

entry level education programmes in Malta per 5 million population in 2023



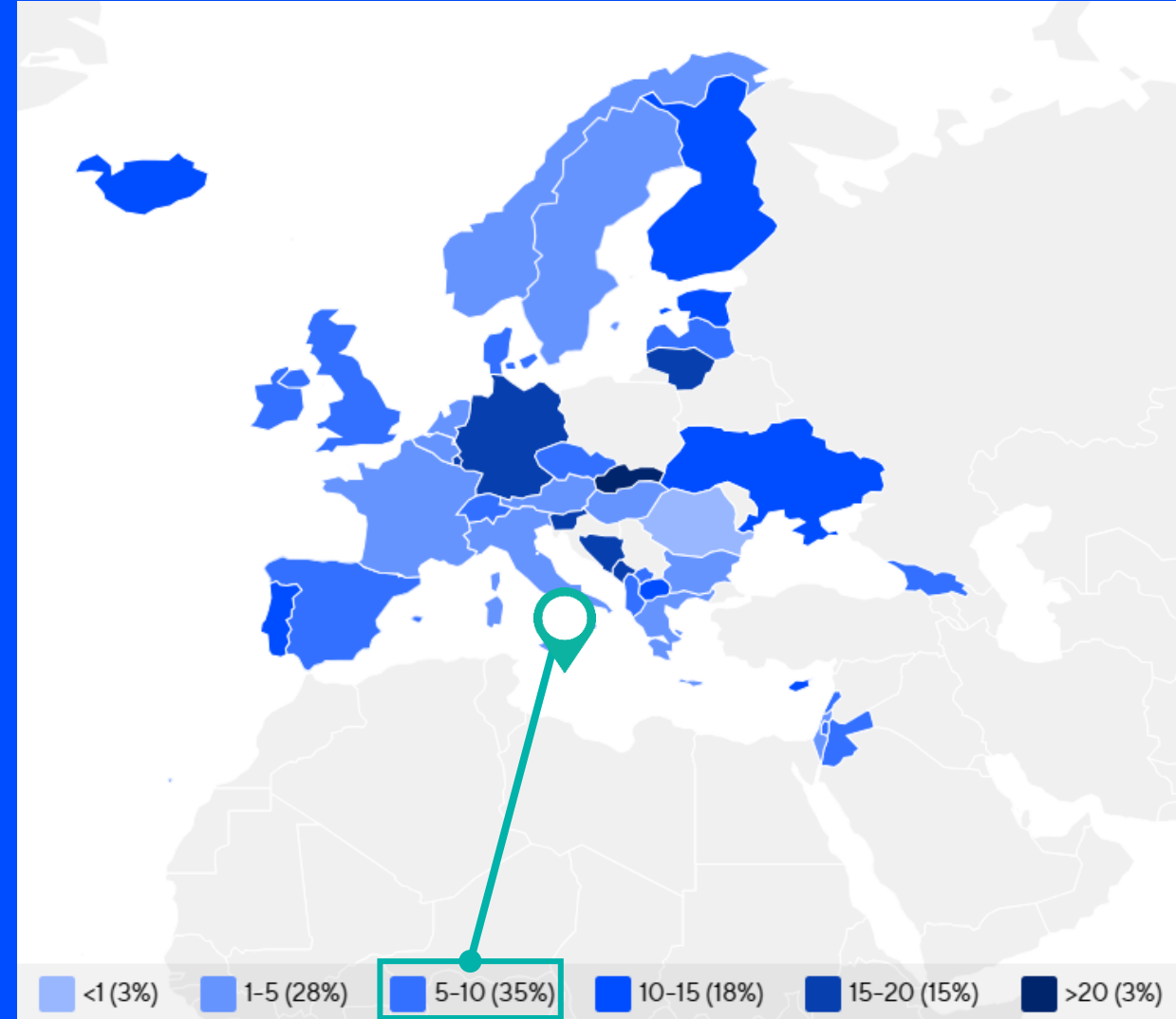
7.87

is the average number of entry level education programmes per 5 million population in the World Physiotherapy Europe region in 2023




Bachelor's degree

is the minimum qualification required to practice in Malta

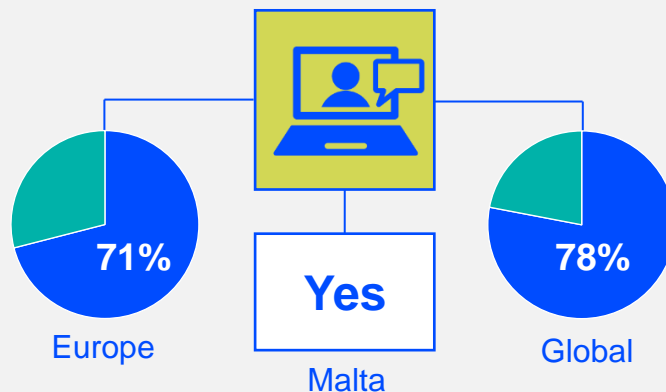




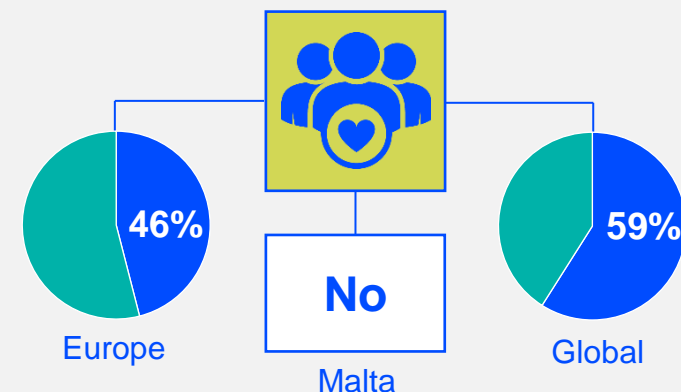
Have **special interest** groups which are recognised by World Physiotherapy




Provide **CPD** for members



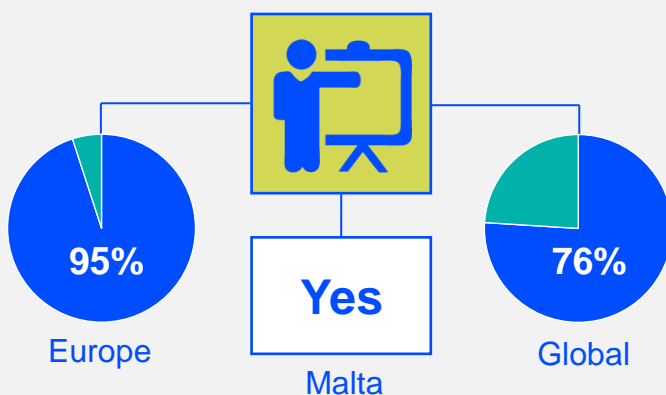
There are **support personnel** who work with physiotherapists



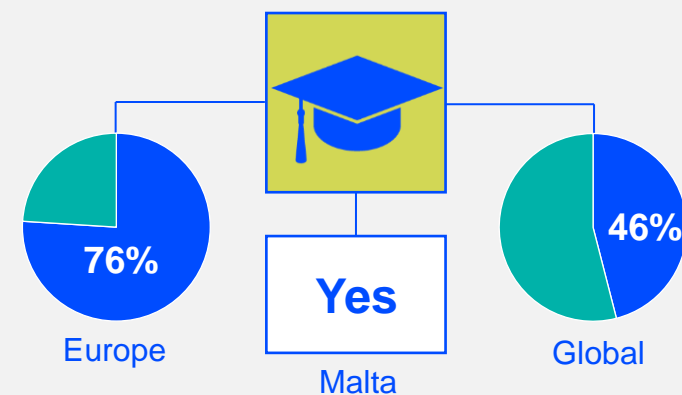
Membership is required to practice



Have **postgraduate** programmes



Have access to **PhD** programmes



GLOBAL | RESPONSE TO SURVEY



Africa region		Asia Western Pacific region		Europe region		North America Caribbean region	South America region
Angola	Zambia	Afghanistan	Philippines	Albania	Latvia	Bahamas	Argentina
Benin	Zimbabwe	Australia	Saudi Arabia	Austria	Lebanon	Barbados	Brazil
Cameroon		Bangladesh	Singapore	Belgium	Liechtenstein	Bermuda	Chile
Congo (Democratic Republic)		Bhutan	Sri Lanka	Bosnia and Herzegovina	Lithuania	Canada	Colombia
Eswatini		Cambodia	Taiwan	Bulgaria	Luxembourg	Dominican Republic	Costa Rica
Ethiopia		Fiji	Thailand	Cyprus	Malta	Guyana	Ecuador
Ghana		Hong Kong	United Arab Emirates	Czech Republic	Montenegro	Haiti	Guatemala
Ivory Coast		India	Vietnam	Denmark	Netherlands	Jamaica	Mexico
Kenya		Indonesia	Yemen	Estonia	North Macedonia	Panama	Peru
Madagascar		Japan		Finland	Norway	Puerto Rico	Uruguay
Malawi		Korea (Republic of)		France	Palestine	St Lucia	Venezuela
Mauritius		Kuwait		Georgia	Portugal	Suriname	
Namibia		Macau		Germany	Romania	Trinidad and Tobago	
Niger		Malaysia		Greece	Slovakia	United States	
Nigeria		Mongolia		Hungary	Slovenia		
Rwanda		Myanmar		Iceland	Spain		
Sierra Leone		Nepal		Ireland	Sweden		
South Africa		New Zealand		Israel	Switzerland		
Sudan		Oman		Italy	Ukraine		
Togo		Pakistan		Jordan	United Kingdom		
Uganda		Papua New Guinea		Kosovo			

Responses to the annual membership census were received from World Physiotherapy member organisations in these countries/territories in 2023.



Find out more about
physiotherapy
around the world:
[Global profiles](#)



Follow
World Physiotherapy on
social media
[@WorldPhysio1951](#)



Discover
World Physiotherapy's
website:
www.world.physio

DISCLAIMER

- The data in this report is based on responses to the annual membership census (AMC) sent to World Physiotherapy's member organisations.
- The AMC was sent to 127 member organisations, of which 119 responded, representing a 93.7% response rate. In the Europe region 41 out of 44 member organisations submitted their AMC data, this represents a 93.2% engagement rate in the region. This is consistent with previous years' response rates and demonstrates strong engagement between World Physiotherapy and its member organisations. The census date was 30 June 2023.
- Some data in this report has been collated from other sources available to World Physiotherapy.
- If you have any questions or concerns, or want to make changes to your country's data, please contact membershipcensus@world.physio.