



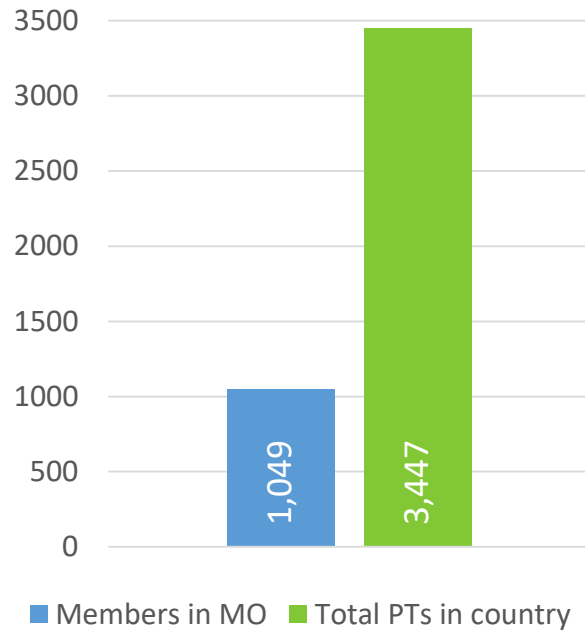
World Confederation
for Physical Therapy

HONG KONG

WCPT COUNTRY PROFILE

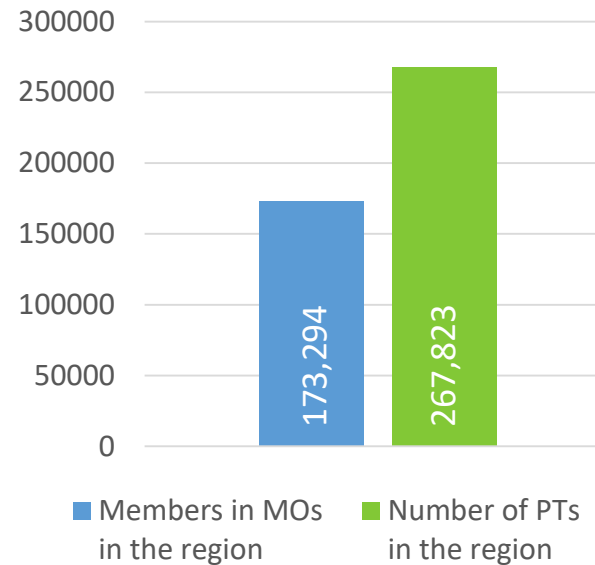
2019

Physical therapists in the country



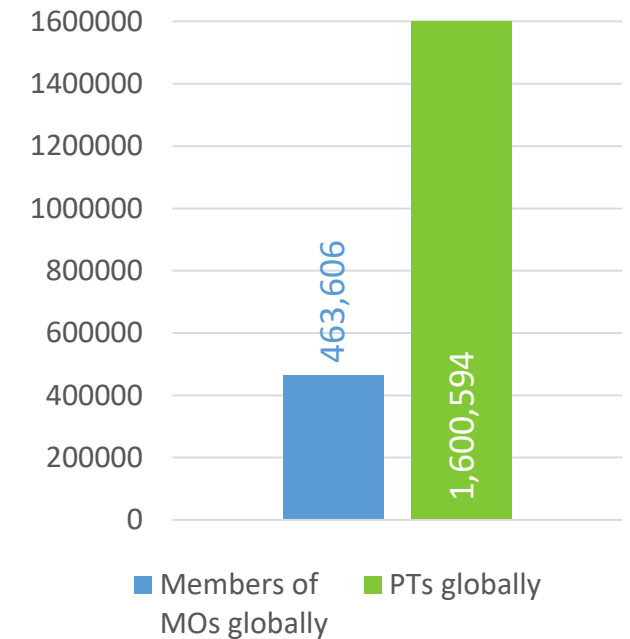
30% of PTs in the country are members of the Hong Kong Physiotherapy Association

Physical therapists in the AWP Region of WCPT



65% of PTs in the region are members of a WCPT member organisation

Physical therapists in the world



29% of PTs in the world are members of a WCPT member organisation

In Hong Kong
57%
of physical
therapists are
female

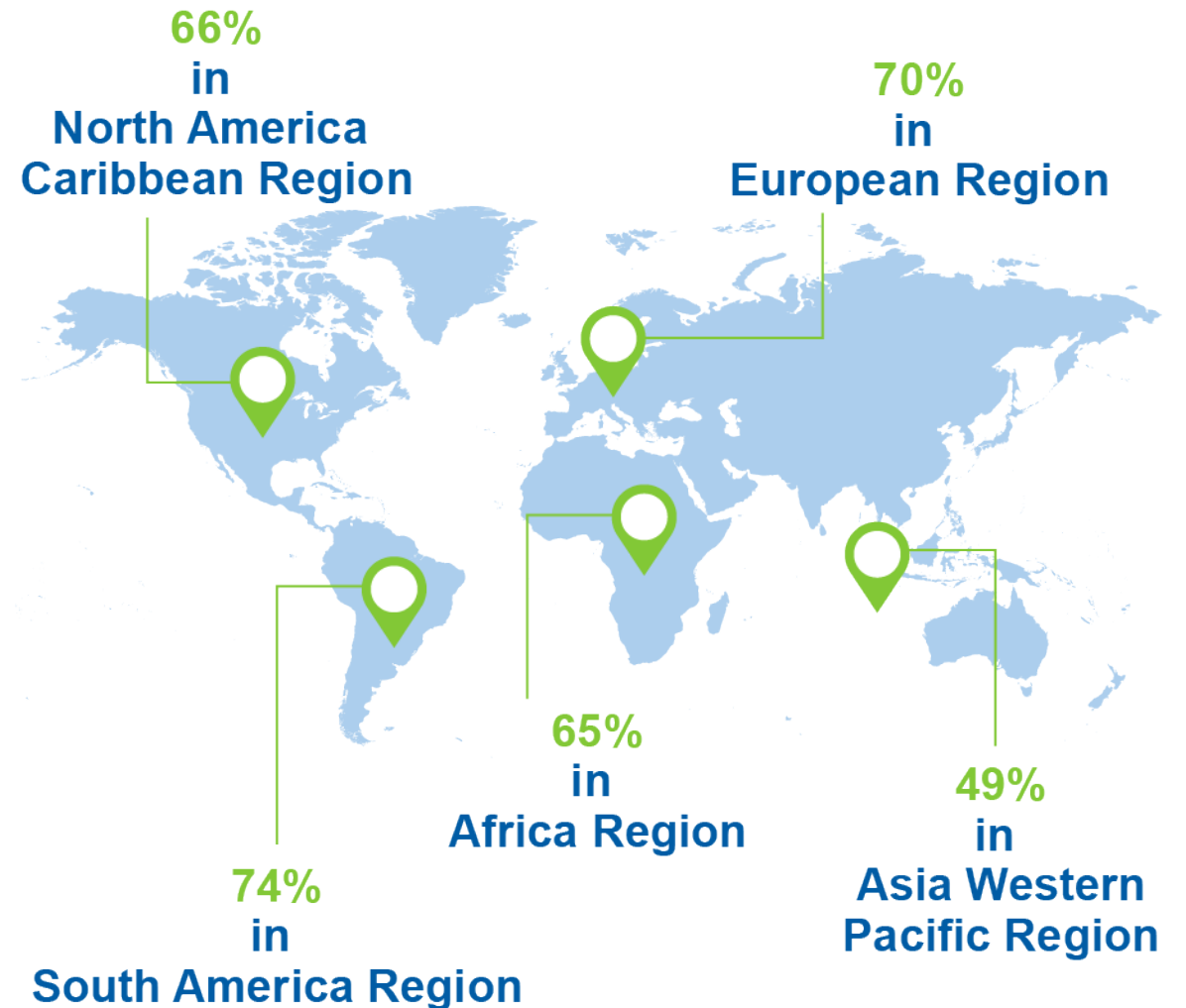


Globally
66%
of physical
therapists are
female

In **3 countries** at least **90%** of
physical therapists are **female**



HOW MANY PHYSICAL THERAPISTS ARE FEMALE IN WCPT REGIONS?



HONG KONG | MEMBERSHIP IN YOUR REGION

| Country | Number of members | Number of physical therapists |
|------------------|-------------------|-------------------------------|
| Japan | 99,240 | 132,000 |
| Korea (South) | 24,872 | 38,015 |
| Australia | 19,135 | 33,792 |
| Indonesia | 13,337 | 13,337 |
| Philippines | 5,327 | 14,610 |
| New Zealand | 3,626 | 5,422 |
| Malaysia | 1,300 | 2,326 |
| Hong Kong | 1,049 | 3,447 |
| Bangladesh | 900 | 2,135 |
| Taiwan | 881 | 6,851 |
| Myanmar | 842 | 600 |
| Kuwait | 500 | 1,500 |

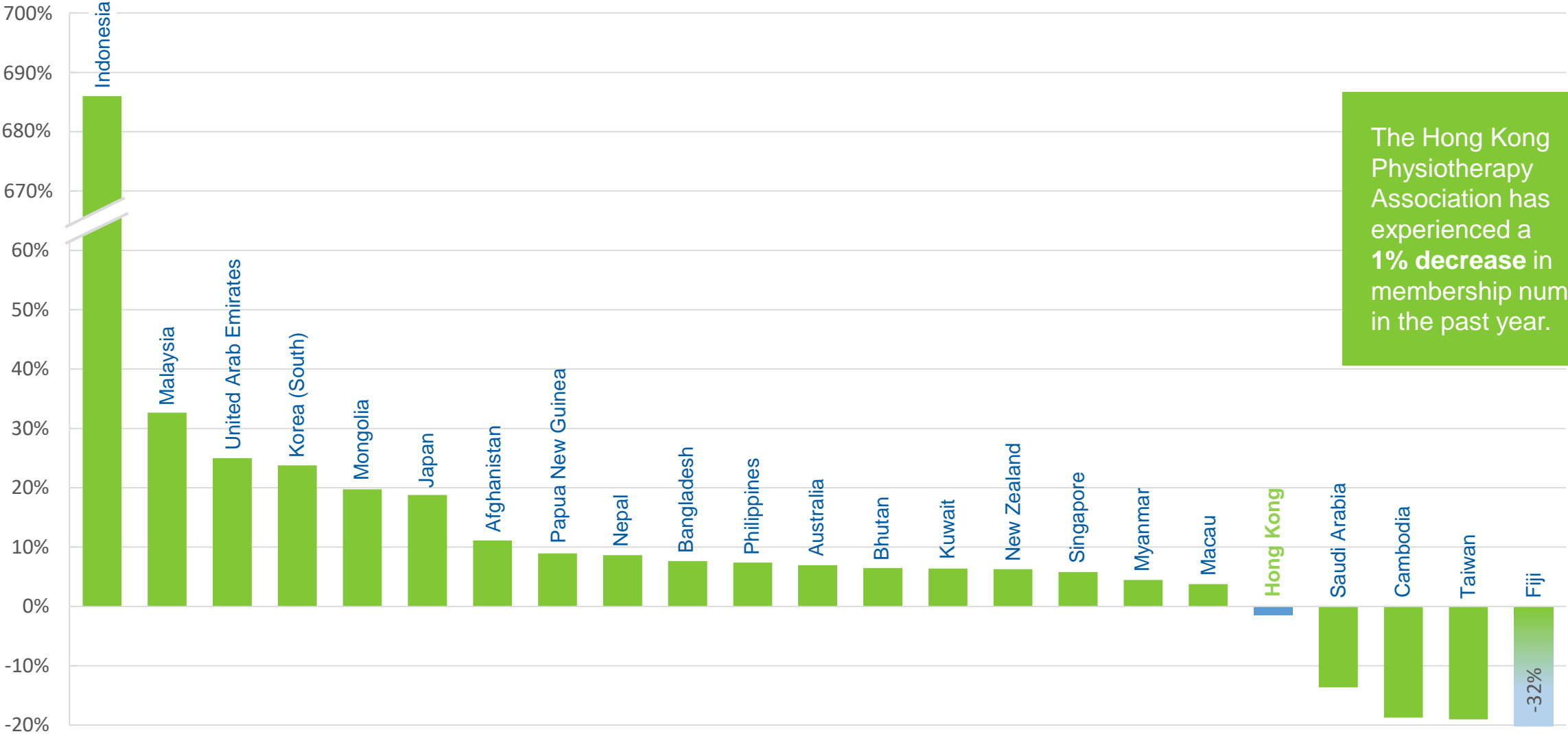
| Country | Number of members | Number of physical therapists |
|----------------------|-------------------|-------------------------------|
| Nepal | 402 | 2,000 |
| Saudi Arabia | 380 | 5,000 |
| Singapore | 364 | 1,967 |
| Afghanistan | 300 | 1,100 |
| United Arab Emirates | 250 | 2,866 |
| Mongolia | 176 | 176 |
| Macau | 138 | 145 |
| Cambodia | 126 | 326 |
| Papua New Guinea | 73 | 72 |
| Fiji | 43 | 96 |
| Bhutan | 33 | 40 |

The Hong Kong Physiotherapy Association is the **eighth largest** member organisation in the Asia Western Pacific Region of WCPT.

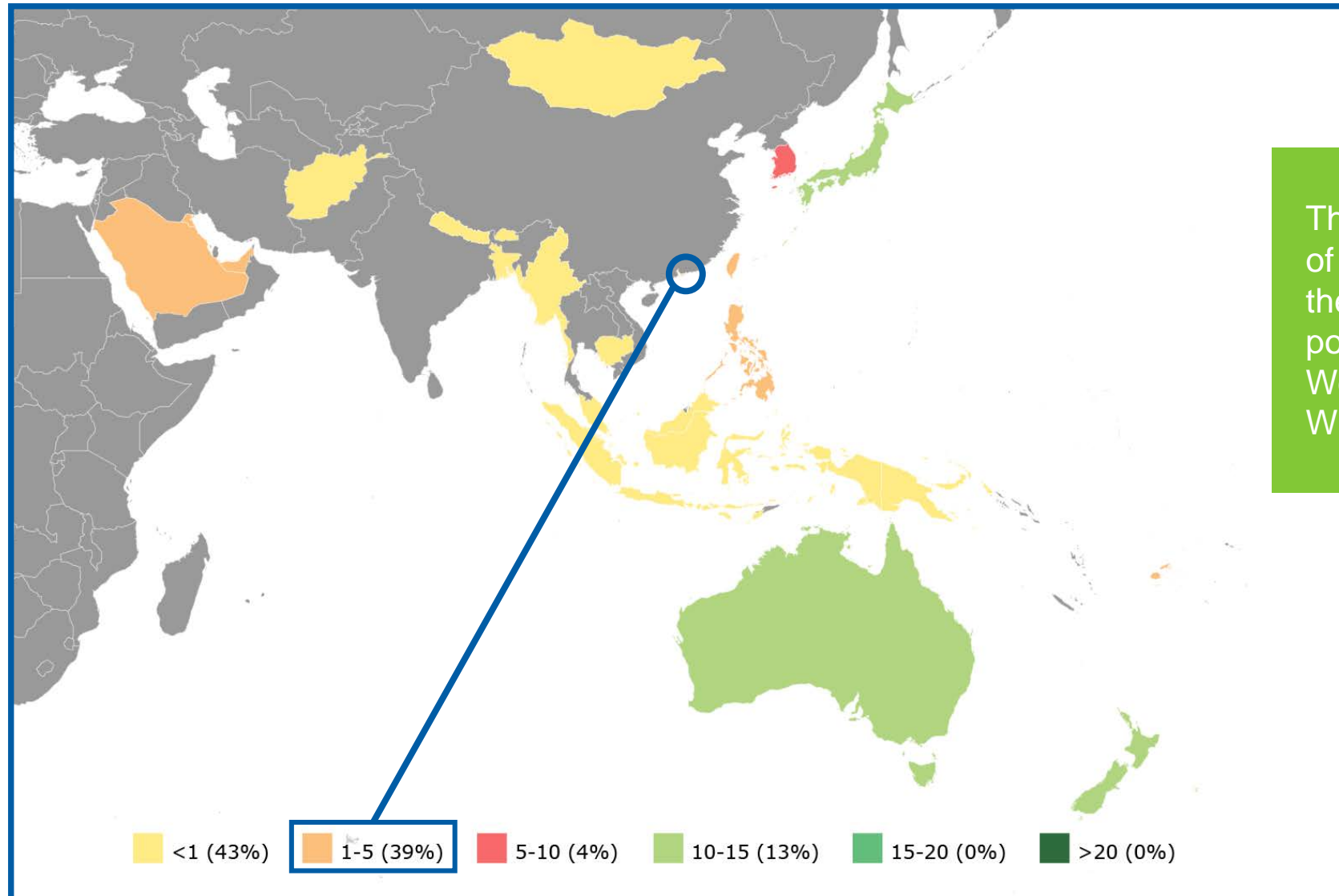
HONG KONG | MEMBERSHIP CHANGE



PERCENTAGE INCREASE/DECLINE IN MEMBERSHIP NUMBERS IN YOUR REGION SINCE 2018 SURVEY

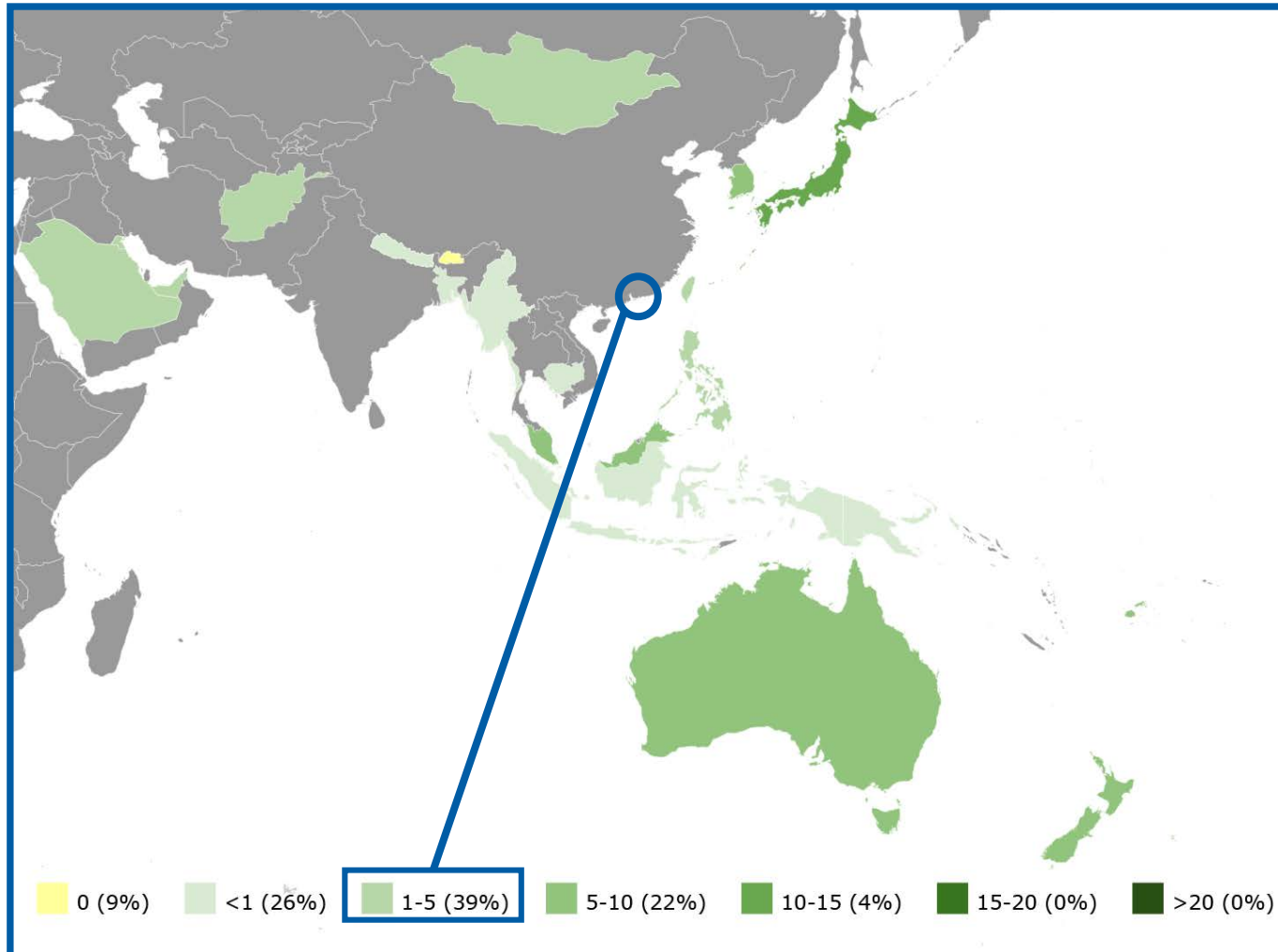


The Hong Kong Physiotherapy Association has experienced a **1% decrease** in membership numbers in the past year.



This map shows the number of practising physical therapists per 10,000 of the population within the Asia Western Pacific Region of WCPT.

ENTRY-LEVEL EDUCATION PROGRAMMES PER 5,000,000 POPULATION



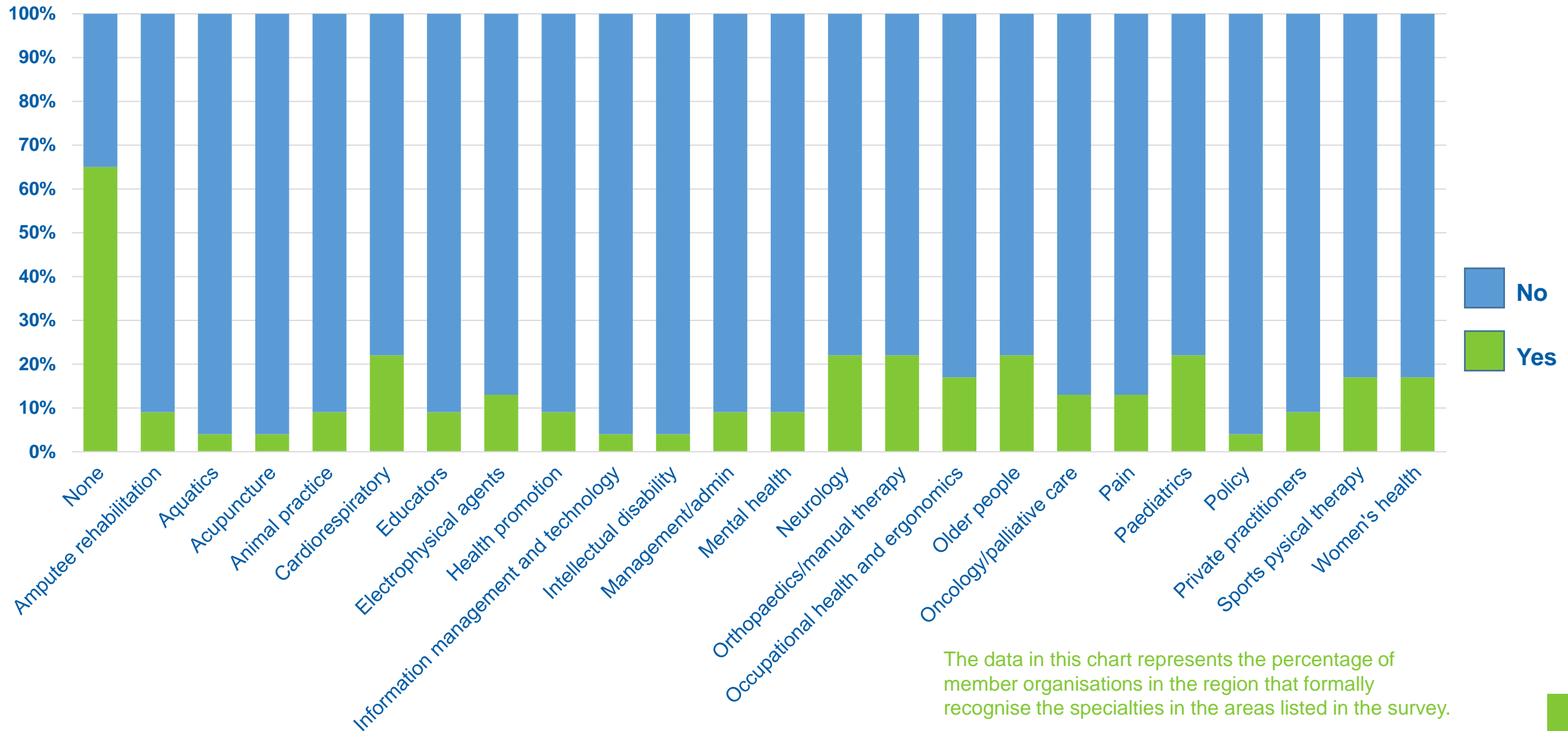
2 entry-level education programmes in your country per 5 million population

3 is the **average** number of entry-level education programmes per 5 million population in the **Asia Western Pacific Region of WCPT**

ASIA WESTERN PACIFIC | SPECIALISATION IN THE REGION



World Confederation
for Physical Therapy



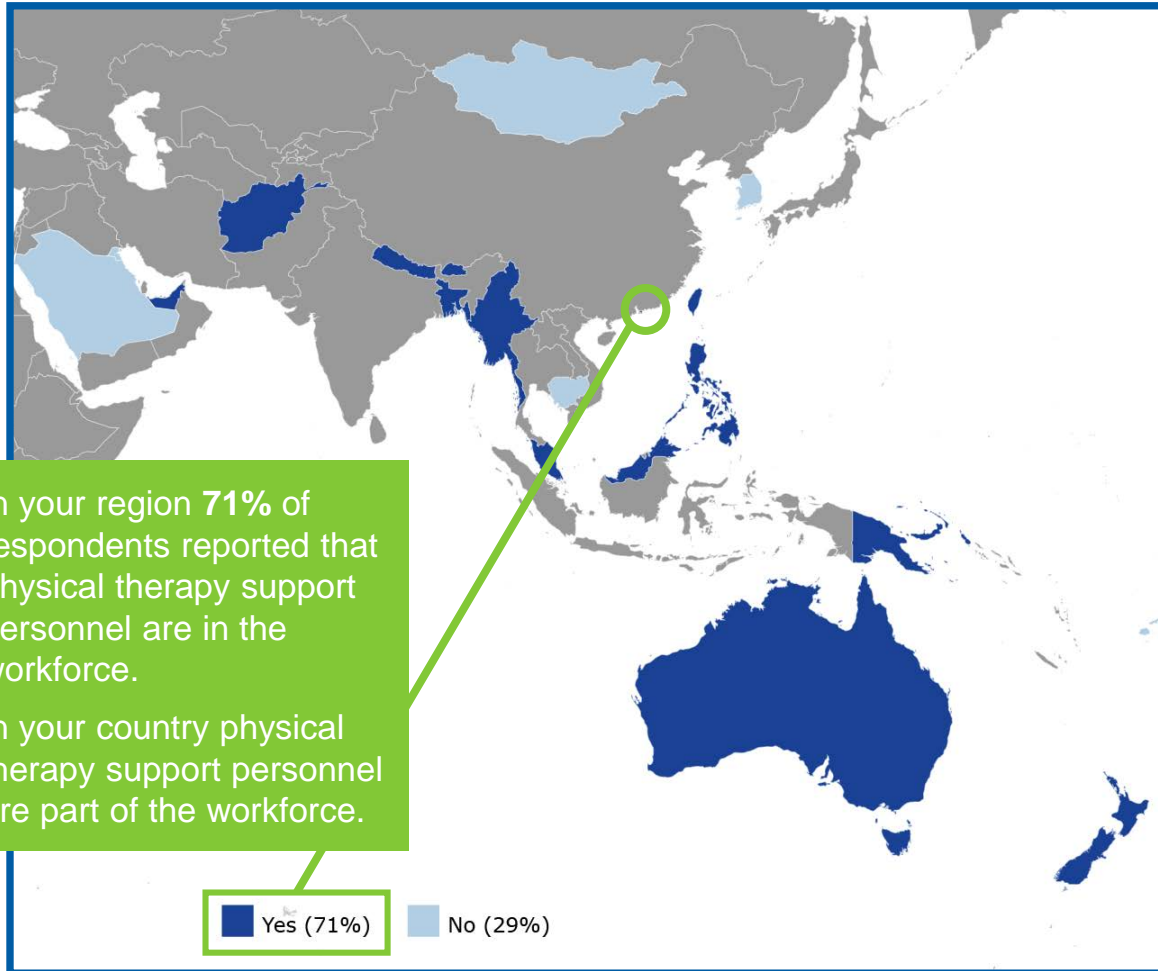
ASIA WESTERN PACIFIC | FUNDING IN YOUR REGION

| How is physical therapy funded in your region? | Afghanistan | Australia | Bangladesh | Bhutan | Cambodia | Fiji | Hong Kong | Indonesia | Japan | Korea (South) | Kuwait | Macau | Malaysia | Mongolia | Myanmar | Nepal | New Zealand | Papua New Guinea | Philippines | Saudi Arabia | Singapore | Taiwan | United Arab Emirates |
|--|-------------|-----------|------------|---------|----------|---------|-----------|-----------|---------|---------------|---------|---------|----------|----------|---------|---------|-------------|------------------|-------------|--------------|-----------|---------|----------------------|
| Personal out of pocket payments | Private | Private | Both | Neither | Private | Both | Both | Both | Private | Public | Both | Private | Private | Private | Both | Both | Private | Private | Both | Private | Both | Both | Private |
| Private or voluntary insurance premiums | Neither | Both | Neither | Neither | Neither | Both | Both | Both | Neither | Public | Both | Private | Private | Neither | Neither | Neither | Private | Private | Public | Private | Both | Both | Both |
| Public tax funded system | Public | Both | Neither | Public | Public | Public | Public | Neither | Public | Neither | Neither | Public | Public | Neither | Neither | Neither | Public | Public | Neither | Public | Public | Both | Public |
| Compulsory insurance premiums | Neither | Both | Neither | Neither | Neither | Neither | Neither | Public | Neither | Public | Neither | Neither | Neither | Public | Neither | Neither | Both | Neither | Public | Private | Public | Both | Both |
| Other | Public | Private | Public | Private | Private | Neither | Neither | Neither | Neither | Private | Private | Private | Neither | Neither | Neither | Neither | Neither | Neither | Neither | Neither | Neither | Neither | Private |

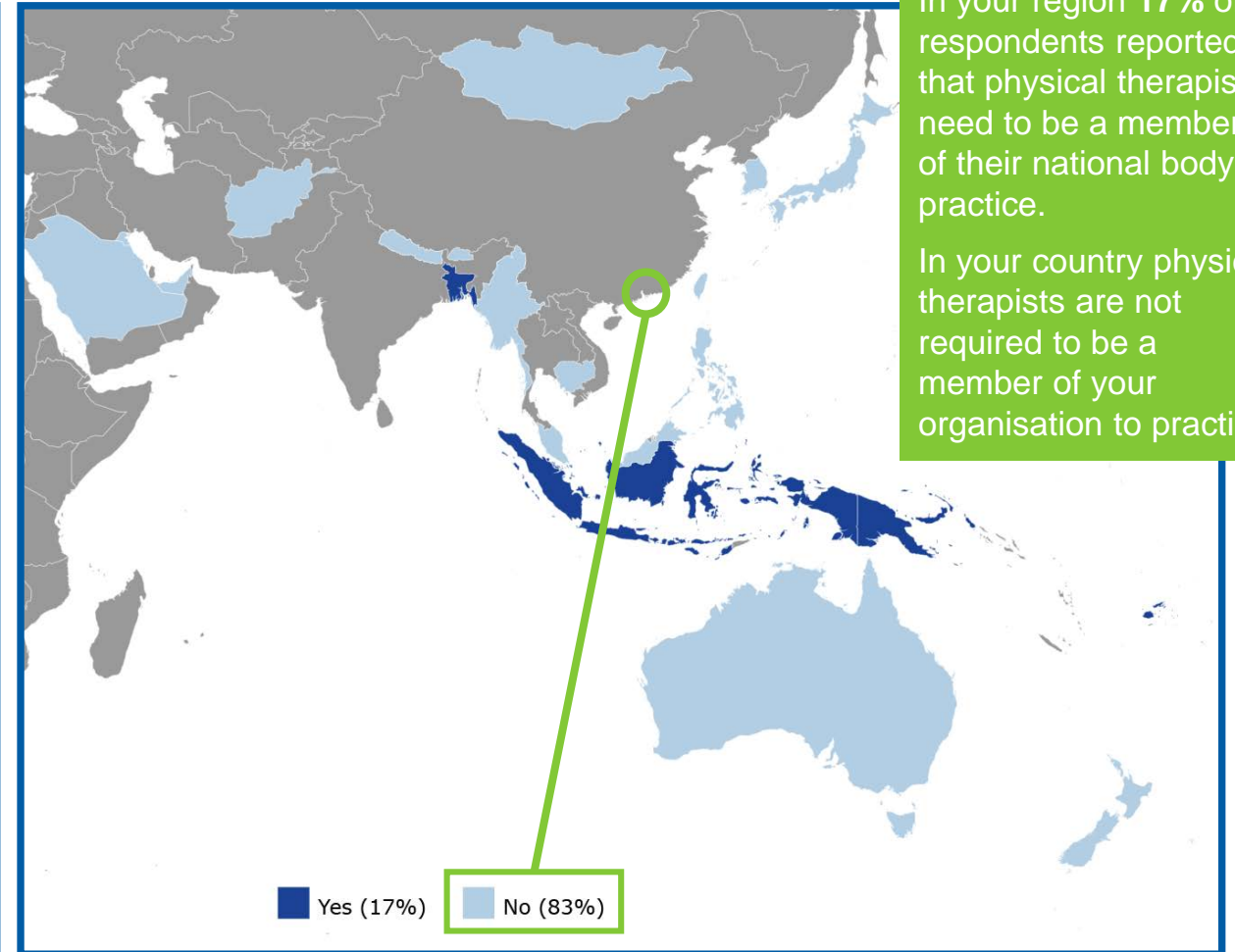
■ Private
 ■ Public
 ■ Both
 ■ Neither

The data in this chart represents how physical therapy is funded in your region, for both public and private health sectors

ARE THERE PHYSICAL THERAPY **SUPPORT PERSONNEL** IN THE WORKFORCE IN YOUR COUNTRY?



DO PHYSICAL THERAPISTS NEED TO BE A **MEMBER** OF YOUR ORGANISATION TO PRACTICE IN YOUR COUNTRY?



58% can refer themselves to a physical therapist without a referral



62% have post professional degree programmes



48% recognise specialisation



31% publish a peer reviewed journal



69% provide a schedule of CPD on their website



81% have no law preventing private practice



WCPT MEMBER ORGANISATIONS FROM THE FOLLOWING COUNTRIES RESPONDED:

| Africa Region | | Asia Western Pacific Region | | European Region | | North America Caribbean Region | South America Region |
|-----------------------------|-----------|-----------------------------|----------------------|------------------------|----------------|--------------------------------|----------------------|
| Benin | Swaziland | Afghanistan | Philippines | Albania | Kosovo | Barbados | Argentina |
| Cameroon | Tanzania | Australia | Saudi Arabia | Austria | Latvia | Bermuda | Bolivia |
| Congo (Democratic Republic) | Togo | Bangladesh | Singapore | Belgium | Lebanon | Canada | Brazil |
| Ethiopia | Uganda | Bhutan | Taiwan | Bosnia and Herzegovina | Liechtenstein | Guyana | Chile |
| Ghana | Zambia | Cambodia | United Arab Emirates | Bulgaria | Lithuania | Haiti | Colombia |
| Ivory Coast | Zimbabwe | Fiji | | Cyprus | Luxembourg | Jamaica | Costa Rica |
| Kenya | | Hong Kong | | Czech Republic | Malta | Panama | Ecuador |
| Madagascar | | Indonesia | | Denmark | Montenegro | Puerto Rico | Mexico |
| Malawi | | Japan | | Finland | Netherlands | St Lucia | Peru |
| Mali | | Korea (South) | | Georgia | Norway | Suriname | Uruguay |
| Mauritius | | Kuwait | | Germany | Poland | Trinidad and Tobago | |
| Namibia | | Macau | | Greece | Portugal | United States | |
| Niger | | Malaysia | | Hungary | Slovenia | | |
| Nigeria | | Mongolia | | Iceland | Spain | | |
| Rwanda | | Myanmar | | Ireland | Sweden | | |
| Senegal | | Nepal | | Israel | Switzerland | | |
| South Africa | | New Zealand | | Italy | Ukraine | | |
| Sudan | | Papua New Guinea | | Jordan | United Kingdom | | |

The survey was sent to WCPT's 120 member organisations, of which 105 responded, representing an 88% response rate.



Find out more about physical therapy around the world:
[Global profiles](#)



Follow WCPT on social media
[@WCPT1951](#)



www.wcpt.org

DISCLAIMER

- The data in this report is based on responses to annual surveys sent to WCPT's member organisations.
- In 2019 the annual survey was sent to 120 member organisations and 105 responded. The census date was 30 June 2019.
- Some data in this report has been collated from other sources available to WCPT.
- If you have any questions or concerns, or want to make changes to your country's data, please contact countryprofile@wcpt.org.