



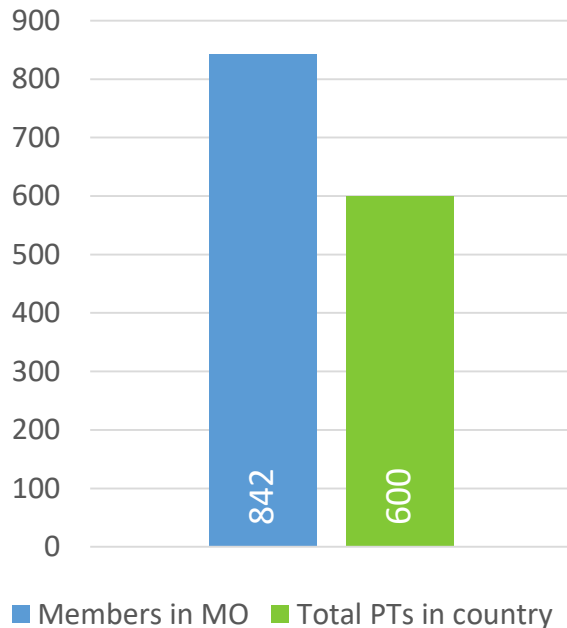
World Confederation
for Physical Therapy

MYANMAR

WCPT COUNTRY PROFILE

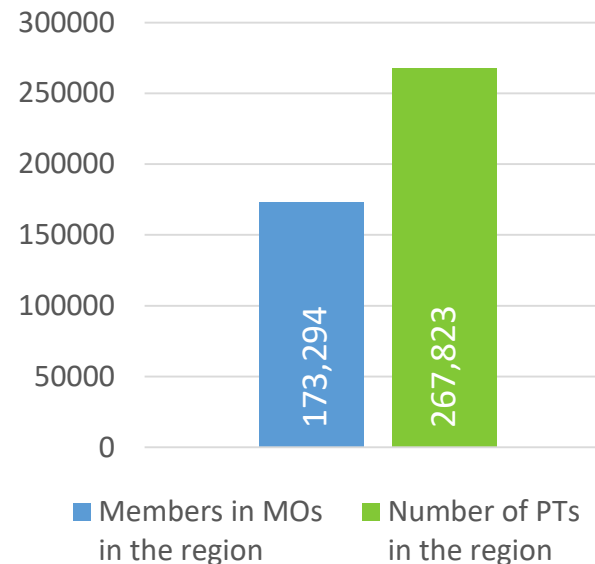
2019

Physical therapists in the country



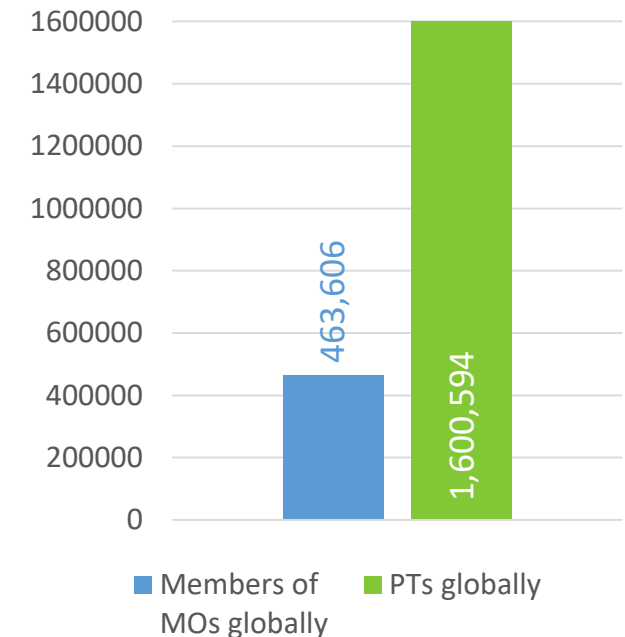
140% of PTs in the country are members of the Myanmar Physiotherapy Association

Physical therapists in the AWP Region of WCPT



65% of PTs in the region are members of a WCPT member organisation

Physical therapists in the world



29% of PTs in the world are members of a WCPT member organisation

The data in this report is based on responses to annual surveys sent to WCPT's member organisations. In 2019 the annual survey was sent to 120 member organisations and 105 responded. Some data has been collated from other sources available to WCPT.

In Myanmar
91%
of physical
therapists are
female

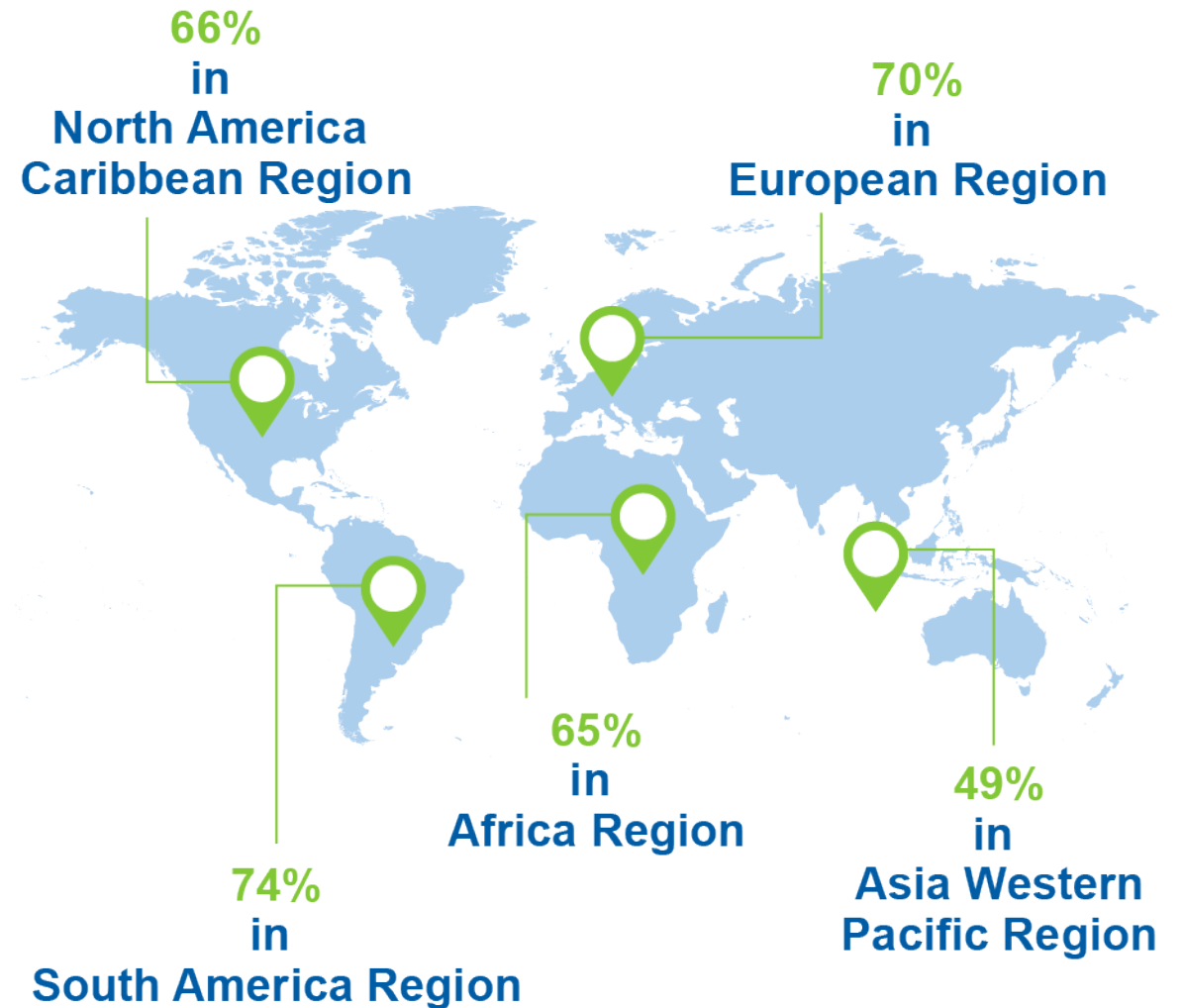


Globally
66%
of physical
therapists are
female

In **3 countries** at least **90%** of
physical therapists are **female**



HOW MANY PHYSICAL THERAPISTS ARE FEMALE IN WCPT REGIONS?



Country	Number of members	Number of physical therapists
Japan	99,240	132,000
Korea (South)	24,872	38,015
Australia	19,135	33,792
Indonesia	13,337	13,337
Philippines	5,327	14,610
New Zealand	3,626	5,422
Malaysia	1,300	2,326
Hong Kong	1,049	3,447
Bangladesh	900	2,135
Taiwan	881	6,851
Myanmar	842	600
Kuwait	500	1,500

Country	Number of members	Number of physical therapists
Nepal	402	2,000
Saudi Arabia	380	5,000
Singapore	364	1,967
Afghanistan	300	1,100
United Arab Emirates	250	2,866
Mongolia	176	176
Macau	138	145
Cambodia	126	326
Papua New Guinea	73	72
Fiji	43	96
Bhutan	33	40

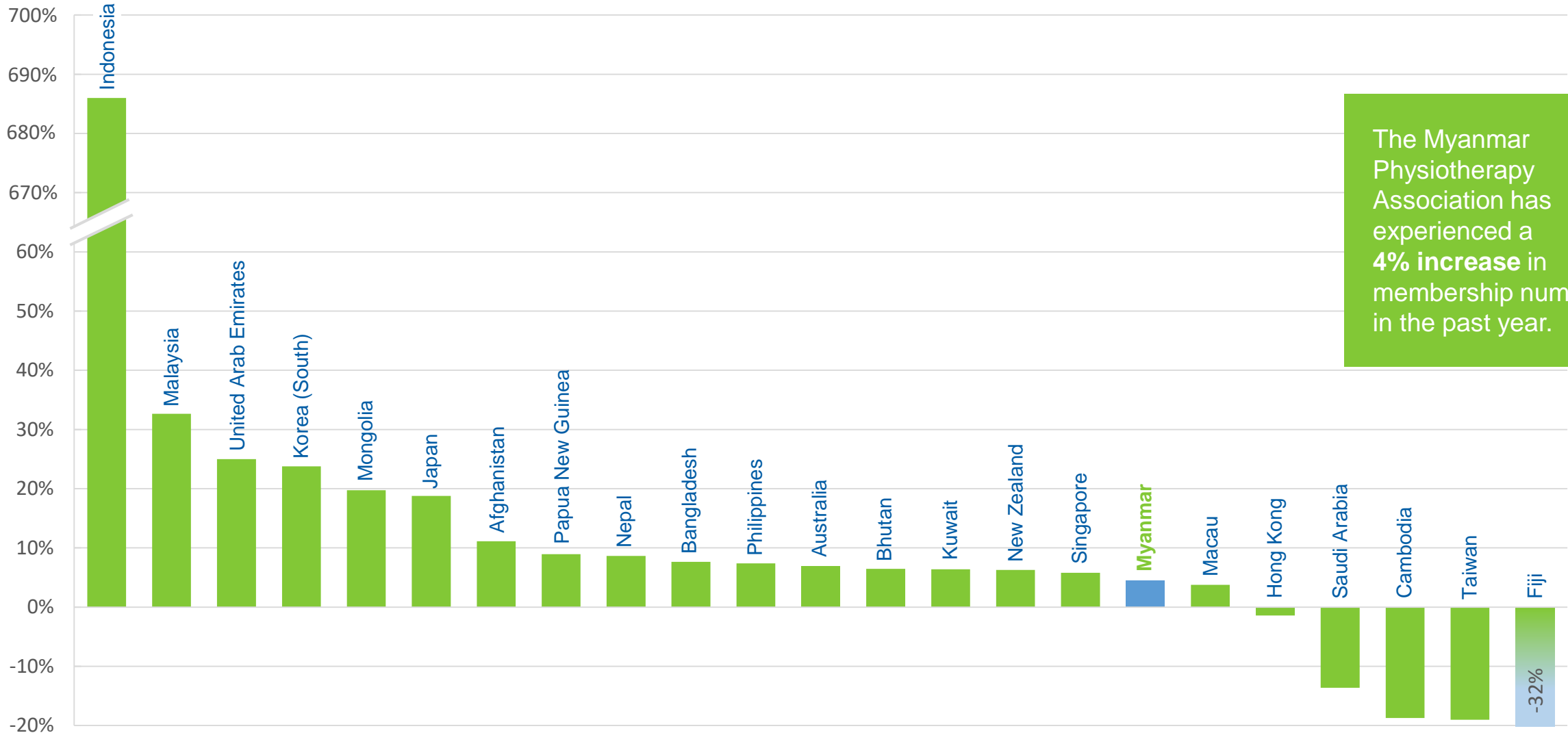
The Myanmar Physiotherapy Association is the **11th largest** member organisation in the Asia Western Pacific Region of WCPT.

MYANMAR | MEMBERSHIP CHANGE

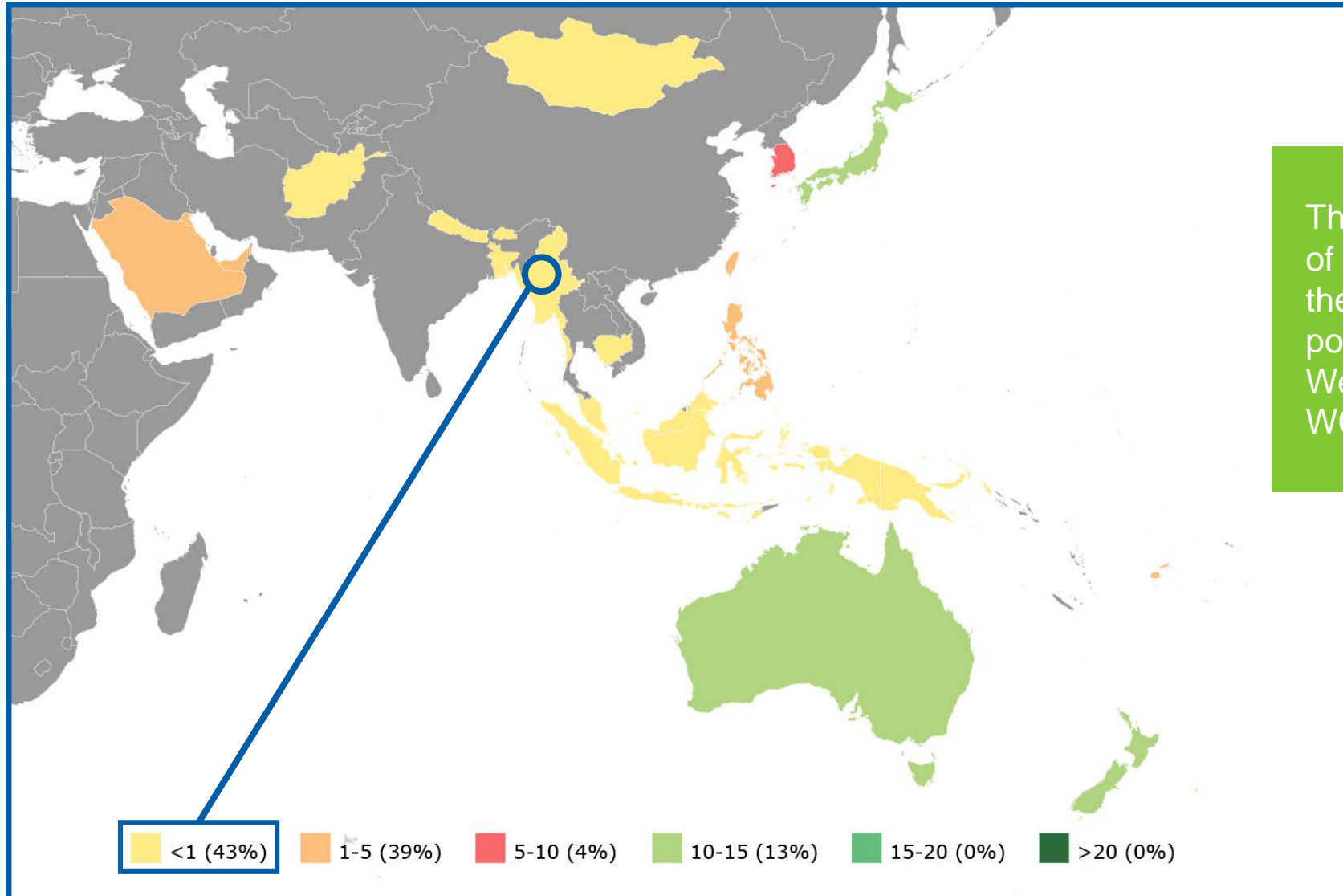


World Confederation
for Physical Therapy

PERCENTAGE INCREASE/DECLINE IN MEMBERSHIP NUMBERS IN YOUR REGION SINCE 2018 SURVEY

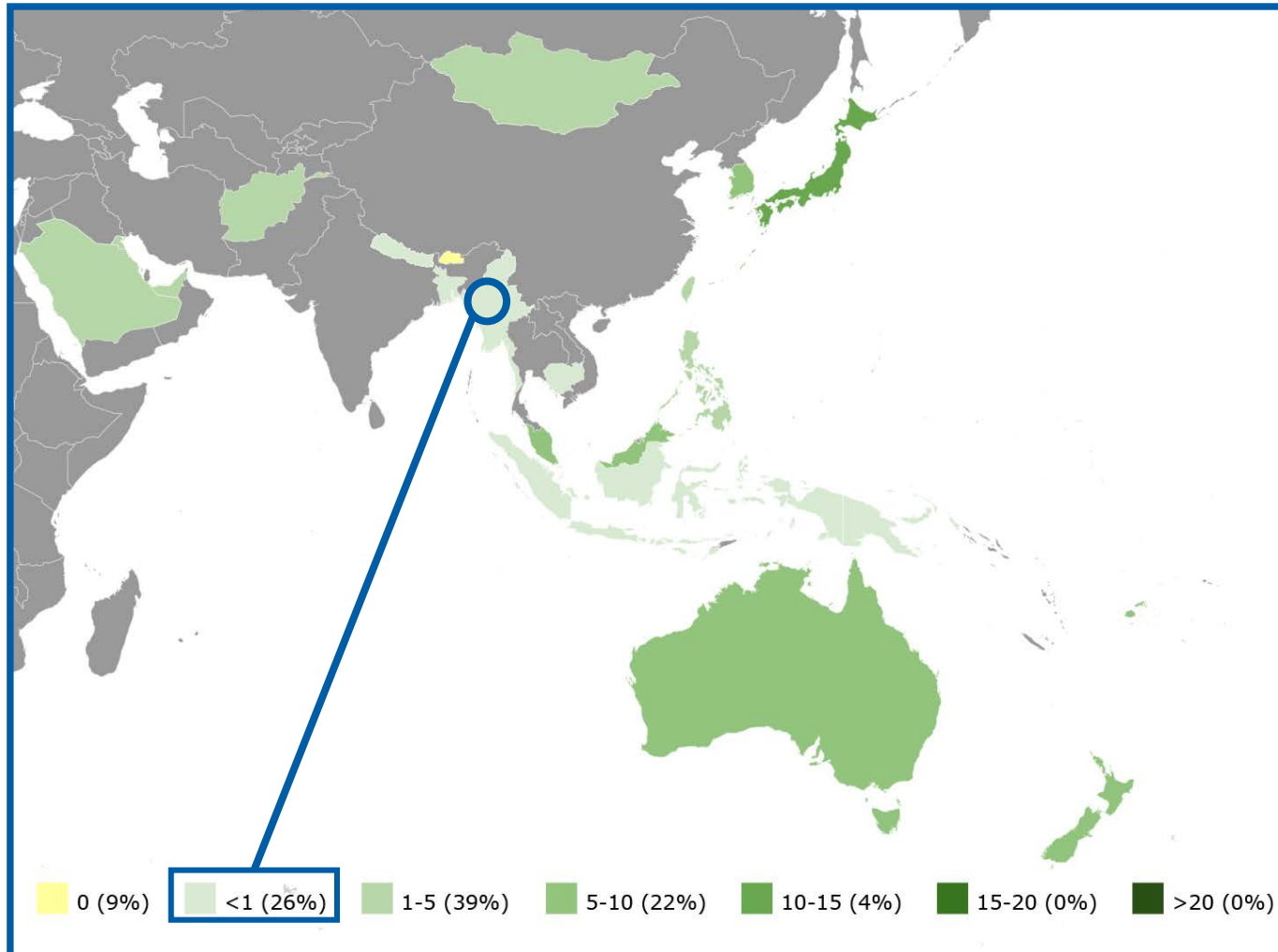


The Myanmar Physiotherapy Association has experienced a **4% increase** in membership numbers in the past year.



This map shows the number of practising physical therapists per 10,000 of the population within the Asia Western Pacific Region of WCPT.

ENTRY-LEVEL EDUCATION PROGRAMMES PER 5,000,000 POPULATION



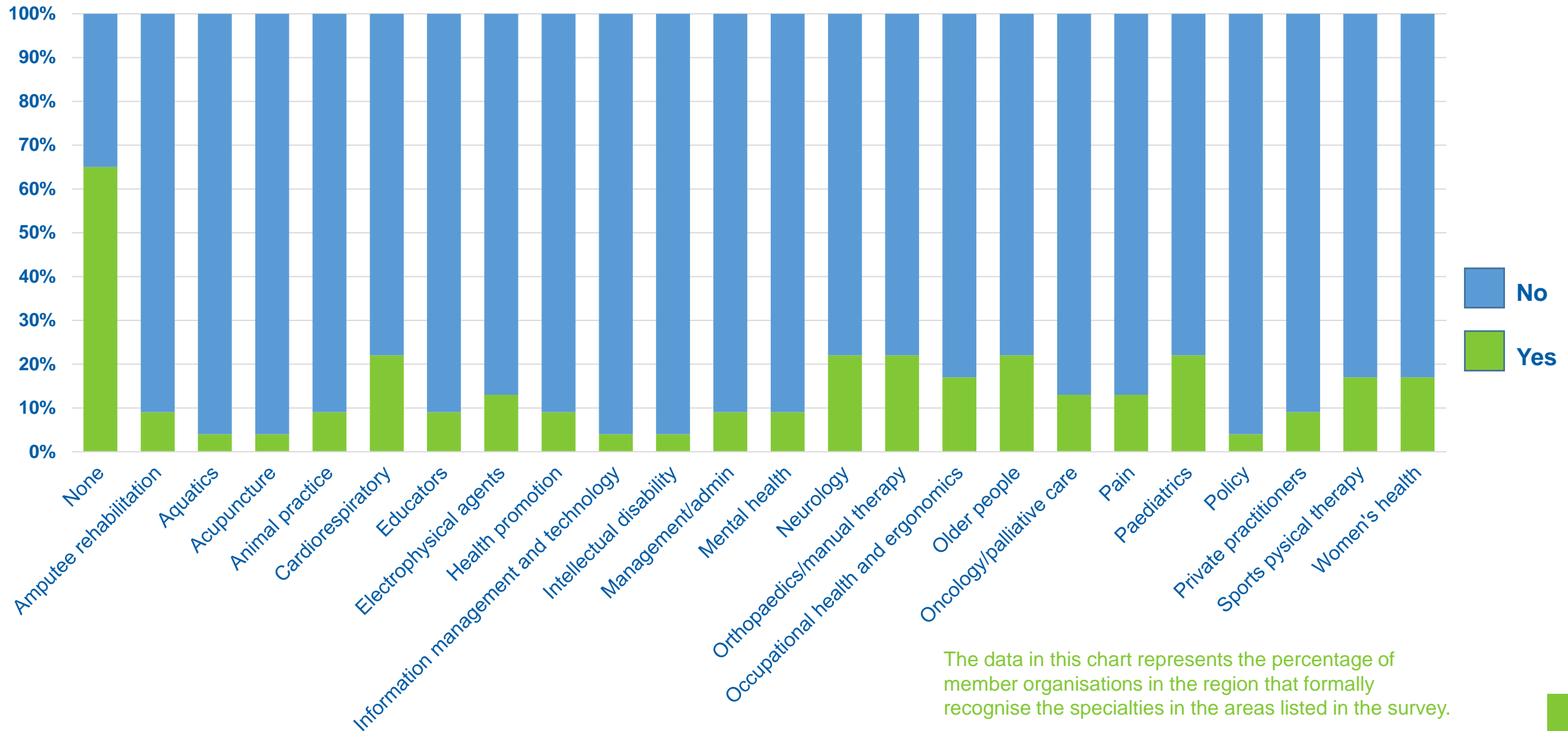
0.7 entry-level education programmes in your country per 5 million population

3 is the **average** number of entry-level education programmes per 5 million population in the **Asia Western Pacific Region of WCPT**

ASIA WESTERN PACIFIC | SPECIALISATION IN THE REGION



World Confederation
for Physical Therapy



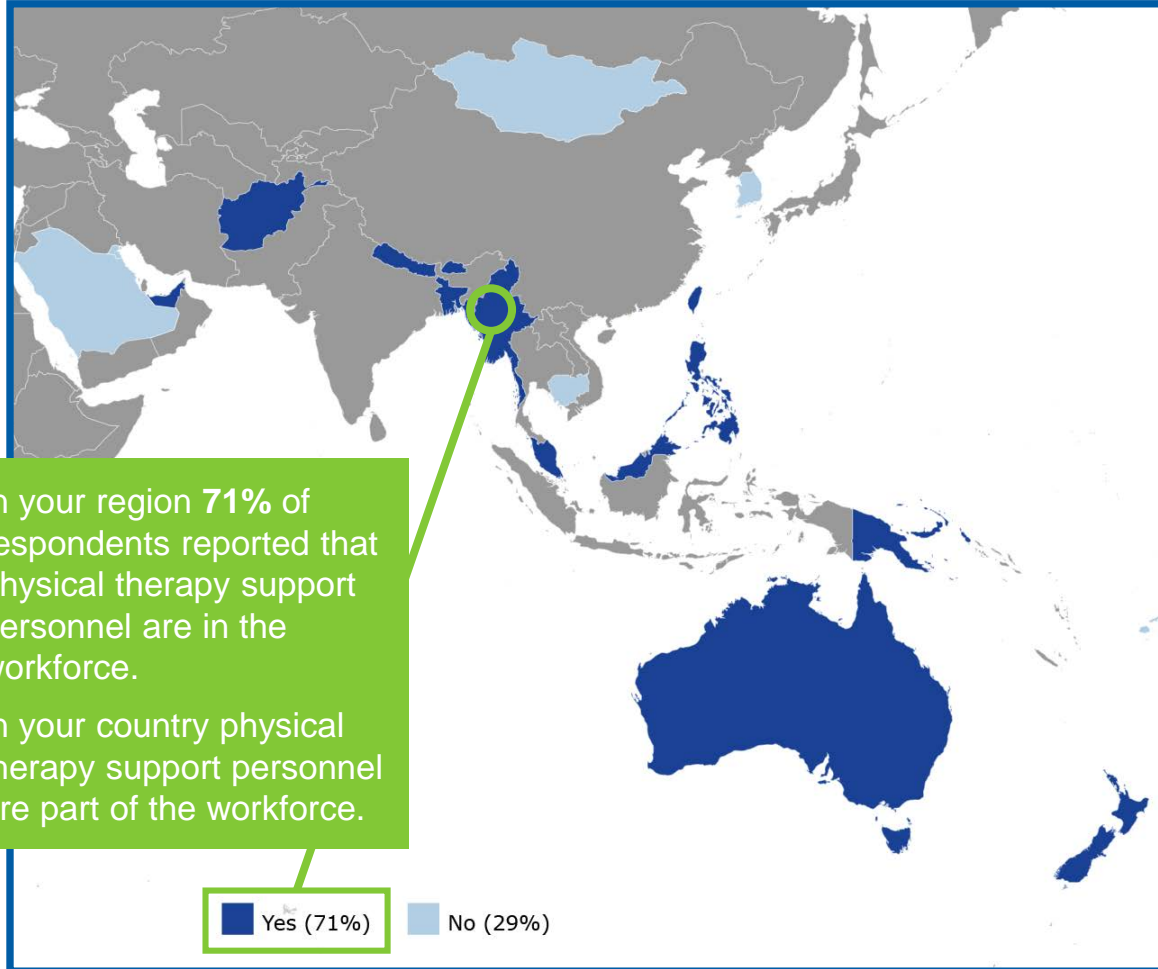
ASIA WESTERN PACIFIC | FUNDING IN YOUR REGION

How is physical therapy funded in your region?	Afghanistan	Australia	Bangladesh	Bhutan	Cambodia	Fiji	Hong Kong	Indonesia	Japan	Korea (South)	Kuwait	Macau	Malaysia	Mongolia	Myanmar	Nepal	New Zealand	Papua New Guinea	Philippines	Saudi Arabia	Singapore	Taiwan	United Arab Emirates
Personal out of pocket payments	Private	Private	Both	Neither	Private	Both	Both	Both	Private	Public	Both	Private	Private	Private	Both	Both	Private	Private	Both	Private	Both	Both	Private
Private or voluntary insurance premiums	Neither	Both	Neither	Neither	Neither	Both	Both	Both	Neither	Public	Both	Private	Private	Neither	Neither	Neither	Private	Private	Public	Private	Both	Both	Both
Public tax funded system	Public	Both	Neither	Public	Public	Public	Public	Neither	Public	Neither	Neither	Public	Public	Neither	Neither	Neither	Public	Public	Neither	Public	Public	Both	Public
Compulsory insurance premiums	Neither	Both	Neither	Neither	Neither	Neither	Neither	Public	Neither	Public	Neither	Neither	Neither	Public	Neither	Neither	Both	Neither	Public	Private	Public	Both	Both
Other	Public	Private	Public	Private	Private	Neither	Neither	Neither	Neither	Private	Private	Private	Neither	Neither	Neither	Neither	Neither	Neither	Neither	Neither	Neither	Neither	Private

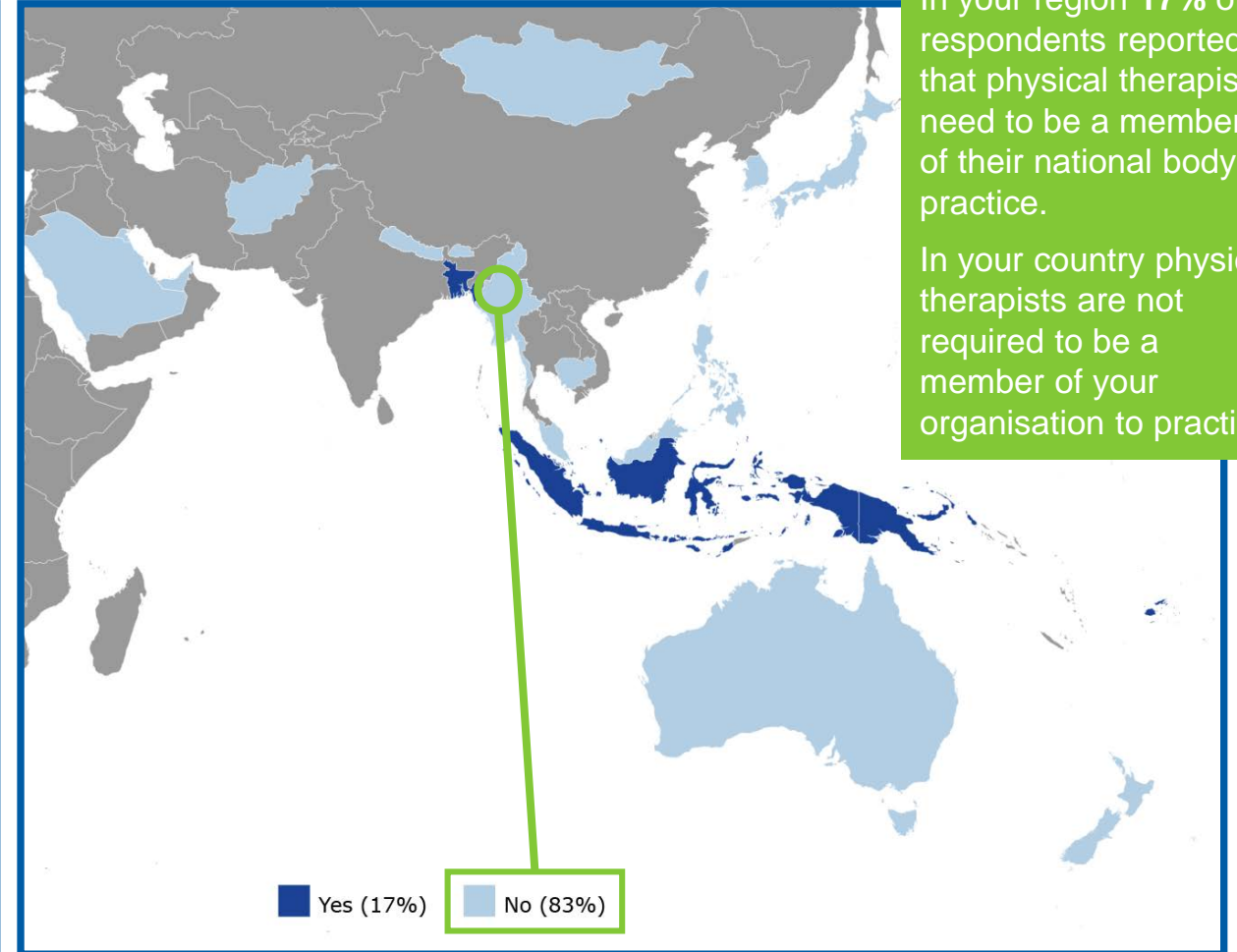
■ Private
 ■ Public
 ■ Both
 ■ Neither

The data in this chart represents how physical therapy is funded in your region, for both public and private health sectors

ARE THERE PHYSICAL THERAPY **SUPPORT PERSONNEL** IN THE WORKFORCE IN YOUR COUNTRY?



DO PHYSICAL THERAPISTS NEED TO BE A **MEMBER** OF YOUR ORGANISATION TO PRACTICE IN YOUR COUNTRY?



In your region 17% of respondents reported that physical therapists need to be a member of their national body to practice.

In your country physical therapists are not required to be a member of your organisation to practice.

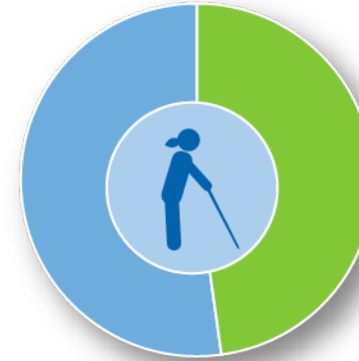
58% can refer themselves to a physical therapist without a referral



62% have post professional degree programmes



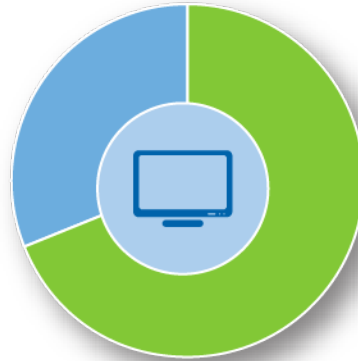
48% recognise specialisation



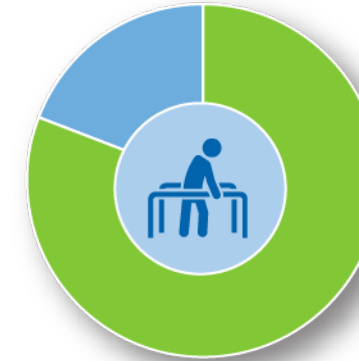
31% publish a peer reviewed journal



69% provide a schedule of CPD on their website



81% have no law preventing private practice



WCPT MEMBER ORGANISATIONS FROM THE FOLLOWING COUNTRIES RESPONDED:

Africa Region		Asia Western Pacific Region		European Region		North America Caribbean Region	South America Region
Benin	Swaziland	Afghanistan	Philippines	Albania	Kosovo	Barbados	Argentina
Cameroon	Tanzania	Australia	Saudi Arabia	Austria	Latvia	Bermuda	Bolivia
Congo (Democratic Republic)	Togo	Bangladesh	Singapore	Belgium	Lebanon	Canada	Brazil
Ethiopia	Uganda	Bhutan	Taiwan	Bosnia and Herzegovina	Liechtenstein	Guyana	Chile
Ghana	Zambia	Cambodia	United Arab Emirates	Bulgaria	Lithuania	Haiti	Colombia
Ivory Coast	Zimbabwe	Fiji		Cyprus	Luxembourg	Jamaica	Costa Rica
Kenya		Hong Kong		Czech Republic	Malta	Panama	Ecuador
Madagascar		Indonesia		Denmark	Montenegro	Puerto Rico	Mexico
Malawi		Japan		Finland	Netherlands	St Lucia	Peru
Mali		Korea (South)		Georgia	Norway	Suriname	Uruguay
Mauritius		Kuwait		Germany	Poland	Trinidad and Tobago	
Namibia		Macau		Greece	Portugal	United States	
Niger		Malaysia		Hungary	Slovenia		
Nigeria		Mongolia		Iceland	Spain		
Rwanda		Myanmar		Ireland	Sweden		
Senegal		Nepal		Israel	Switzerland		
South Africa		New Zealand		Italy	Ukraine		
Sudan		Papua New Guinea		Jordan	United Kingdom		

The survey was sent to WCPT's 120 member organisations, of which 105 responded, representing an 88% response rate.



Find out more about physical therapy around the world:
[Global profiles](#)



Follow WCPT on social media
[@WCPT1951](#)



www.wcpt.org

DISCLAIMER

- The data in this report is based on responses to annual surveys sent to WCPT's member organisations.
- In 2019 the annual survey was sent to 120 member organisations and 105 responded. The census date was 30 June 2019.
- Some data in this report has been collated from other sources available to WCPT.
- If you have any questions or concerns, or want to make changes to your country's data, please contact countryprofile@wcpt.org.