



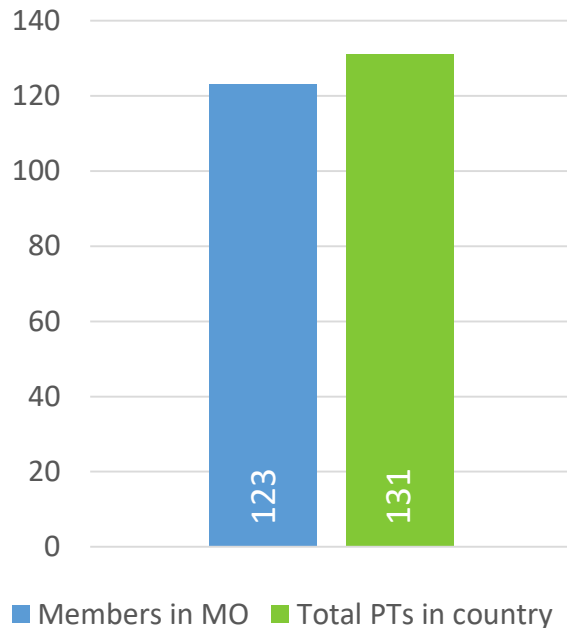
World Confederation
for Physical Therapy

NAMIBIA

WCPT COUNTRY PROFILE

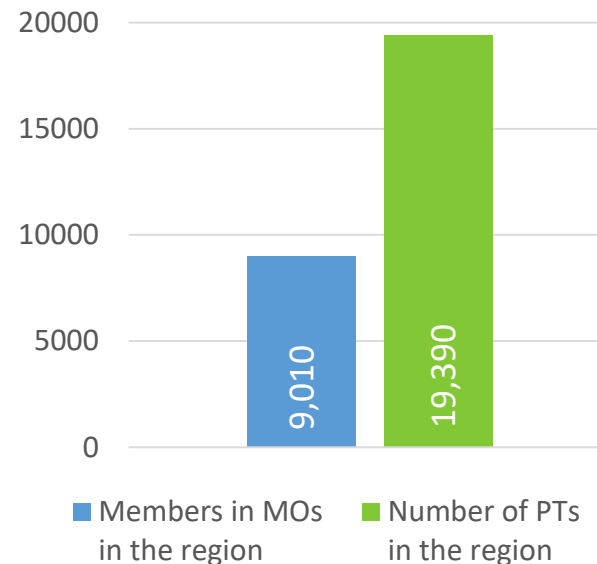
2019

Physical therapists in the country



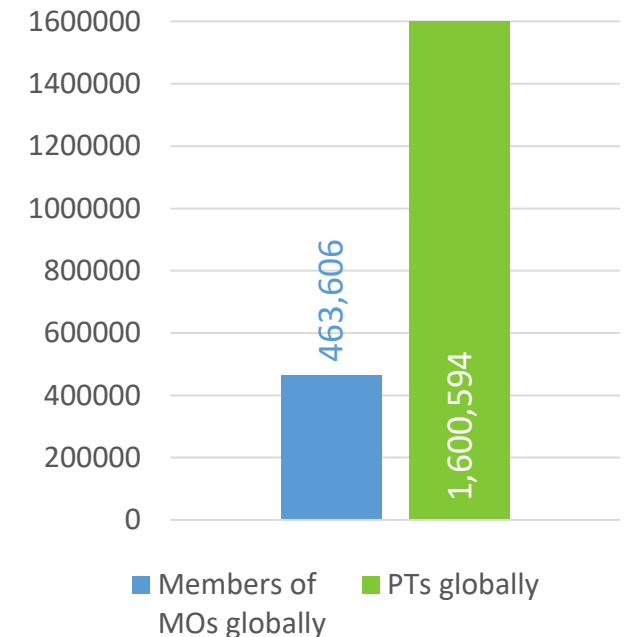
94% of PTs in the country are members of the Namibian Society of Physiotherapy

Physical therapists in the Africa Region of WCPT



46% of PTs in the region are members of a WCPT member organisation

Physical therapists in the world



29% of PTs in the world are members of a WCPT member organisation

The data in this report is based on responses to annual surveys sent to WCPT's member organisations. In 2019 the annual survey was sent to 120 member organisations and 105 responded. Some data has been collated from other sources available to WCPT.

81% of physical therapists in this WCPT member organisation are **female***



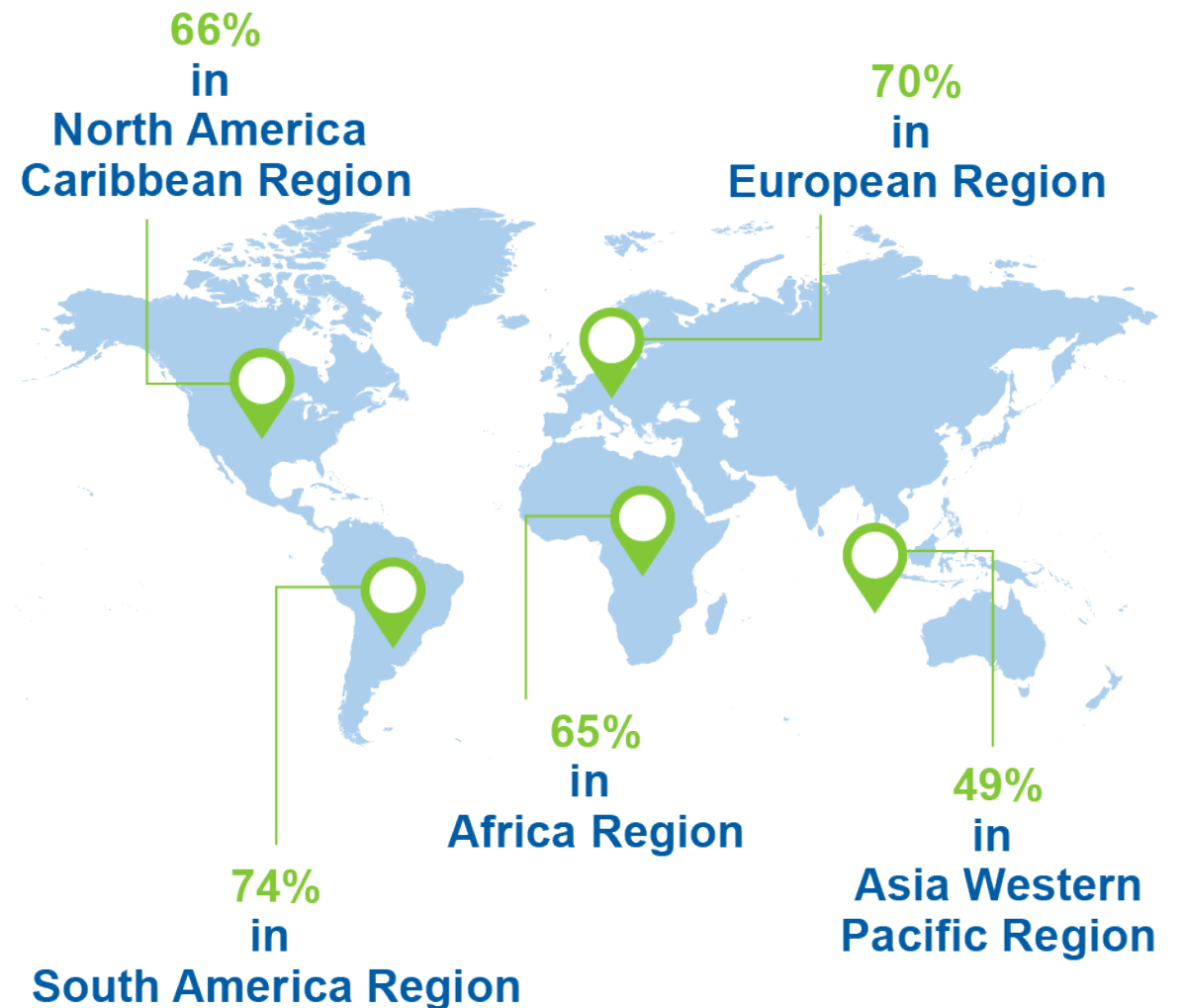
Globally **66%** of physical therapists are **female**

In **3 countries** at least **90%** of physical therapists are **female**



* No data is available for the number of female physical therapists in Namibia.

HOW MANY PHYSICAL THERAPISTS ARE FEMALE IN WCPT REGIONS?





Country	Number of members	Number of physical therapists
South Africa	4,291	7,937
Kenya	2,161	2,370
Nigeria	690	2,310
Congo (Democratic Republic)	201	800
Ghana	165	185
Cameroon	150	290
Namibia	123	131
Senegal	99	132
Benin	92	148
Madagascar	90	200
Tanzania	85	217
Ethiopia	85	500

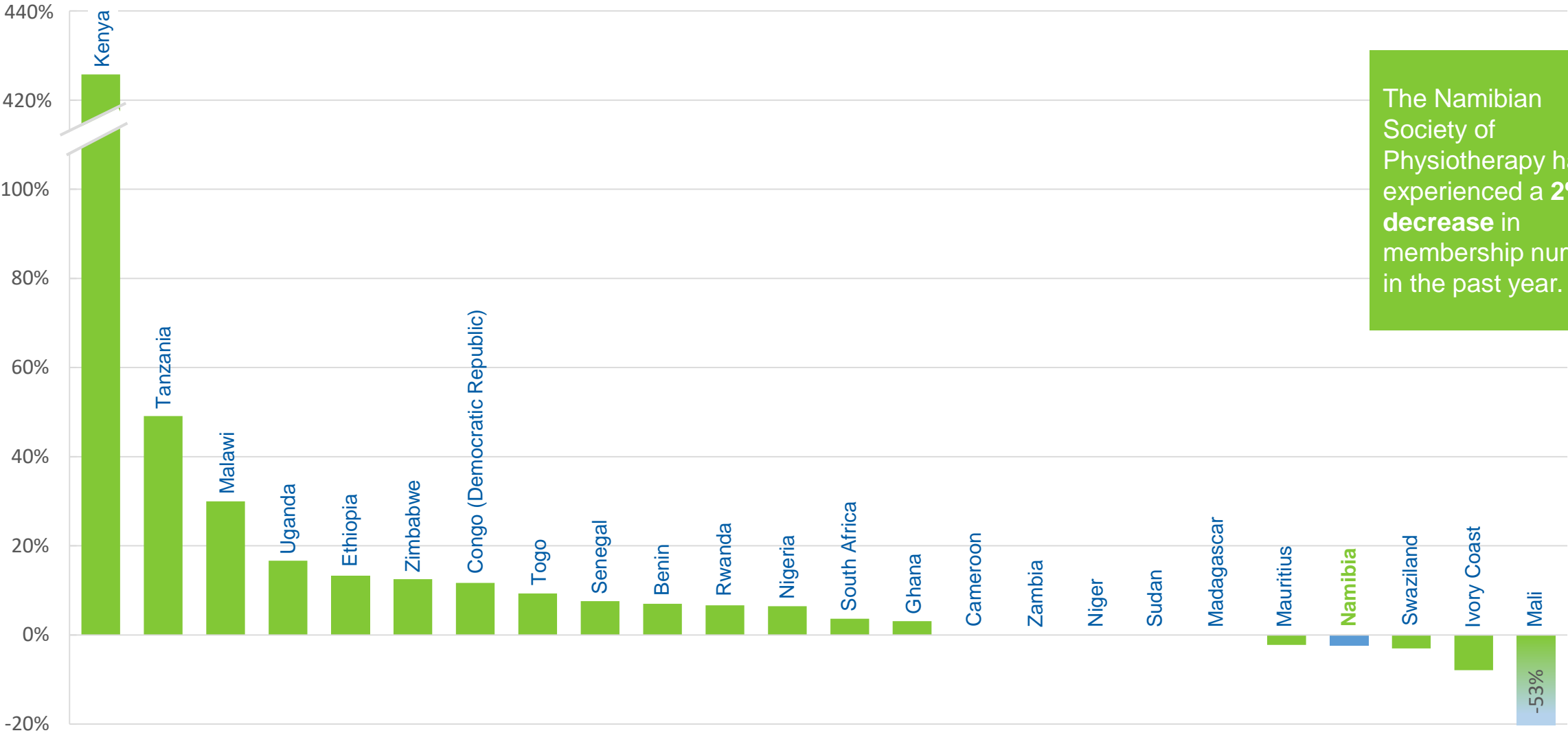
Country	Number of members	Number of physical therapists
Togo	82	350
Rwanda	80	320
Zambia	79	900
Mali	74	150
Uganda	70	300
Ivory Coast	70	155
Sudan	69	1,200
Malawi	65	124
Zimbabwe	63	502
Niger	50	65
Mauritius	44	70
Swaziland	32	34

The Namibian Society of Physiotherapy is the **seventh largest** member organisation in the Africa Region of WCPT.

NAMIBIA | MEMBERSHIP CHANGE

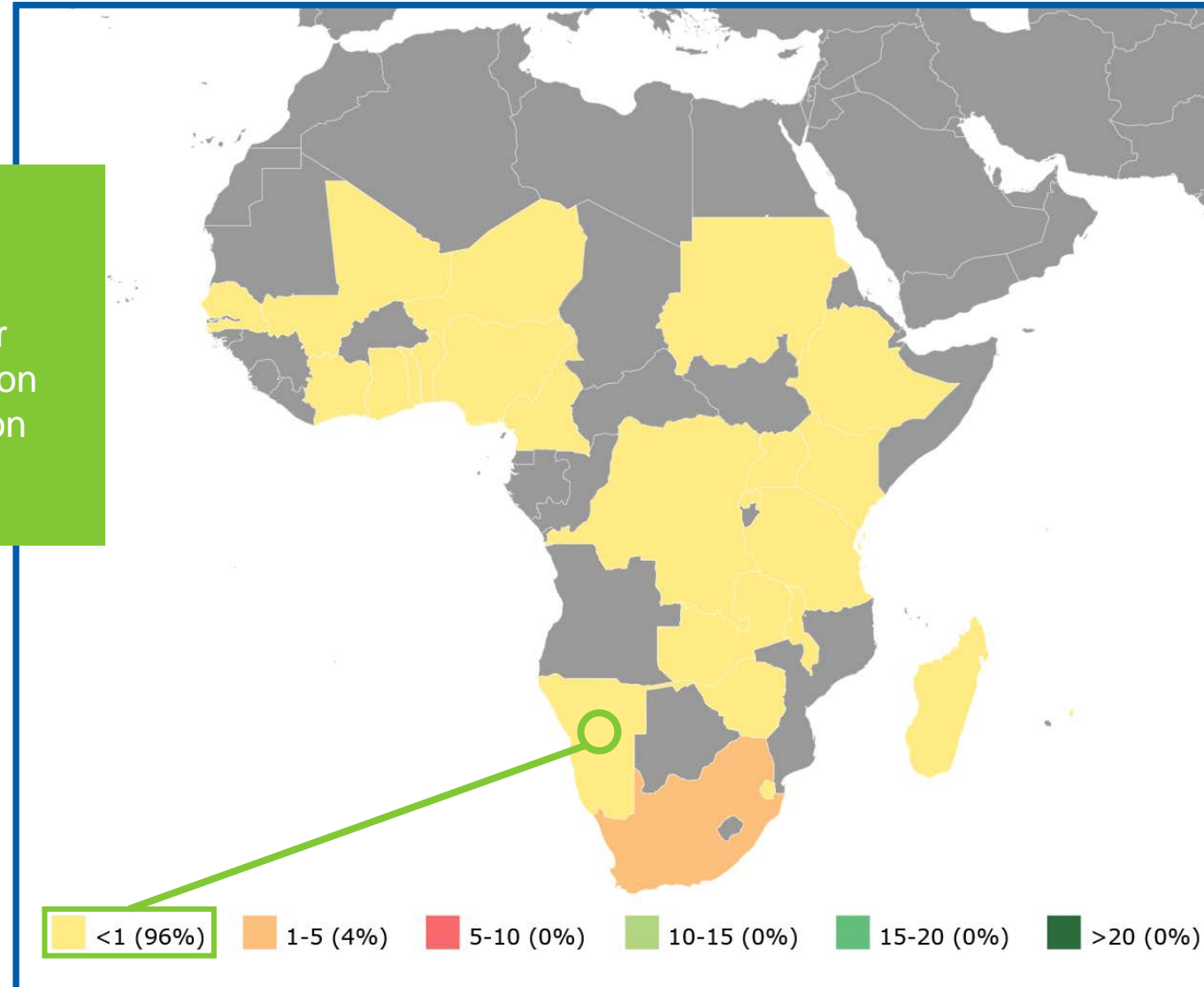


PERCENTAGE INCREASE/DECLINE IN MEMBERSHIP NUMBERS IN YOUR REGION SINCE 2018 SURVEY

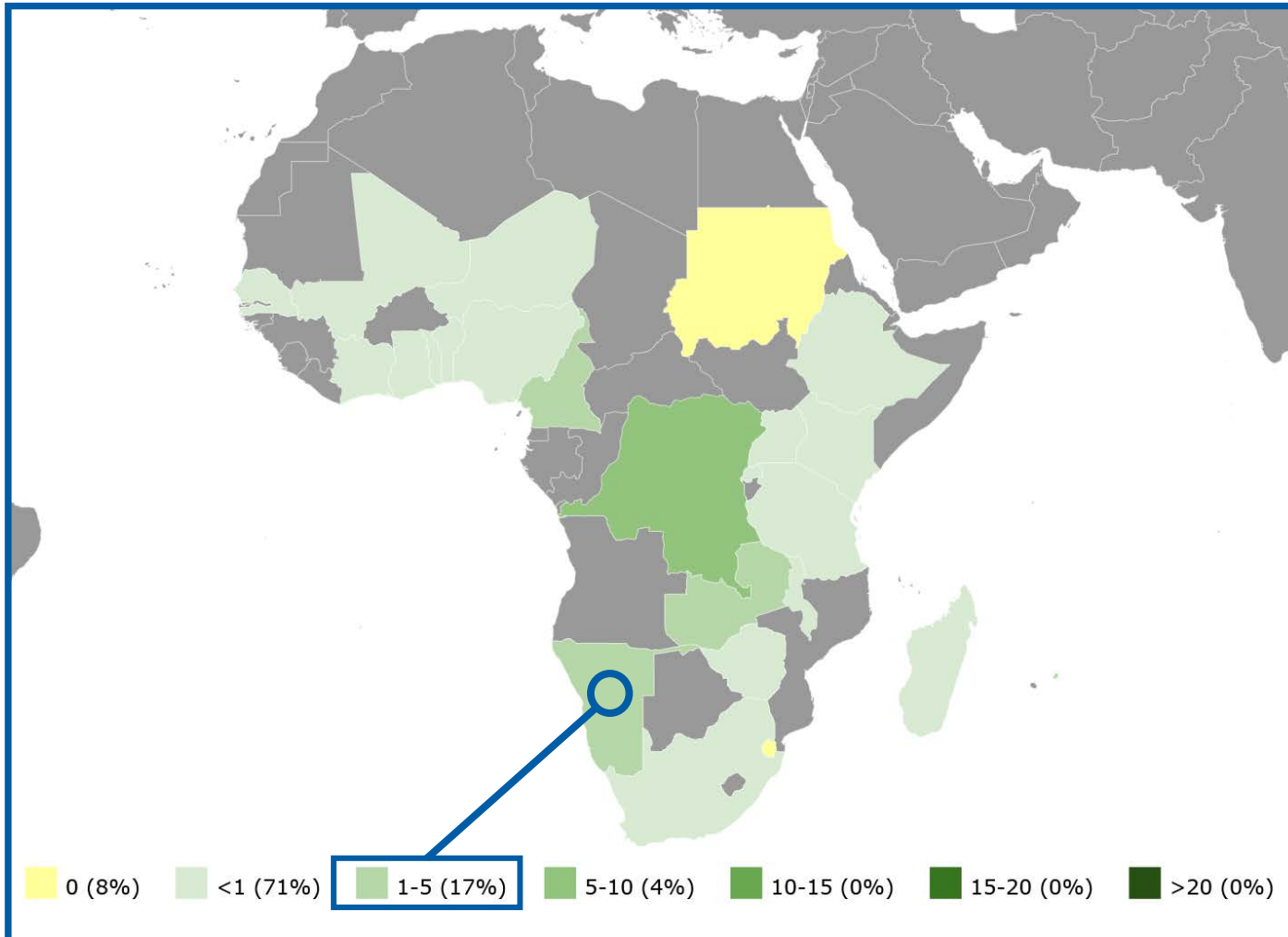


The Namibian Society of Physiotherapy has experienced a **2% decrease** in membership numbers in the past year.

This map shows the number of practising physical therapists per 10,000 of the population within the Africa Region of WCPT.



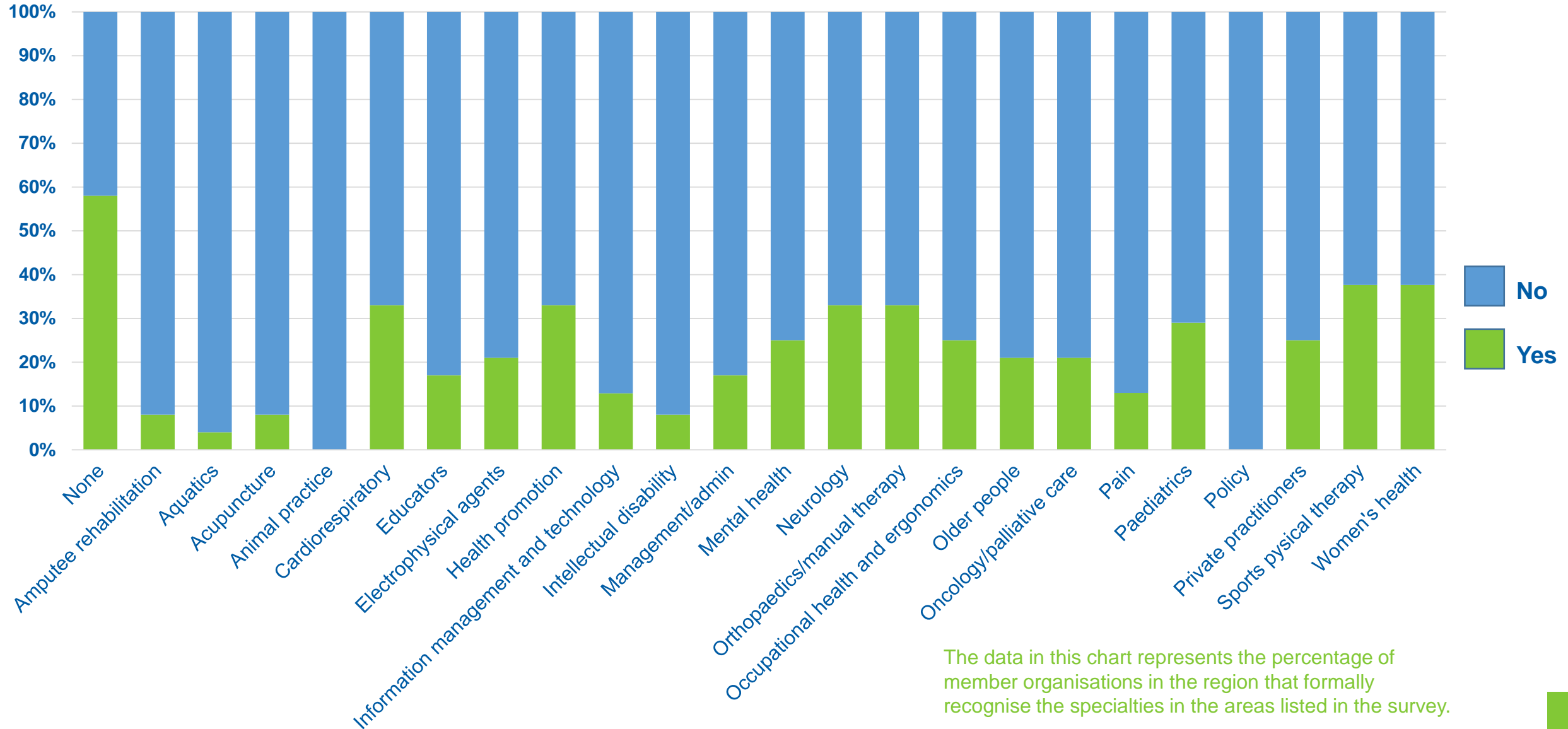
ENTRY-LEVEL EDUCATION PROGRAMMES PER 5,000,000 POPULATION



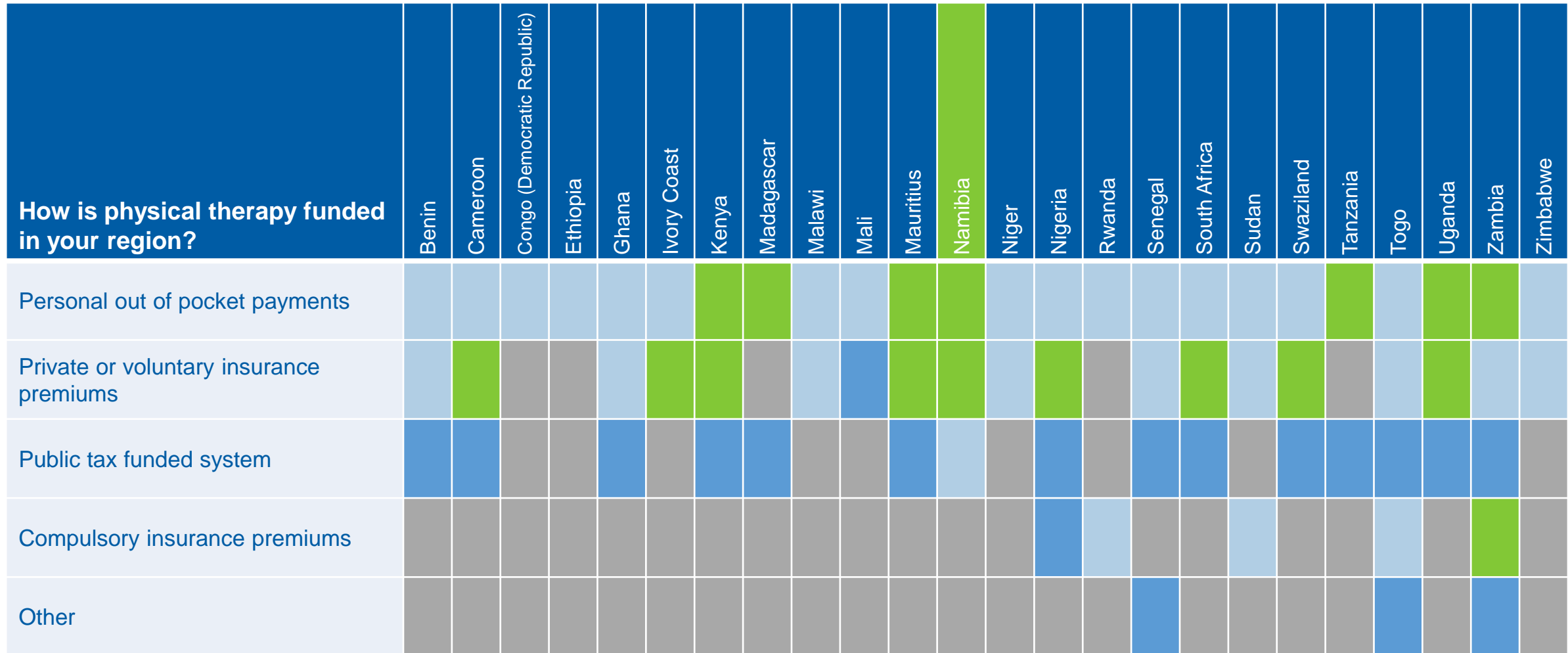
2 entry-level education programmes in your country per 5 million population

1 is the **average** number of entry-level education programmes per 5 million population in the **Africa Region of WCPT**

AFRICA | SPECIALISATION IN THE REGION



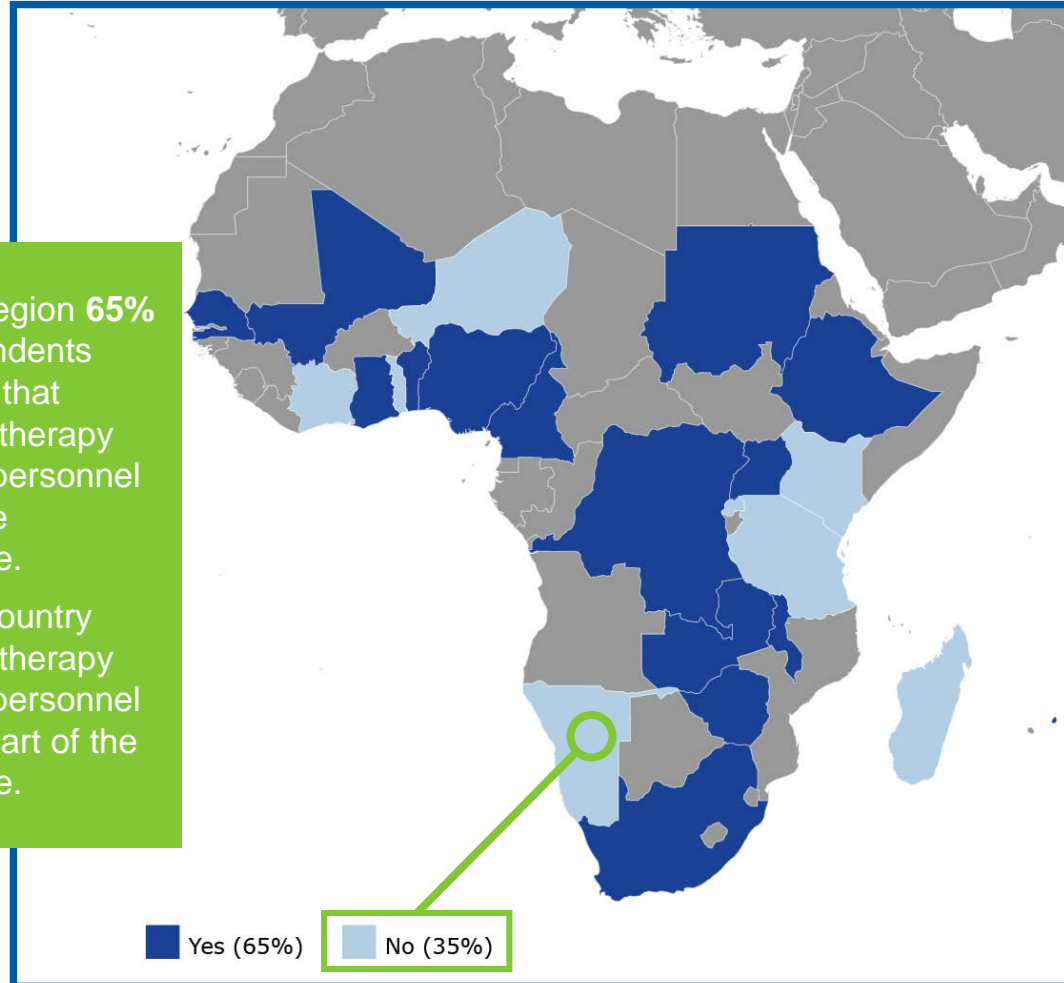
AFRICA | FUNDING IN YOUR REGION



■ Private
 ■ Public
 ■ Both
 ■ Neither

The data in this chart represents how physical therapy is funded in your region, for both public and private health sectors

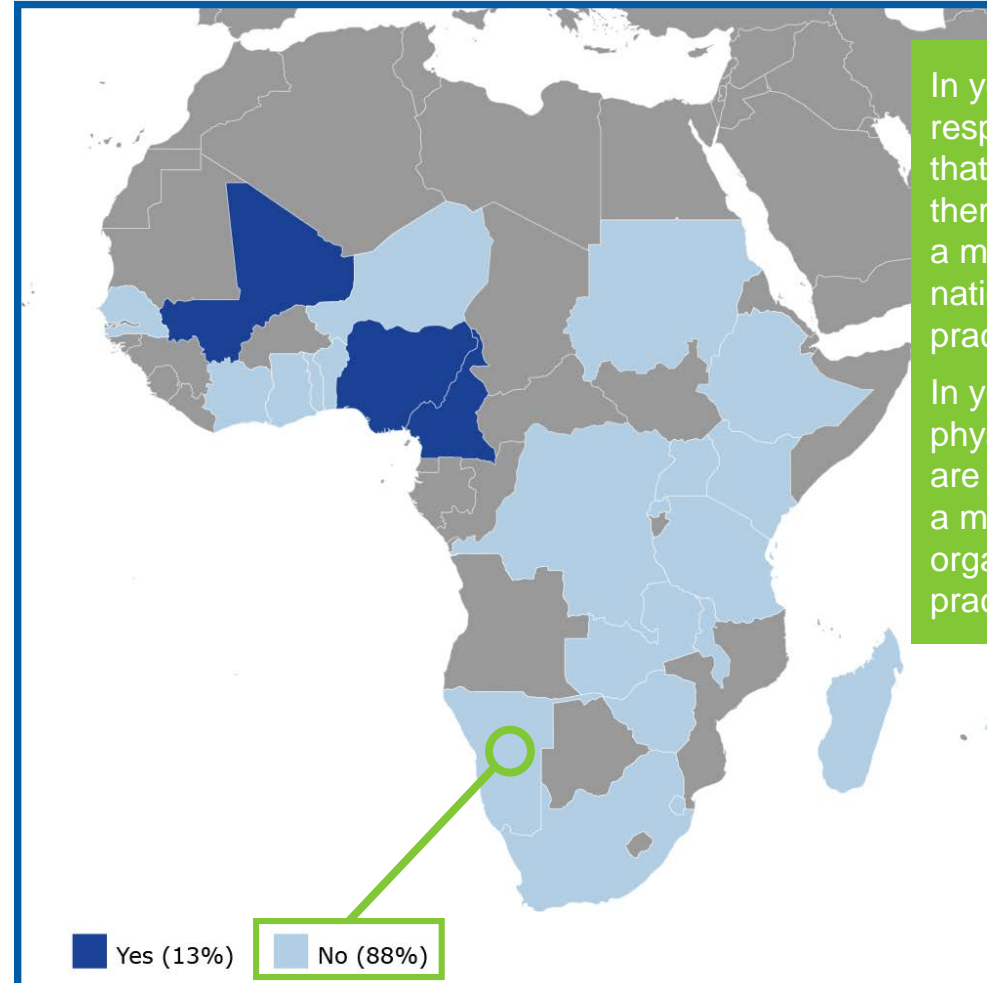
ARE THERE PHYSICAL THERAPY **SUPPORT PERSONNEL** IN THE WORKFORCE IN YOUR COUNTRY?



In your region **65%** of respondents reported that physical therapy support personnel are in the workforce.

In your country physical therapy support personnel are not part of the workforce.

DO PHYSICAL THERAPISTS NEED TO BE A **MEMBER** OF YOUR ORGANISATION TO PRACTICE IN YOUR COUNTRY?



In your region **13%** of respondents reported that physical therapists need to be a member of their national body to practice.

In your country physical therapists are not required to be a member of your organisation to practice.

58% can refer themselves to a physical therapist without a referral



62% have post professional degree programmes



48% recognise specialisation



31% publish a peer reviewed journal



69% provide a schedule of CPD on their website



81% have no law preventing private practice



WCPT MEMBER ORGANISATIONS FROM THE FOLLOWING COUNTRIES RESPONDED:

Africa Region		Asia Western Pacific Region		European Region		North America Caribbean Region	South America Region
Benin	Swaziland	Afghanistan	Philippines	Albania	Kosovo	Barbados	Argentina
Cameroon	Tanzania	Australia	Saudi Arabia	Austria	Latvia	Bermuda	Bolivia
Congo (Democratic Republic)	Togo	Bangladesh	Singapore	Belgium	Lebanon	Canada	Brazil
Ethiopia	Uganda	Bhutan	Taiwan	Bosnia and Herzegovina	Liechtenstein	Guyana	Chile
Ghana	Zambia	Cambodia	United Arab Emirates	Bulgaria	Lithuania	Haiti	Colombia
Ivory Coast	Zimbabwe	Fiji		Cyprus	Luxembourg	Jamaica	Costa Rica
Kenya		Hong Kong		Czech Republic	Malta	Panama	Ecuador
Madagascar		Indonesia		Denmark	Montenegro	Puerto Rico	Mexico
Malawi		Japan		Finland	Netherlands	St Lucia	Peru
Mali		Korea (South)		Georgia	Norway	Suriname	Uruguay
Mauritius		Kuwait		Germany	Poland	Trinidad and Tobago	
Namibia		Macau		Greece	Portugal	United States	
Niger		Malaysia		Hungary	Slovenia		
Nigeria		Mongolia		Iceland	Spain		
Rwanda		Myanmar		Ireland	Sweden		
Senegal		Nepal		Israel	Switzerland		
South Africa		New Zealand		Italy	Ukraine		
Sudan		Papua New Guinea		Jordan	United Kingdom		

The survey was sent to WCPT's 120 member organisations, of which 105 responded, representing an 88% response rate.



Find out more about physical therapy around the world:
[Global profiles](#)



Follow WCPT on social media
[@WCPT1951](#)



www.wcpt.org

DISCLAIMER

- The data in this report is based on responses to annual surveys sent to WCPT's member organisations.
- In 2019 the annual survey was sent to 120 member organisations and 105 responded. The census date was 30 June 2019.
- Some data in this report has been collated from other sources available to WCPT.
- If you have any questions or concerns, or want to make changes to your country's data, please contact countryprofile@wcpt.org.