



World Confederation  
for Physical Therapy

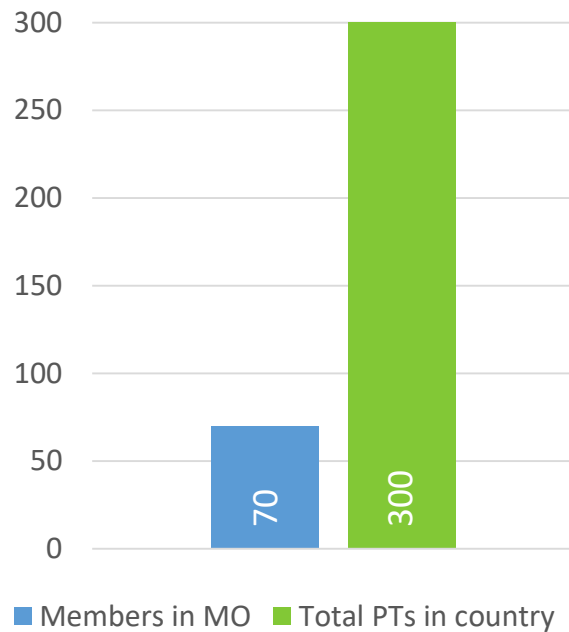


**UGANDA**

WCPT COUNTRY PROFILE

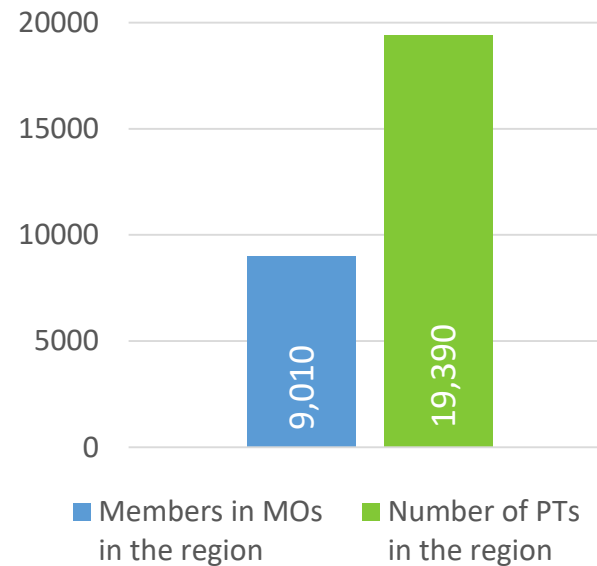
**2019**

## Physical therapists in the country



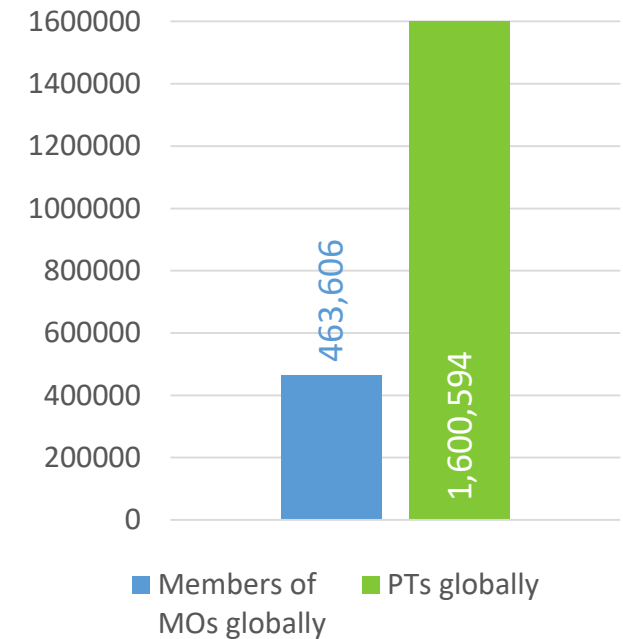
**23%** of PTs in the country are members of the Uganda Association of Physiotherapy

## Physical therapists in the Africa Region of WCPT



**46%** of PTs in the region are members of a WCPT member organisation

## Physical therapists in the world



**29%** of PTs in the world are members of a WCPT member organisation

Globally  
**66%**  
of physical  
therapists are  
**female**

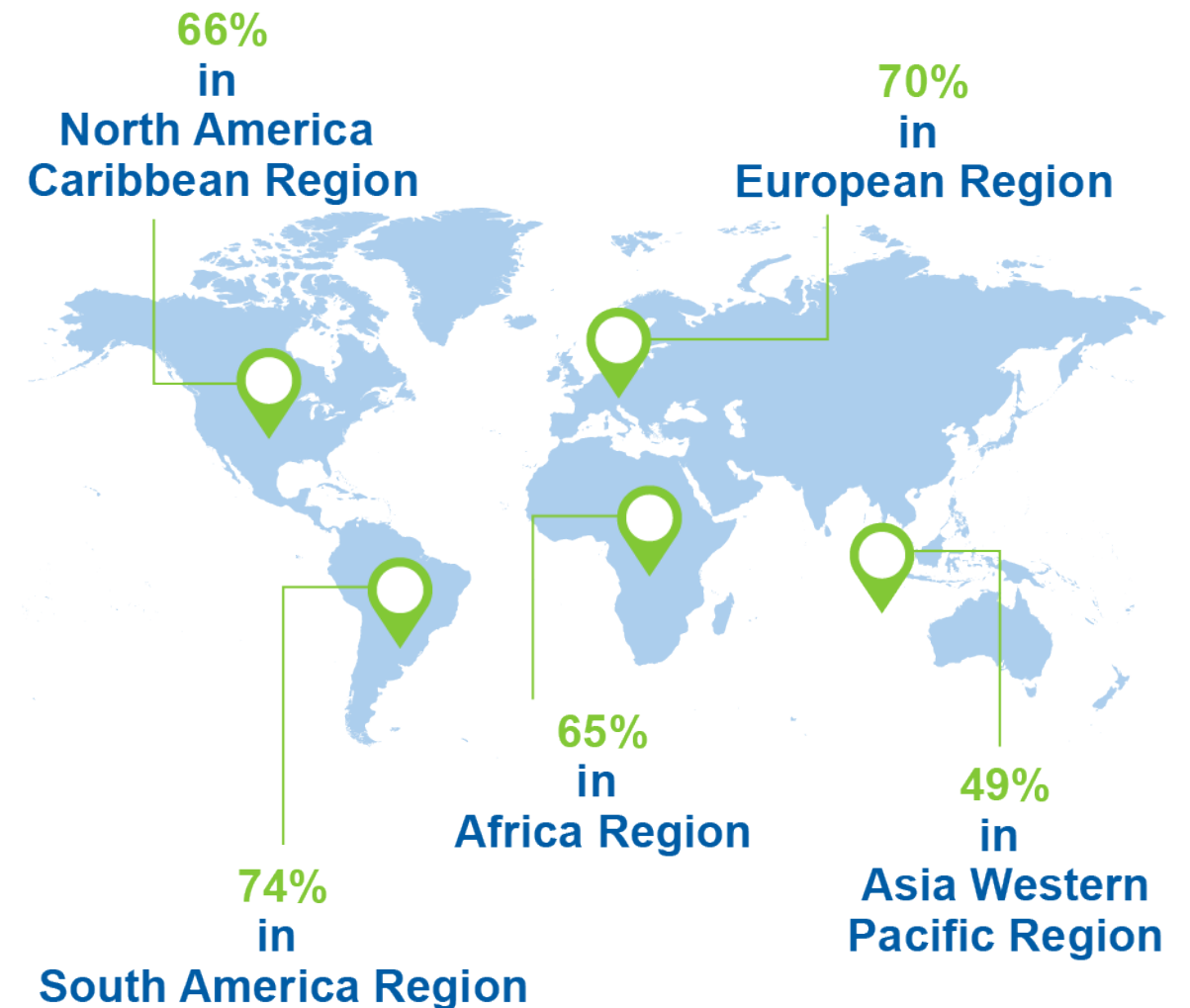


In **3 countries** at least **90%** of  
physical therapists are **female**



No data is available for the number of female physical therapists in Uganda.

## HOW MANY PHYSICAL THERAPISTS ARE FEMALE IN WCPT REGIONS?





| Country                     | Number of members | Number of physical therapists |
|-----------------------------|-------------------|-------------------------------|
| South Africa                | 4,291             | 7,937                         |
| Kenya                       | 2,161             | 2,370                         |
| Nigeria                     | 690               | 2,310                         |
| Congo (Democratic Republic) | 201               | 800                           |
| Ghana                       | 165               | 185                           |
| Cameroon                    | 150               | 290                           |
| Namibia                     | 123               | 131                           |
| Senegal                     | 99                | 132                           |
| Benin                       | 92                | 148                           |
| Madagascar                  | 90                | 200                           |
| Tanzania                    | 85                | 217                           |
| Ethiopia                    | 85                | 500                           |

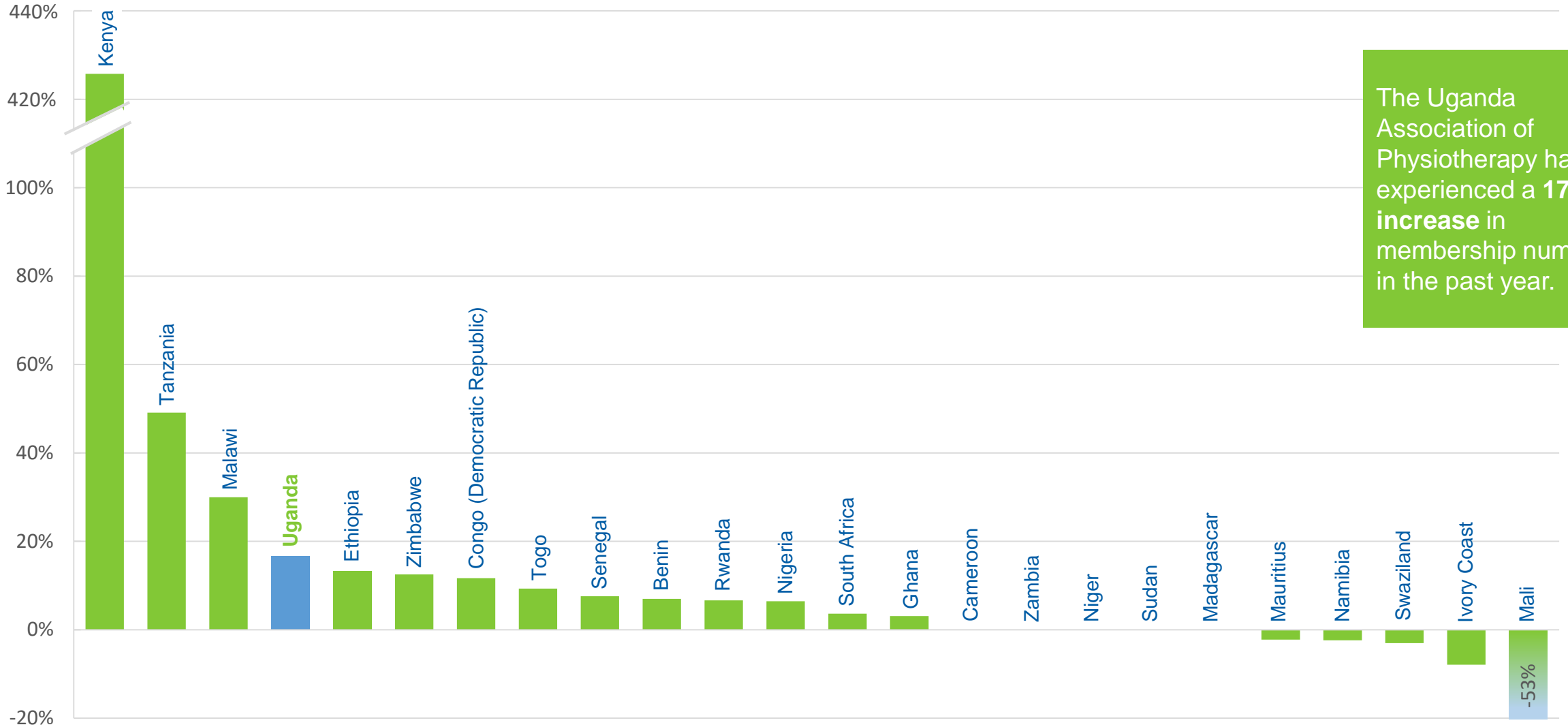
| Country       | Number of members | Number of physical therapists |
|---------------|-------------------|-------------------------------|
| Togo          | 82                | 350                           |
| Rwanda        | 80                | 320                           |
| Zambia        | 79                | 900                           |
| Mali          | 74                | 150                           |
| <b>Uganda</b> | <b>70</b>         | <b>300</b>                    |
| Ivory Coast   | 70                | 155                           |
| Sudan         | 69                | 1,200                         |
| Malawi        | 65                | 124                           |
| Zimbabwe      | 63                | 502                           |
| Niger         | 50                | 65                            |
| Mauritius     | 44                | 70                            |
| Swaziland     | 32                | 34                            |

The Uganda Association of Physiotherapy is the **eighth smallest** member organisation in the Africa Region of WCPT.

# UGANDA | MEMBERSHIP CHANGE

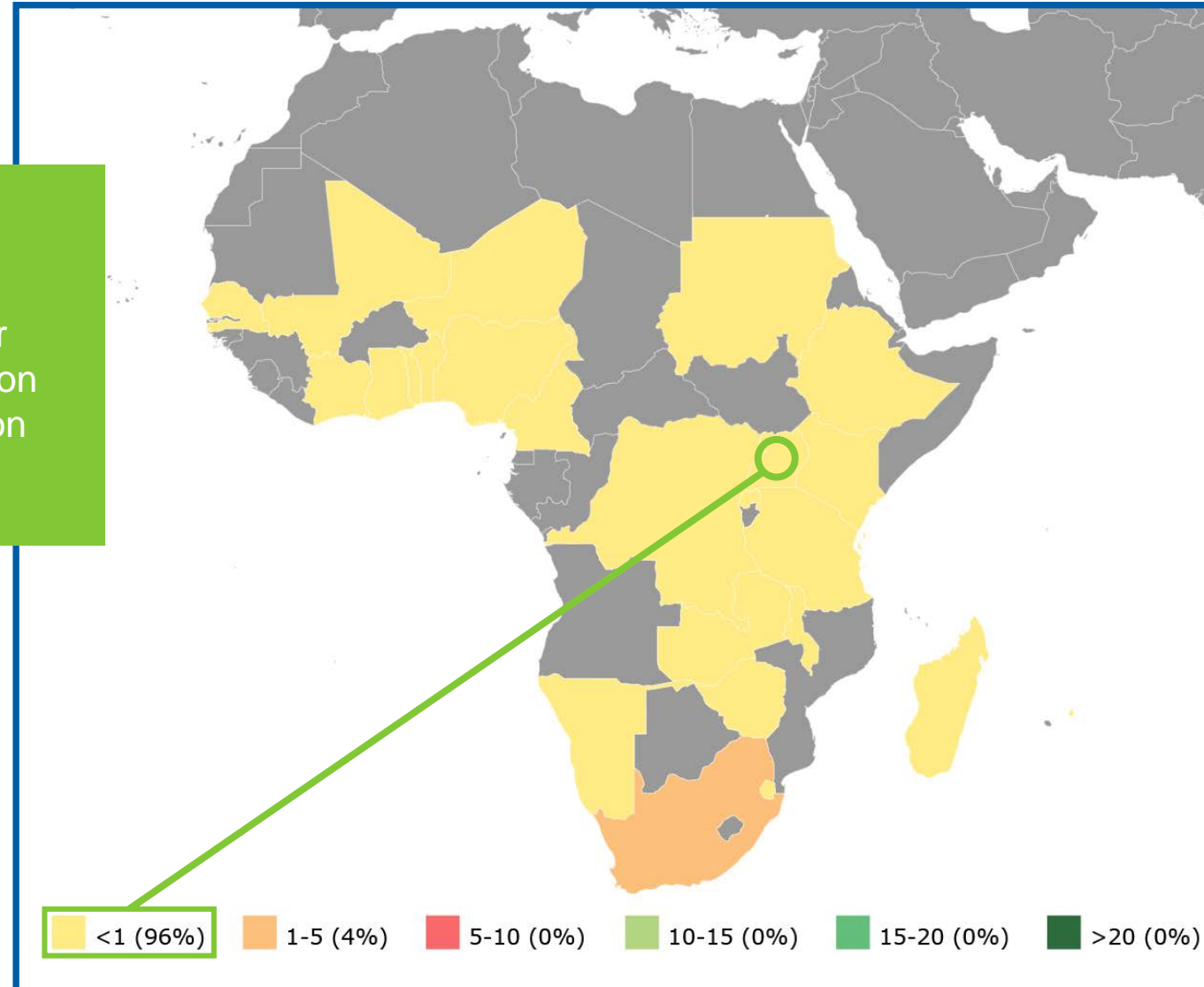


PERCENTAGE INCREASE/DECLINE IN MEMBERSHIP NUMBERS IN YOUR REGION SINCE 2018 SURVEY

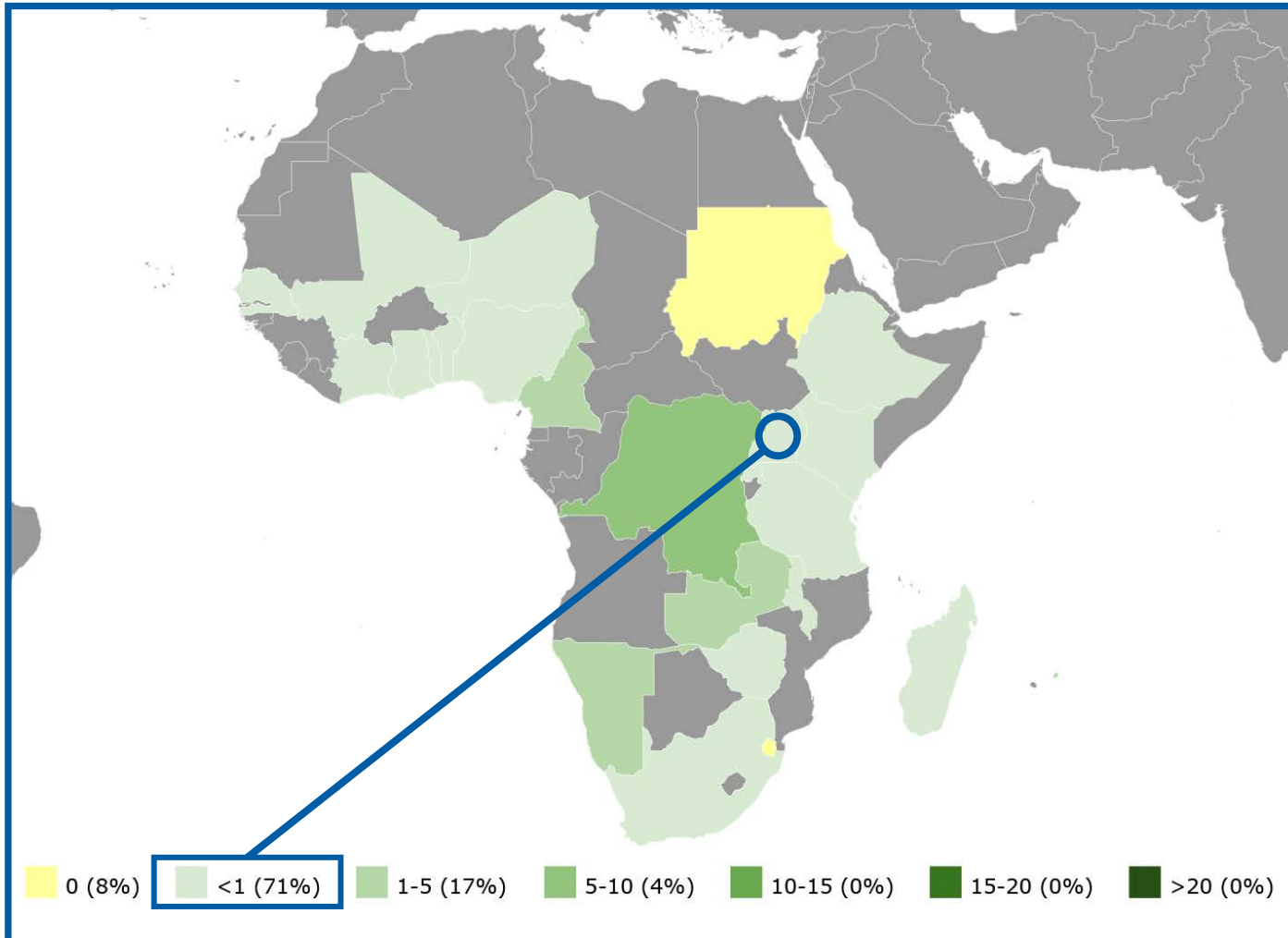


The Uganda Association of Physiotherapy has experienced a **17% increase** in membership numbers in the past year.

This map shows the number of practising physical therapists per 10,000 of the population within the Africa Region of WCPT.



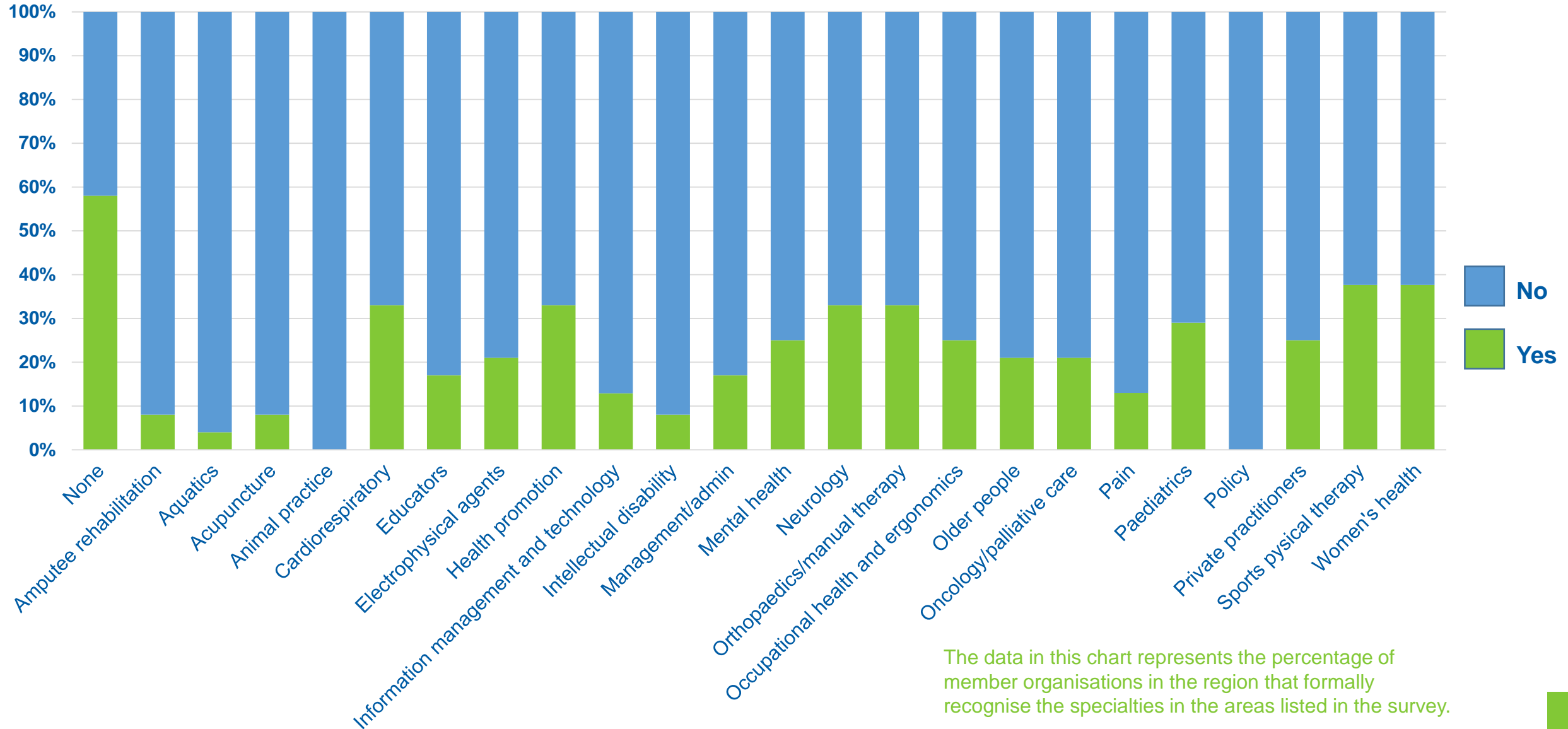
## ENTRY-LEVEL EDUCATION PROGRAMMES PER 5,000,000 POPULATION



**0.5** entry-level education programmes in your country per 5 million population

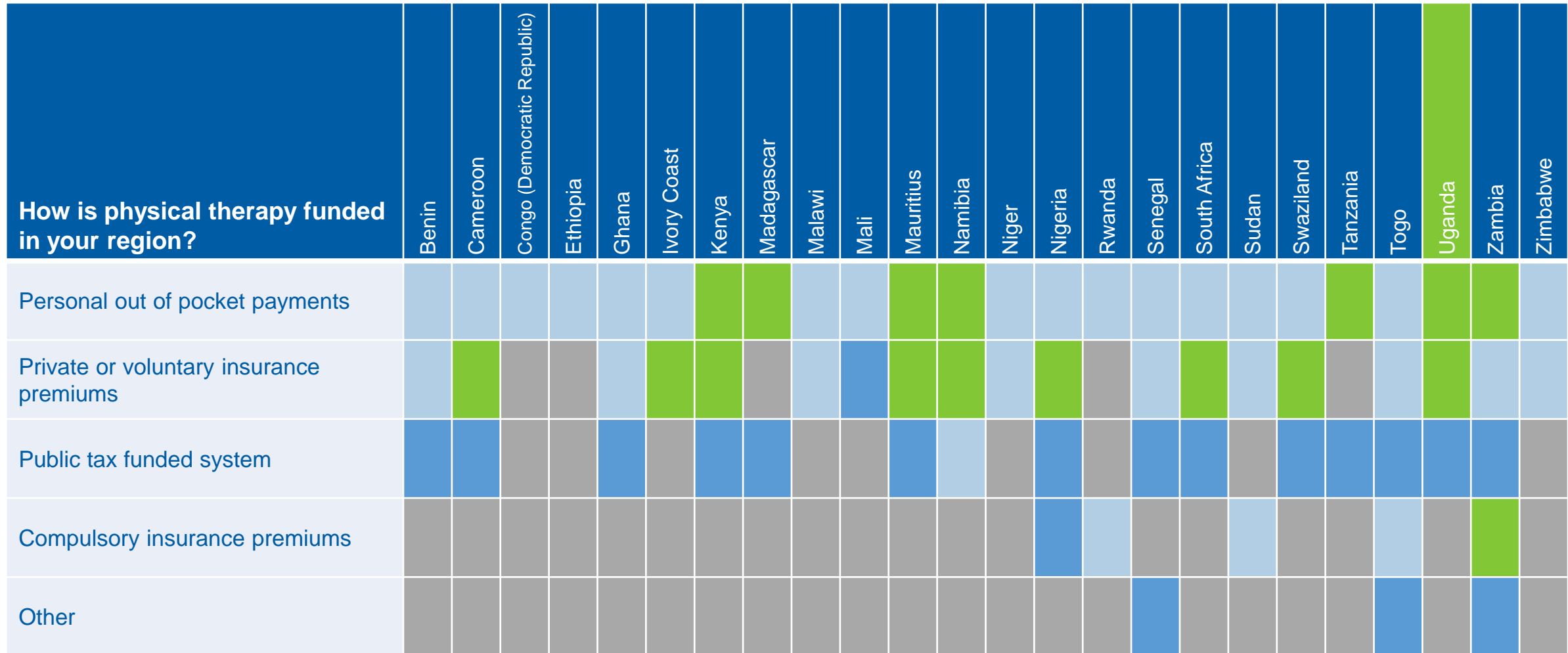
**1** is the **average** number of entry-level education programmes per 5 million population in the **Africa Region of WCPT**

# AFRICA | SPECIALISATION IN THE REGION





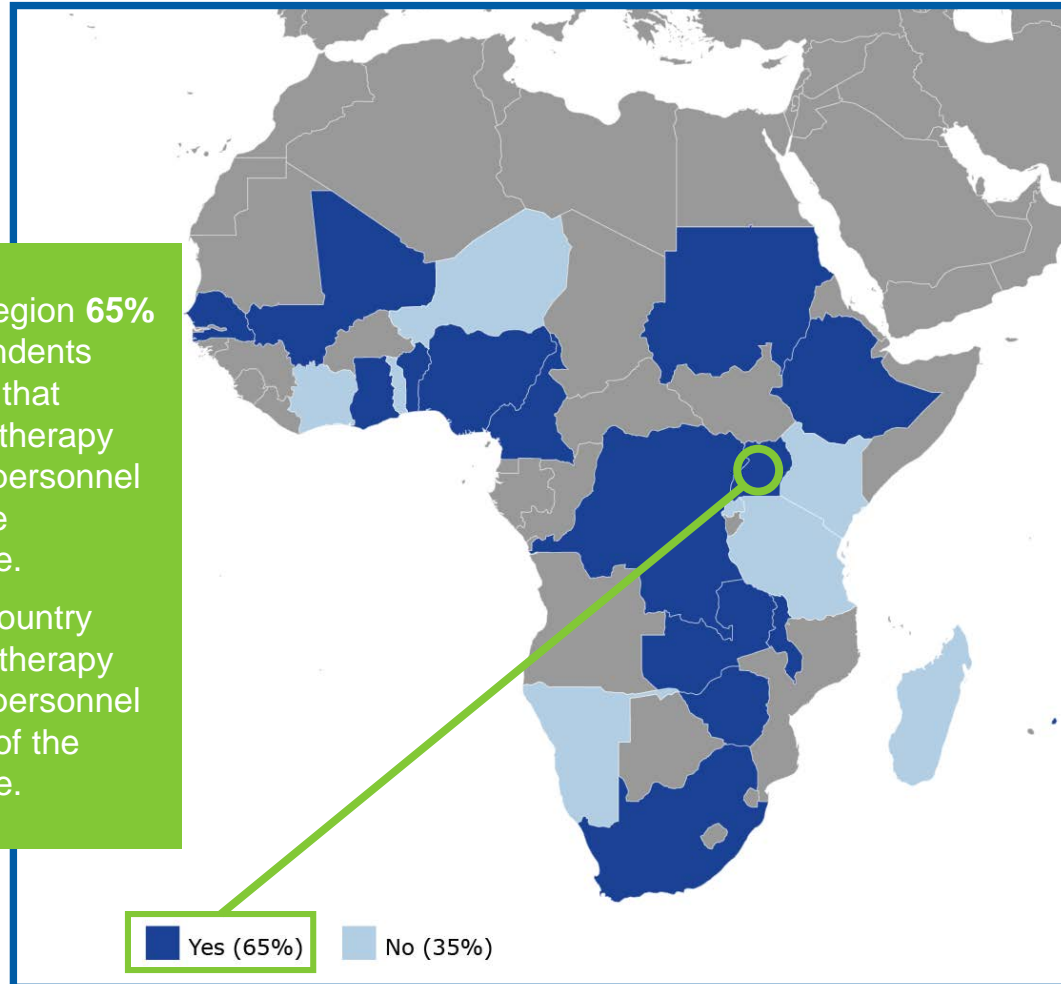
# AFRICA | FUNDING IN YOUR REGION



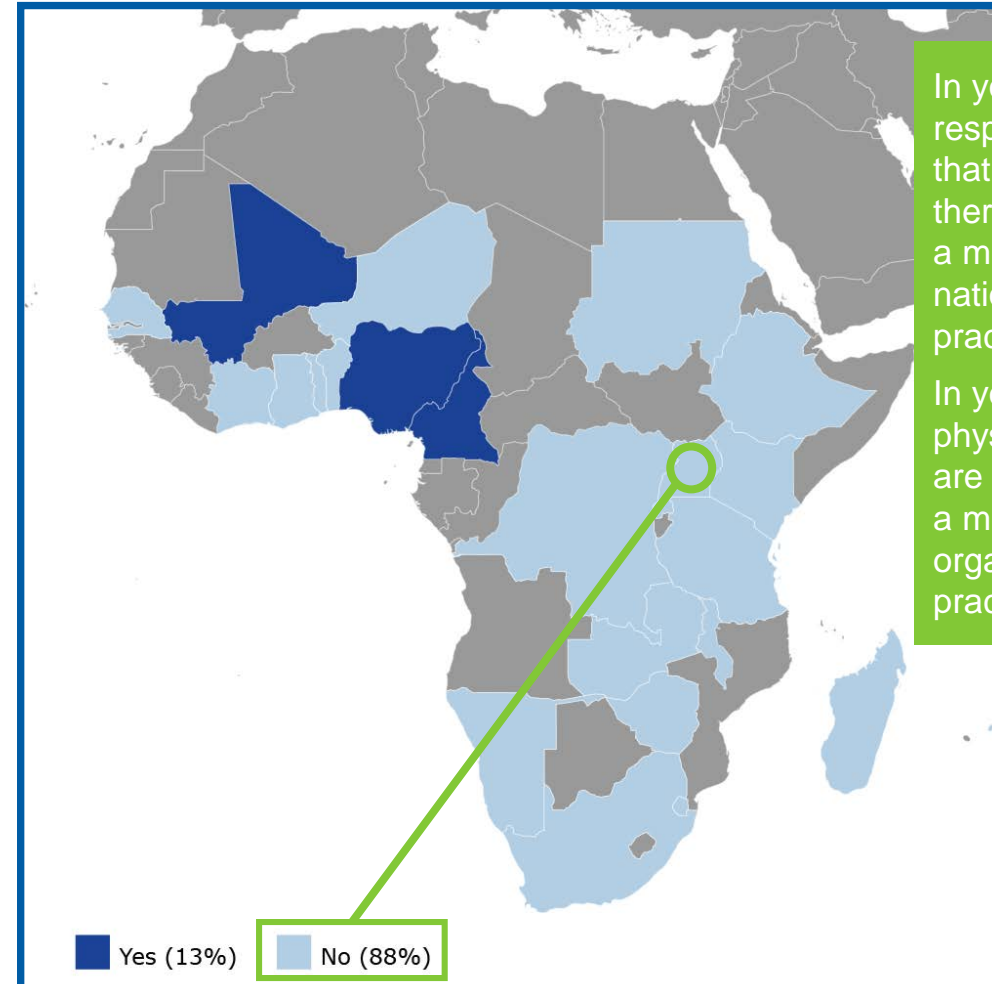
■ Private
 ■ Public
 ■ Both
 ■ Neither

The data in this chart represents how physical therapy is funded in your region, for both public and private health sectors

ARE THERE PHYSICAL THERAPY **SUPPORT PERSONNEL** IN THE WORKFORCE IN YOUR COUNTRY?



DO PHYSICAL THERAPISTS NEED TO BE A **MEMBER** OF YOUR ORGANISATION TO PRACTICE IN YOUR COUNTRY?



**58%** can refer themselves to a physical therapist without a referral



**62%** have post professional degree programmes



**48%** recognise specialisation



**31%** publish a peer reviewed journal



**69%** provide a schedule of CPD on their website



**81%** have no law preventing private practice



## WCPT MEMBER ORGANISATIONS FROM THE FOLLOWING COUNTRIES RESPONDED:

| Africa Region               |           | Asia Western Pacific Region |                      | European Region        |                | North America Caribbean Region | South America Region |
|-----------------------------|-----------|-----------------------------|----------------------|------------------------|----------------|--------------------------------|----------------------|
| Benin                       | Swaziland | Afghanistan                 | Philippines          | Albania                | Kosovo         | Barbados                       | Argentina            |
| Cameroon                    | Tanzania  | Australia                   | Saudi Arabia         | Austria                | Latvia         | Bermuda                        | Bolivia              |
| Congo (Democratic Republic) | Togo      | Bangladesh                  | Singapore            | Belgium                | Lebanon        | Canada                         | Brazil               |
| Ethiopia                    | Uganda    | Bhutan                      | Taiwan               | Bosnia and Herzegovina | Liechtenstein  | Guyana                         | Chile                |
| Ghana                       | Zambia    | Cambodia                    | United Arab Emirates | Bulgaria               | Lithuania      | Haiti                          | Colombia             |
| Ivory Coast                 | Zimbabwe  | Fiji                        |                      | Cyprus                 | Luxembourg     | Jamaica                        | Costa Rica           |
| Kenya                       |           | Hong Kong                   |                      | Czech Republic         | Malta          | Panama                         | Ecuador              |
| Madagascar                  |           | Indonesia                   |                      | Denmark                | Montenegro     | Puerto Rico                    | Mexico               |
| Malawi                      |           | Japan                       |                      | Finland                | Netherlands    | St Lucia                       | Peru                 |
| Mali                        |           | Korea (South)               |                      | Georgia                | Norway         | Suriname                       | Uruguay              |
| Mauritius                   |           | Kuwait                      |                      | Germany                | Poland         | Trinidad and Tobago            |                      |
| Namibia                     |           | Macau                       |                      | Greece                 | Portugal       | United States                  |                      |
| Niger                       |           | Malaysia                    |                      | Hungary                | Slovenia       |                                |                      |
| Nigeria                     |           | Mongolia                    |                      | Iceland                | Spain          |                                |                      |
| Rwanda                      |           | Myanmar                     |                      | Ireland                | Sweden         |                                |                      |
| Senegal                     |           | Nepal                       |                      | Israel                 | Switzerland    |                                |                      |
| South Africa                |           | New Zealand                 |                      | Italy                  | Ukraine        |                                |                      |
| Sudan                       |           | Papua New Guinea            |                      | Jordan                 | United Kingdom |                                |                      |

The survey was sent to WCPT's 120 member organisations, of which 105 responded, representing an 88% response rate.



Find out more about physical therapy around the world:  
[Global profiles](#)



Follow WCPT on social media  
[@WCPT1951](#)



[www.wcpt.org](http://www.wcpt.org)

## DISCLAIMER

- The data in this report is based on responses to annual surveys sent to WCPT's member organisations.
- In 2019 the annual survey was sent to 120 member organisations and 105 responded. The census date was 30 June 2019.
- Some data in this report has been collated from other sources available to WCPT.
- If you have any questions or concerns, or want to make changes to your country's data, please contact [countryprofile@wcpt.org](mailto:countryprofile@wcpt.org).