



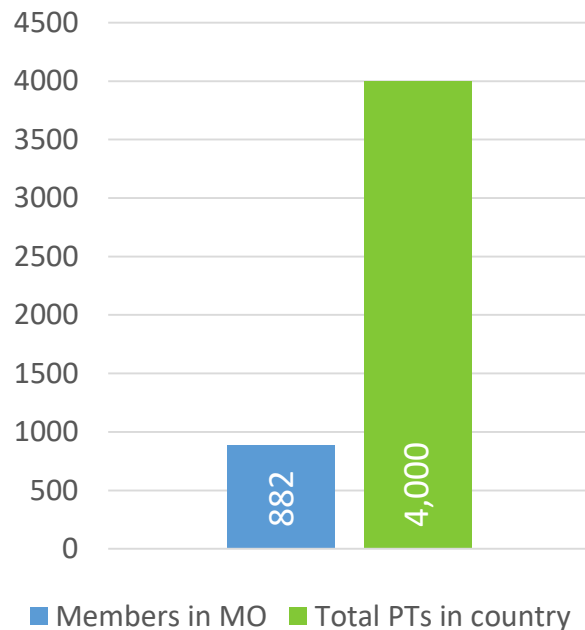
World Confederation
for Physical Therapy

HUNGARY

WCPT COUNTRY PROFILE

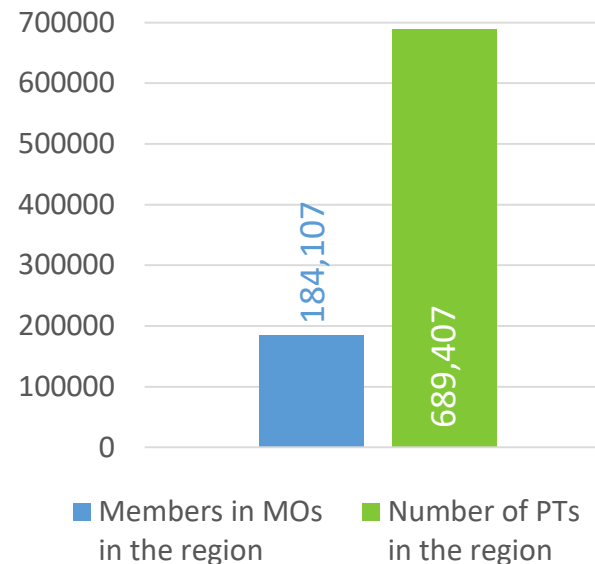
2019

Physical therapists in the country



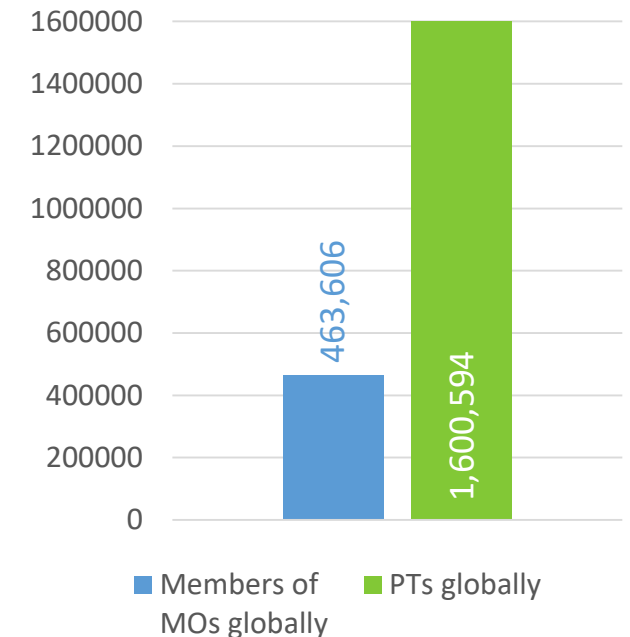
22% of PTs in the country are members of the Association of Hungarian Physiotherapists

Physical therapists in the European Region of WCPT



27% of PTs in the region are members of a WCPT member organisation

Physical therapists in the world



29% of PTs in the world are members of a WCPT member organisation

In Hungary
90%
of physical
therapists are
female

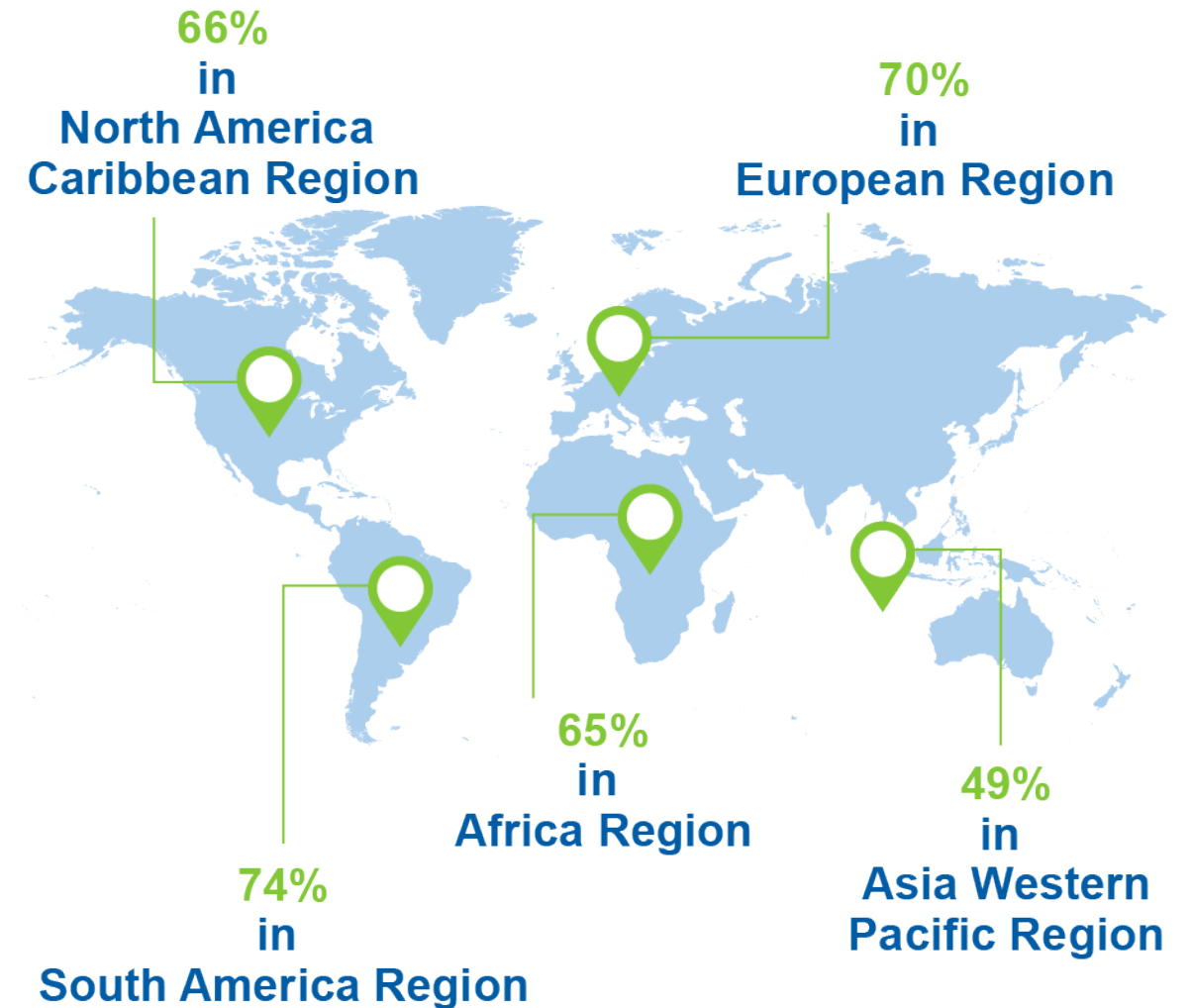


Globally
66%
of physical
therapists are
female

In **3 countries** at least **90%** of
physical therapists are **female**



HOW MANY PHYSICAL THERAPISTS ARE FEMALE IN WCPT REGIONS?



HUNGARY | MEMBERSHIP IN YOUR REGION



World Confederation
for Physical Therapy

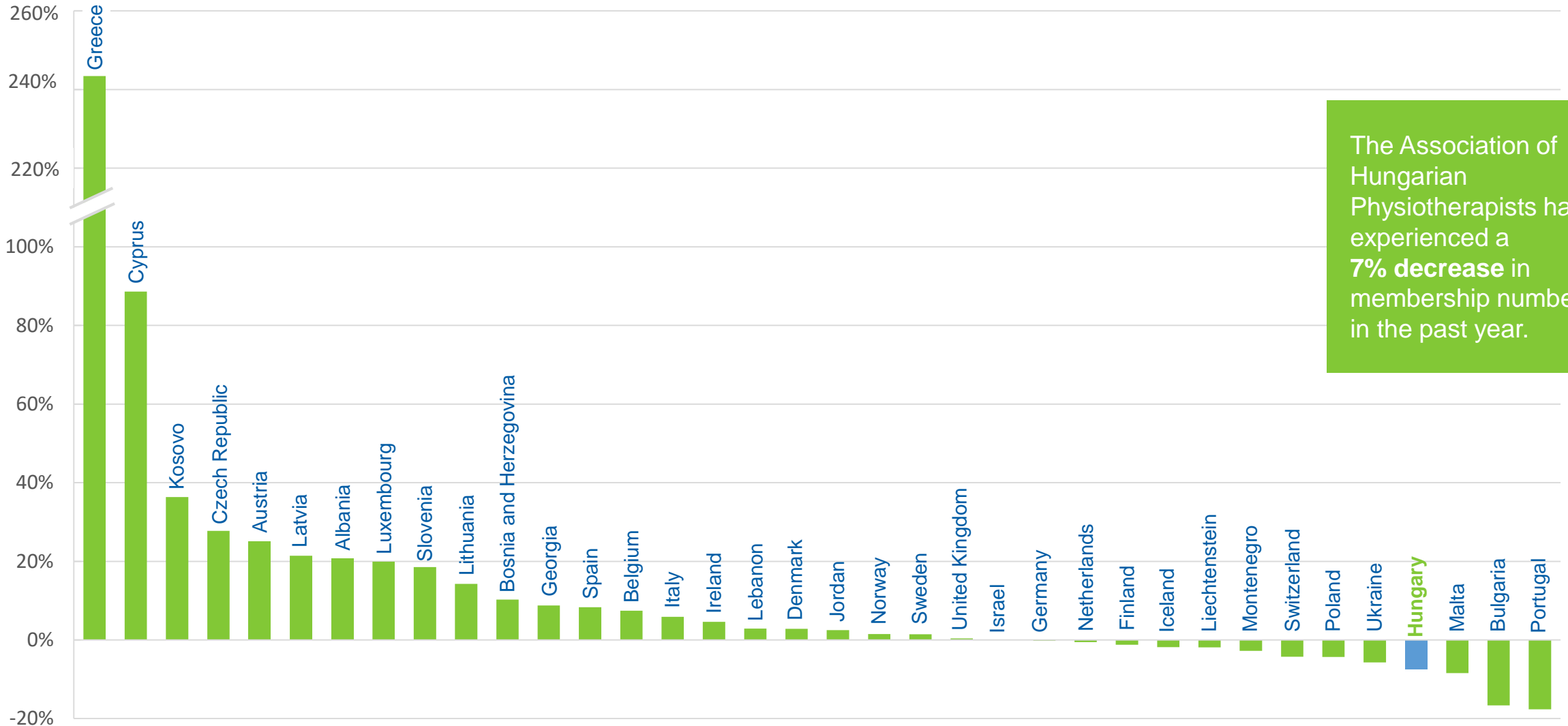
| Country | Number of members | Number of physical therapists |
|----------------|-------------------|-------------------------------|
| United Kingdom | 47,643 | 56,037 |
| Germany | 21,452 | 197,000 |
| Netherlands | 16,411 | 34,753 |
| Italy | 12,514 | 65,000 |
| Denmark | 12,049 | 17,314 |
| Sweden | 10,656 | 16,894 |
| Switzerland | 8,885 | 12,500 |
| Greece | 8,726 | 8,726 |
| Norway | 7,321 | 13,104 |
| Spain | 6,318 | 54,258 |
| Finland | 6,152 | 15,972 |
| Austria | 4,880 | 12,200 |
| Belgium | 4,565 | 35,533 |
| Ireland | 3,232 | 4,900 |
| Poland | 2,200 | 64,572 |
| Lebanon | 1,523 | 1,523 |
| Cyprus | 996 | 996 |
| Portugal | 906 | 12,891 |

| Country | Number of members | Number of physical therapists |
|------------------------|-------------------|-------------------------------|
| Hungary | 882 | 4,000 |
| Latvia | 850 | 1,100 |
| Luxembourg | 800 | 1,200 |
| Israel | 700 | 5,000 |
| Kosovo | 660 | 660 |
| Slovenia | 652 | 1,420 |
| Iceland | 652 | 675 |
| Czech Republic | 640 | 8,000 |
| Montenegro | 314 | 314 |
| Bosnia and Herzegovina | 312 | 700 |
| Bulgaria | 250 | 2,000 |
| Georgia | 199 | 300 |
| Albania | 152 | 470 |
| Ukraine | 149 | 35,000 |
| Jordan | 123 | 2,600 |
| Lithuania | 120 | 1,191 |
| Malta | 119 | 500 |
| Liechtenstein | 104 | 104 |

The Association of Hungarian Physiotherapists is the **18th smallest** member organisation in the European Region of WCPT.

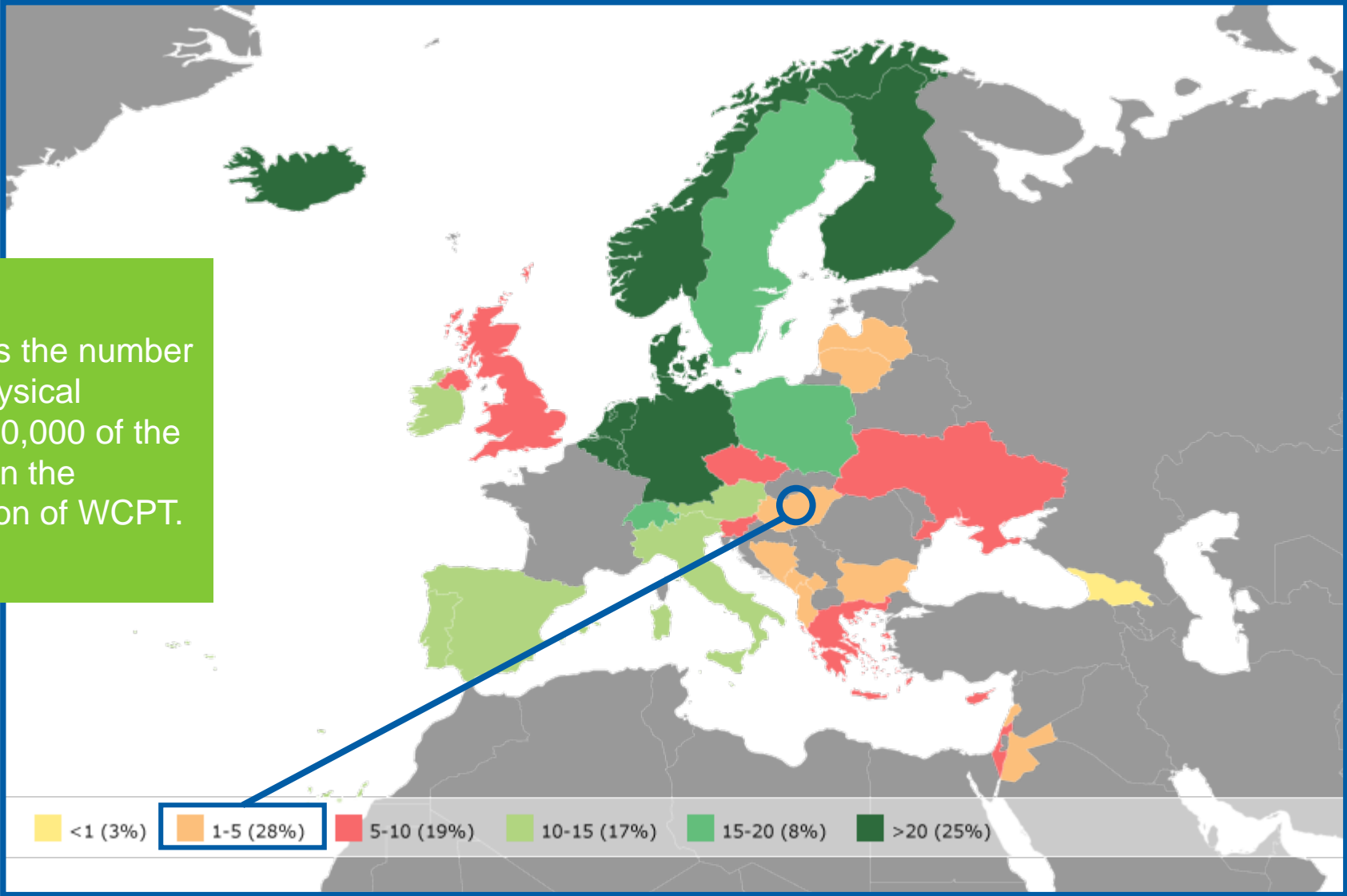
HUNGARY | MEMBERSHIP CHANGE

PERCENTAGE INCREASE/DECLINE IN MEMBERSHIP NUMBERS IN YOUR REGION SINCE 2018 SURVEY

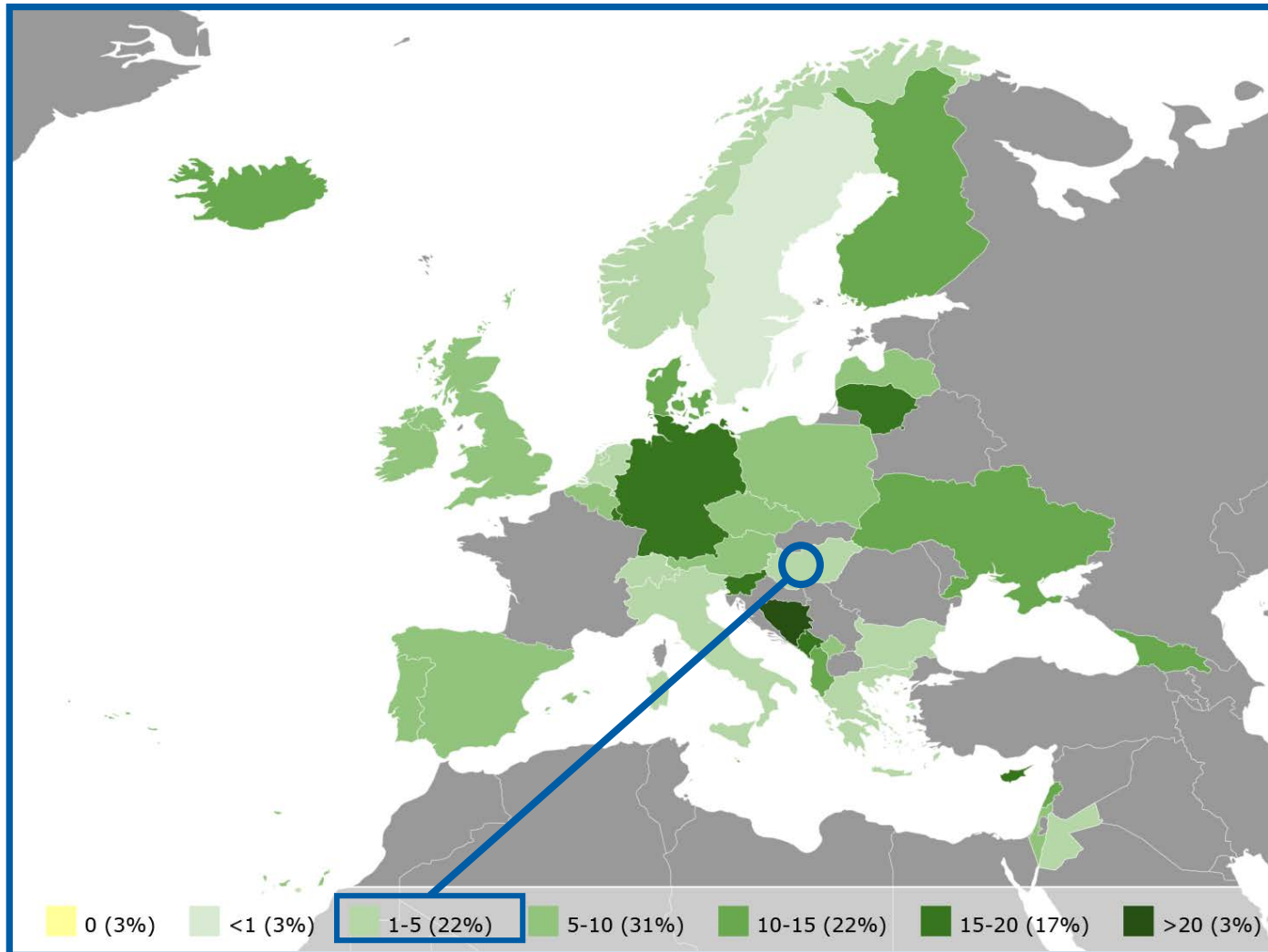


The Association of Hungarian Physiotherapists has experienced a **7% decrease** in membership numbers in the past year.

This map shows the number of practising physical therapists per 10,000 of the population within the European Region of WCPT.



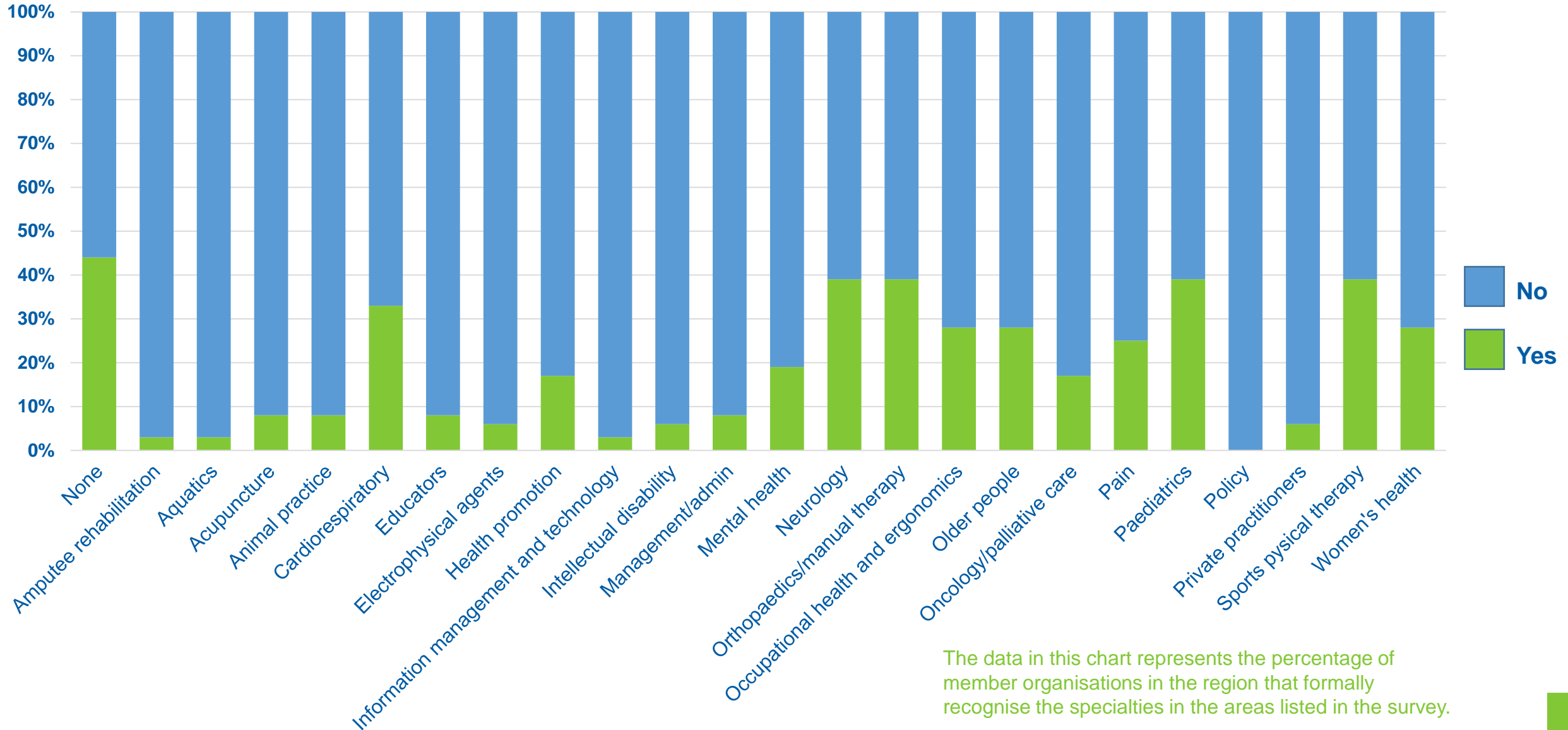
ENTRY-LEVEL EDUCATION PROGRAMMES PER 5,000,000 POPULATION



2.5 entry-level education programmes in your country per 5 million population

9 is the **average** number of entry-level education programmes per 5 million population in the **European Region of WCPT**

EUROPE | SPECIALISATION IN THE REGION



EUROPE | FUNDING IN YOUR REGION



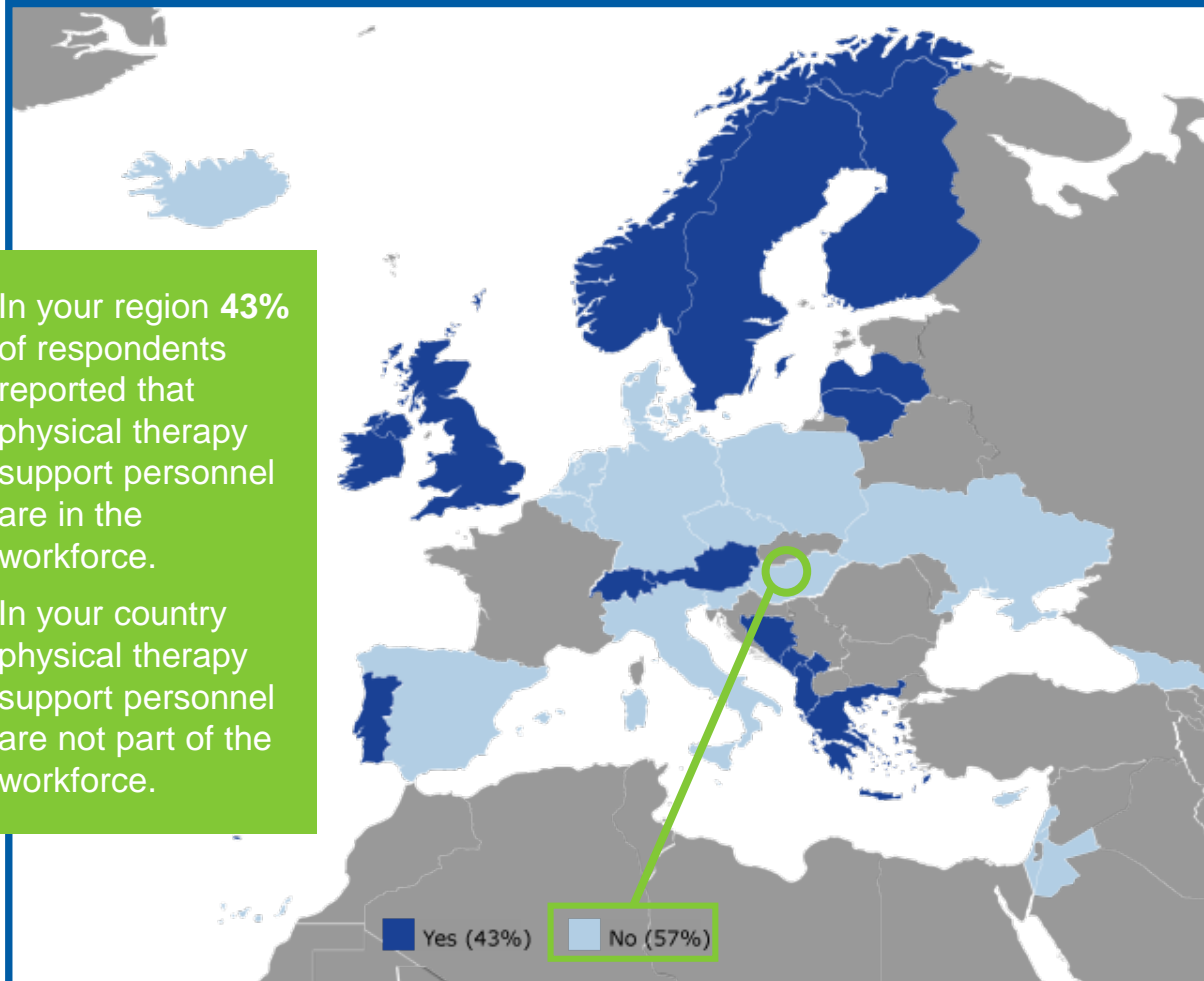
World Confederation
for Physical Therapy

| How is physical therapy funded in your region? | Albania | Austria | Belgium | Bosnia and Herzegovina | Bulgaria | Cyprus | Czech Republic | Denmark | Finland | Georgia | Germany | Greece | Hungary | Iceland | Ireland | Israel | Italy | Jordan | Kosovo | Latvia | Lebanon | Liechtenstein | Lithuania | Luxembourg | Malta | Montenegro | Netherlands | Norway | Poland | Portugal | Slovenia | Spain | Sweden | Switzerland | Ukraine | United Kingdom |
|--|---------|---------|---------|------------------------|----------|---------|----------------|---------|---------|---------|---------|---------|---------|---------|---------|---------|---------|---------|---------|---------|---------|---------------|-----------|------------|---------|------------|-------------|---------|---------|----------|----------|---------|---------|-------------|---------|----------------|
| Personal out of pocket payments | Private | Private | Both | Both | Both | Private | Private | Private | Both | Both | Both | Private | Private | Both | Private | Neither | Private | Private | Both | Both | Both | Private | Both | Private | Private | Private | Private | Private | Both | Private | Private | Private | Private | Both | Private | Private |
| Private or voluntary insurance premiums | Private | Both | Both | Both | Public | Private | Neither | Private | Private | Public | Both | Private | Both | Neither | Private | Private | Private | Private | Both | Both | Both | Both | Both | Both | Private | Neither | Both | Neither | Both | Neither | Private | Private | Both | Private | Both | Private |
| Public tax funded system | Public | Neither | Both | Both | Public | Public | Neither | Both | Both | Neither | Both | Both | Both | Both | Public | Neither | Public | Neither | Public | Neither | Both | Public | Public | Both | Public | Public | Both | Both | Public | Public | Public | Public | Public | Public | Neither | Public |
| Compulsory insurance premiums | Neither | Both | Both | Neither | Public | Private | Both | Neither | Neither | Public | Both | Private | Both | Neither | Neither | Public | Public | Public | Public | Both | Both | Neither | Public | Private | Neither | Neither | Both | Both | Neither | Public | Private | Neither | Neither | Both | Neither | Neither |
| Other | Neither | Neither | Neither | Neither | Neither | Neither | Neither | Both | Private | Neither | Neither | Neither | Neither | Private | Private | Neither | Neither | Neither | Neither | Neither | Neither | Neither | Neither | Neither | Neither | Neither | Neither | Neither | Neither | Neither | Neither | Neither | Neither | Neither | Neither | Neither |



The data in this chart represents how physical therapy is funded in your region, for both public and private health sectors

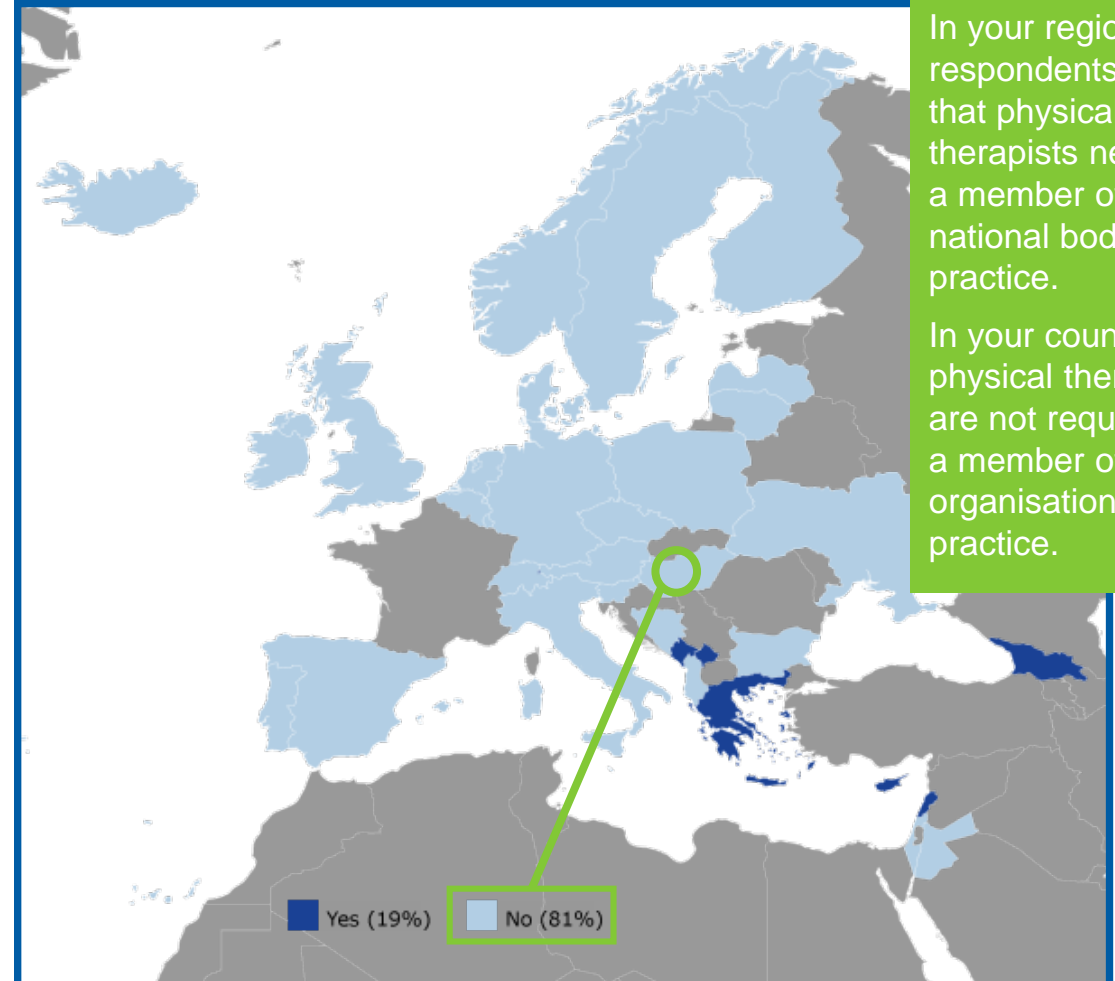
ARE THERE PHYSICAL THERAPY **SUPPORT PERSONNEL** IN THE WORKFORCE IN YOUR COUNTRY?



In your region 43% of respondents reported that physical therapy support personnel are in the workforce.

In your country physical therapy support personnel are not part of the workforce.

DO PHYSICAL THERAPISTS NEED TO BE A **MEMBER** OF YOUR ORGANISATION TO PRACTICE IN YOUR COUNTRY?



In your region 19% of respondents reported that physical therapists need to be a member of their national body to practice.

In your country physical therapists are not required to be a member of your organisation to practice.

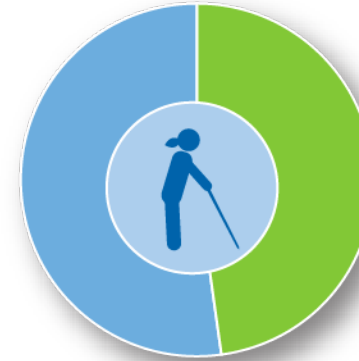
58% can refer themselves to a physical therapist without a referral



62% have post professional degree programmes



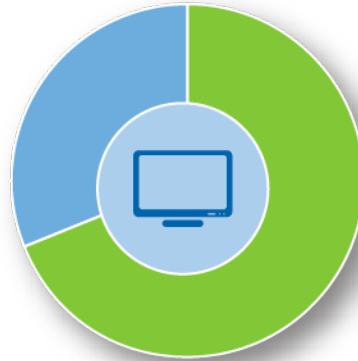
48% recognise specialisation



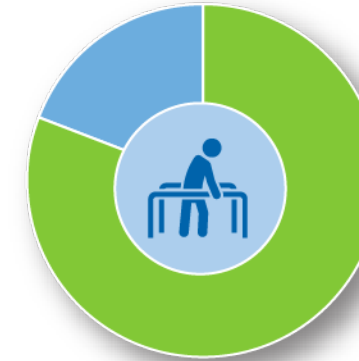
31% publish a peer reviewed journal



69% provide a schedule of CPD on their website



81% have no law preventing private practice



WCPT MEMBER ORGANISATIONS FROM THE FOLLOWING COUNTRIES RESPONDED:

| Africa Region | | Asia Western Pacific Region | | European Region | | North America Caribbean Region | South America Region |
|-----------------------------|-----------|-----------------------------|----------------------|------------------------|----------------|--------------------------------|----------------------|
| Benin | Swaziland | Afghanistan | Philippines | Albania | Kosovo | Barbados | Argentina |
| Cameroon | Tanzania | Australia | Saudi Arabia | Austria | Latvia | Bermuda | Bolivia |
| Congo (Democratic Republic) | Togo | Bangladesh | Singapore | Belgium | Lebanon | Canada | Brazil |
| Ethiopia | Uganda | Bhutan | Taiwan | Bosnia and Herzegovina | Liechtenstein | Guyana | Chile |
| Ghana | Zambia | Cambodia | United Arab Emirates | Bulgaria | Lithuania | Haiti | Colombia |
| Ivory Coast | Zimbabwe | Fiji | | Cyprus | Luxembourg | Jamaica | Costa Rica |
| Kenya | | Hong Kong | | Czech Republic | Malta | Panama | Ecuador |
| Madagascar | | Indonesia | | Denmark | Montenegro | Puerto Rico | Mexico |
| Malawi | | Japan | | Finland | Netherlands | St Lucia | Peru |
| Mali | | Korea (South) | | Georgia | Norway | Suriname | Uruguay |
| Mauritius | | Kuwait | | Germany | Poland | Trinidad and Tobago | |
| Namibia | | Macau | | Greece | Portugal | United States | |
| Niger | | Malaysia | | Hungary | Slovenia | | |
| Nigeria | | Mongolia | | Iceland | Spain | | |
| Rwanda | | Myanmar | | Ireland | Sweden | | |
| Senegal | | Nepal | | Israel | Switzerland | | |
| South Africa | | New Zealand | | Italy | Ukraine | | |
| Sudan | | Papua New Guinea | | Jordan | United Kingdom | | |

The survey was sent to WCPT's 120 member organisations, of which 105 responded, representing an 88% response rate.



Find out more about physical therapy around the world:
[Global profiles](#)



Follow WCPT on social media
[@WCPT1951](#)



www.wcpt.org

DISCLAIMER

- The data in this report is based on responses to annual surveys sent to WCPT's member organisations.
- In 2019 the annual survey was sent to 120 member organisations and 105 responded. The census date was 30 June 2019.
- Some data in this report has been collated from other sources available to WCPT.
- If you have any questions or concerns, or want to make changes to your country's data, please contact countryprofile@wcpt.org.