



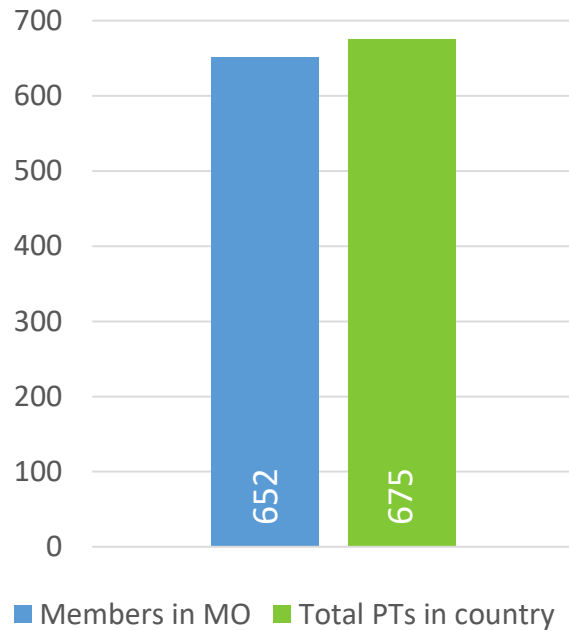
World Confederation  
for Physical Therapy

**ICELAND**

WCPT COUNTRY PROFILE

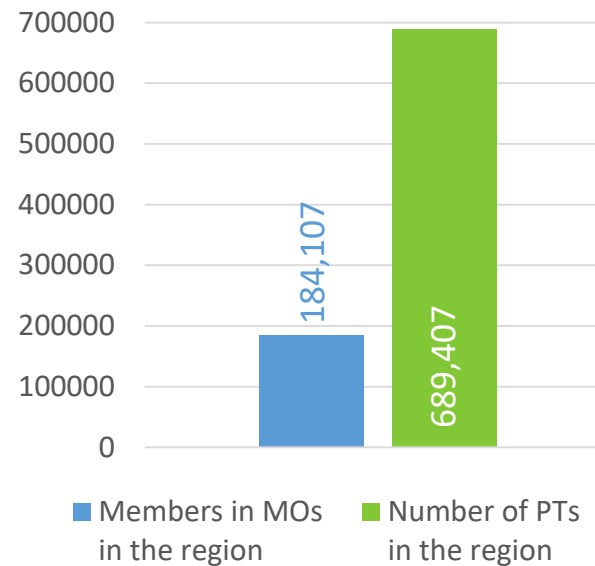
**2019**

## Physical therapists in the country



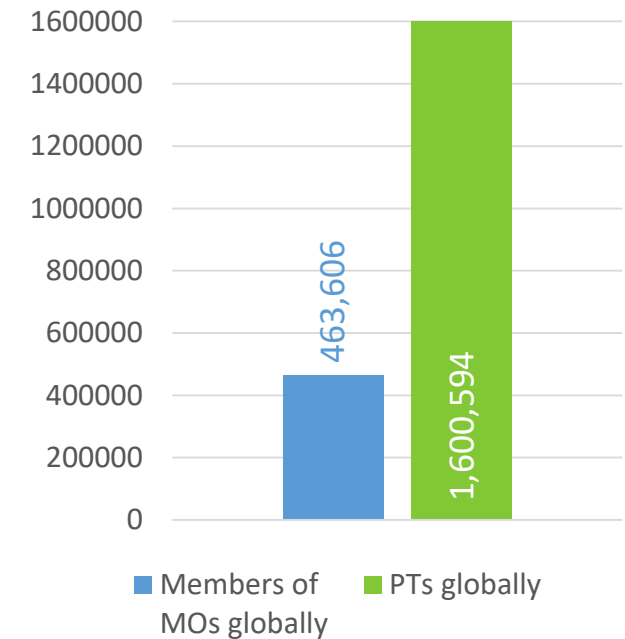
**97%** of PTs in the country are members of the Icelandic Physiotherapy Association

## Physical therapists in the European Region of WCPT



**27%** of PTs in the region are members of a WCPT member organisation

## Physical therapists in the world



**29%** of PTs in the world are members of a WCPT member organisation

In Iceland  
**70%**  
of physical  
therapists are  
**female**

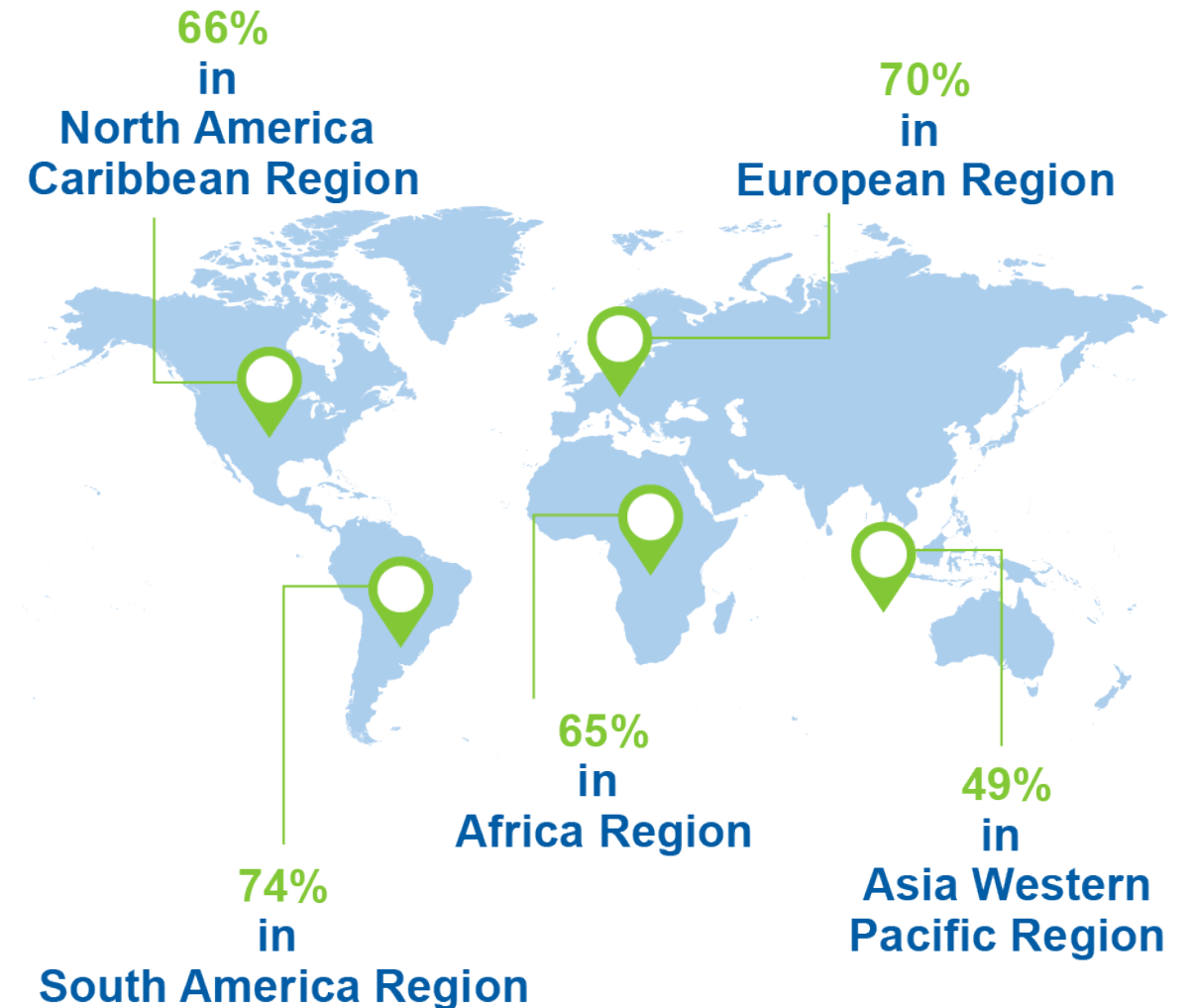


Globally  
**66%**  
of physical  
therapists are  
**female**

In **3 countries** at least **90%** of  
physical therapists are **female**



## HOW MANY PHYSICAL THERAPISTS ARE FEMALE IN WCPT REGIONS?





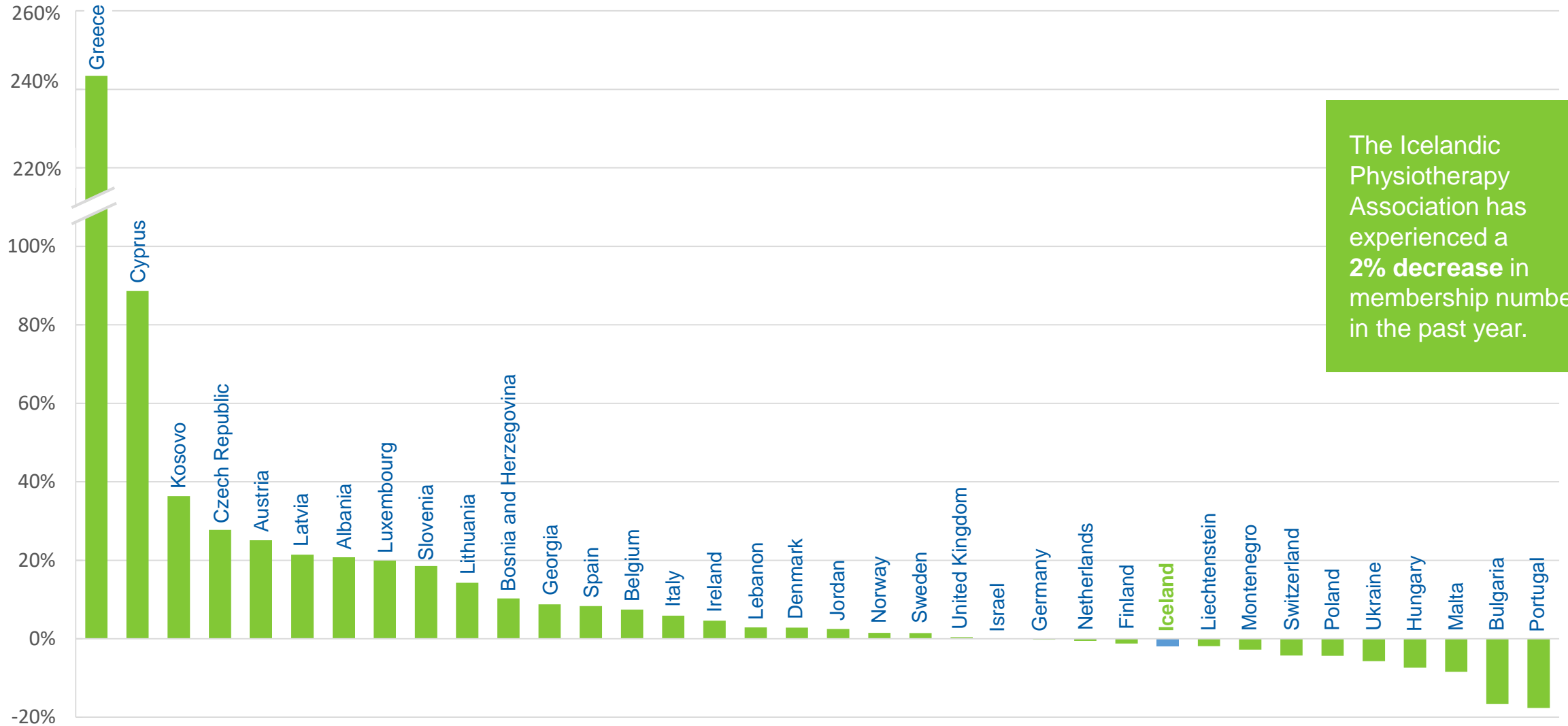
Country	Number of members	Number of physical therapists
United Kingdom	47,643	56,037
Germany	21,452	197,000
Netherlands	16,411	34,753
Italy	12,514	65,000
Denmark	12,049	17,314
Sweden	10,656	16,894
Switzerland	8,885	12,500
Greece	8,726	8,726
Norway	7,321	13,104
Spain	6,318	54,258
Finland	6,152	15,972
Austria	4,880	12,200
Belgium	4,565	35,533
Ireland	3,232	4,900
Poland	2,200	64,572
Lebanon	1,523	1,523
Cyprus	996	996
Portugal	906	12,891

Country	Number of members	Number of physical therapists
Hungary	882	4,000
Latvia	850	1,100
Luxembourg	800	1,200
Israel	700	5,000
Kosovo	660	660
Slovenia	652	1,420
<b>Iceland</b>	<b>652</b>	<b>675</b>
Czech Republic	640	8,000
Montenegro	314	314
Bosnia and Herzegovina	312	700
Bulgaria	250	2,000
Georgia	199	300
Albania	152	470
Ukraine	149	35,000
Jordan	123	2,600
Lithuania	120	1,191
Malta	119	500
Liechtenstein	104	104

The Icelandic Physiotherapy Association is the **12<sup>th</sup> smallest** member organisation in the European Region of WCPT.

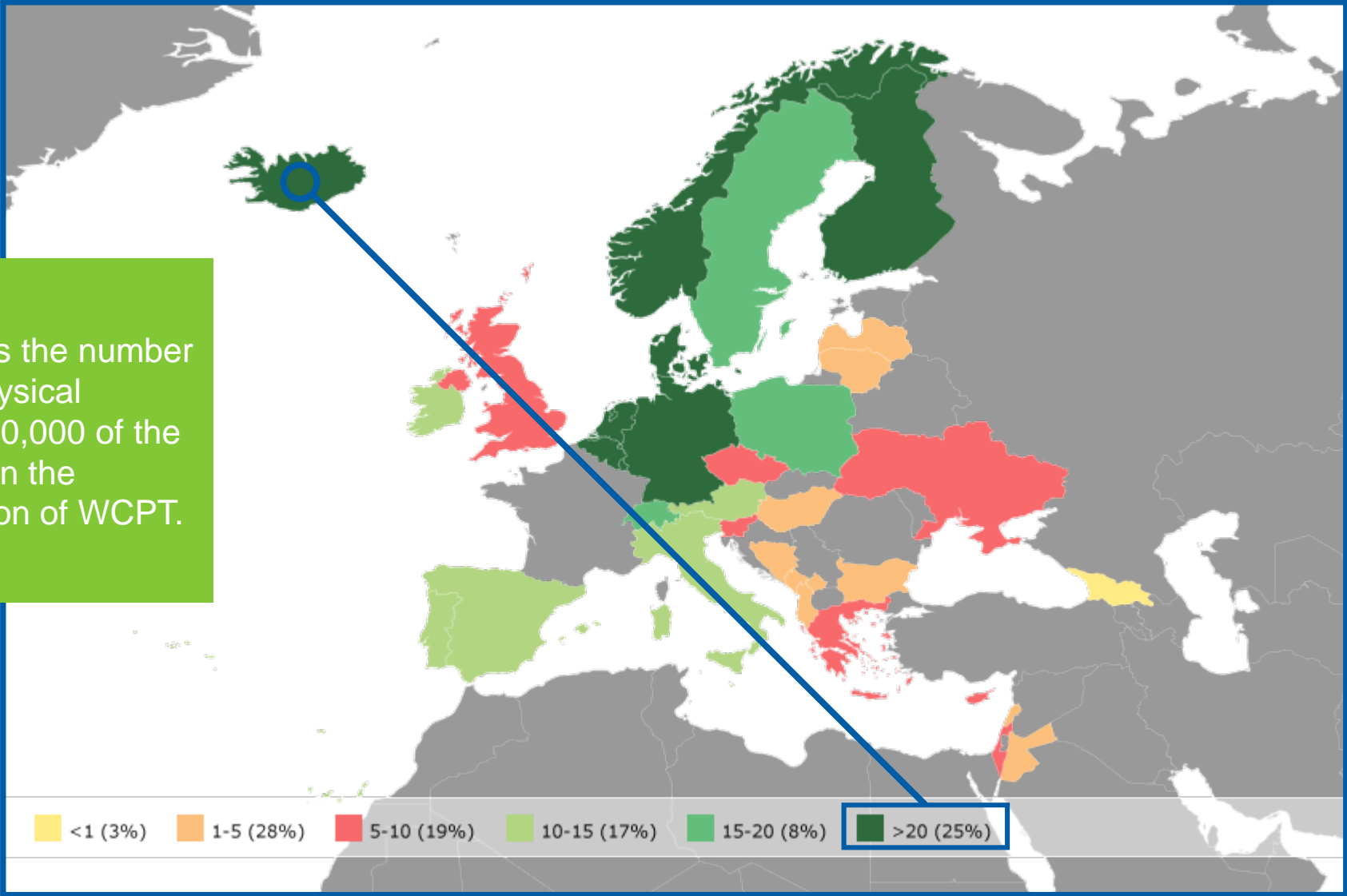
# ICELAND | MEMBERSHIP CHANGE

PERCENTAGE INCREASE/DECLINE IN MEMBERSHIP NUMBERS IN YOUR REGION SINCE 2018 SURVEY

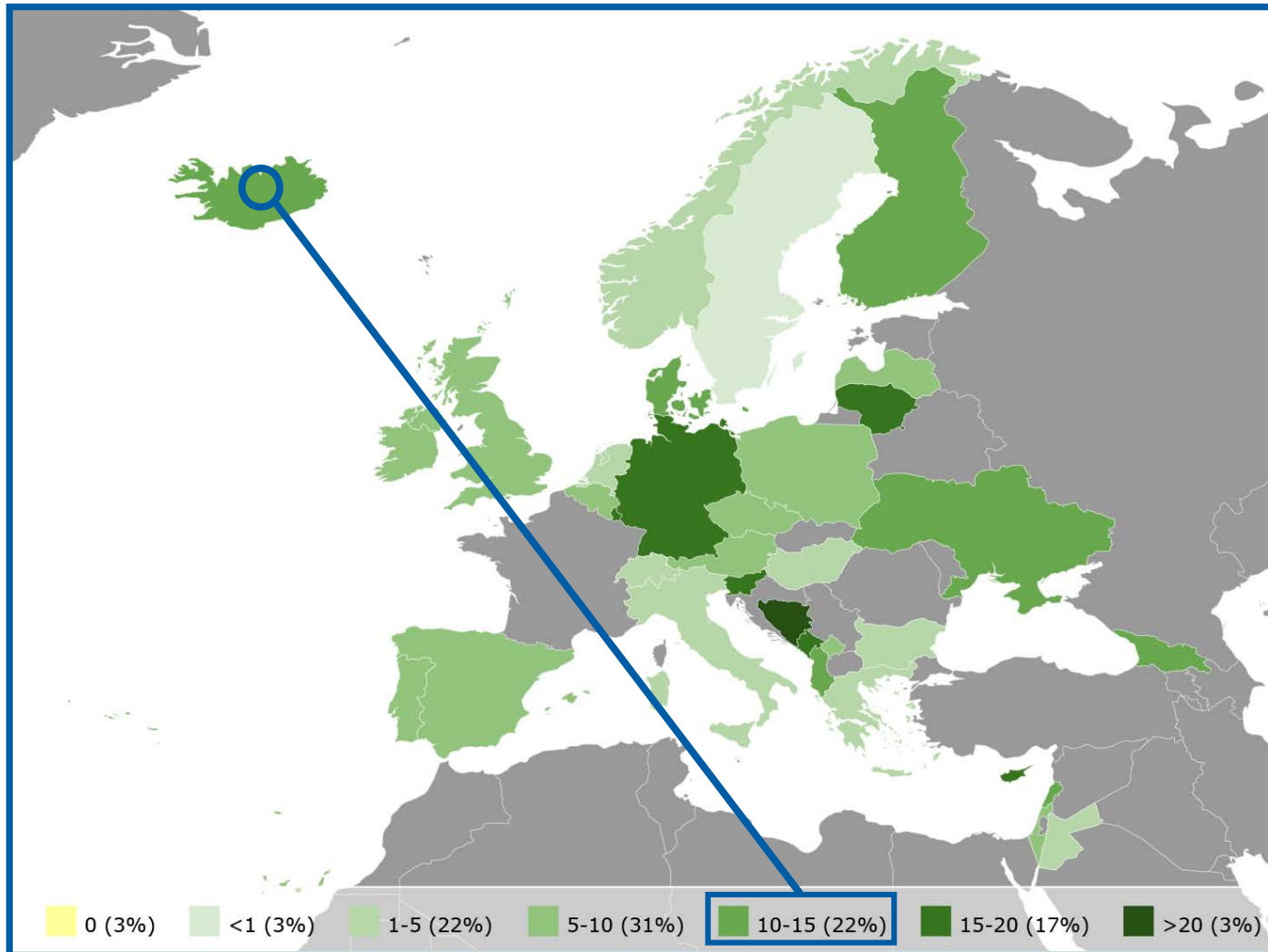


The Icelandic Physiotherapy Association has experienced a **2% decrease** in membership numbers in the past year.

This map shows the number of practising physical therapists per 10,000 of the population within the European Region of WCPT.



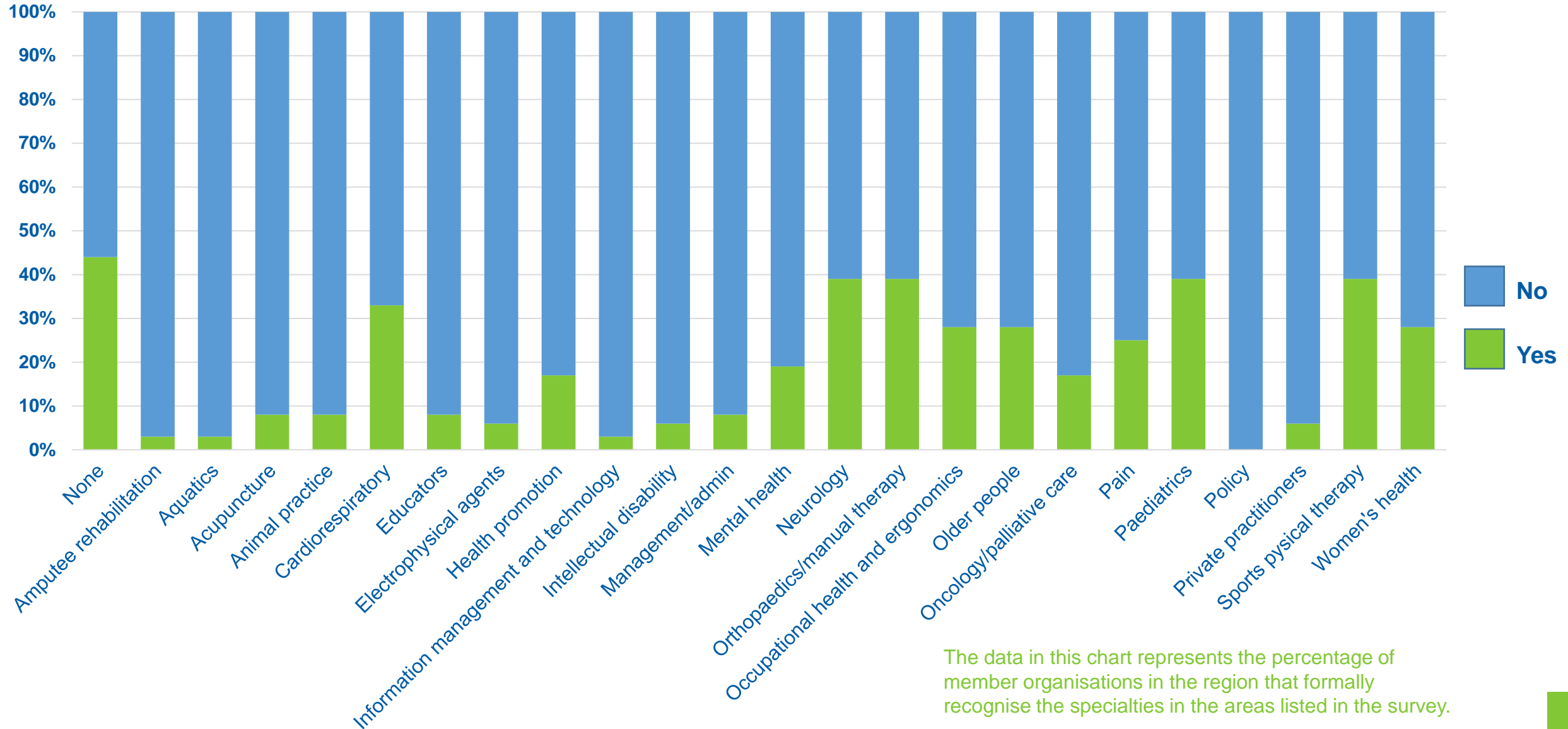
## ENTRY-LEVEL EDUCATION PROGRAMMES PER 5,000,000 POPULATION



**14.1** entry-level education programmes in your country per 5 million population

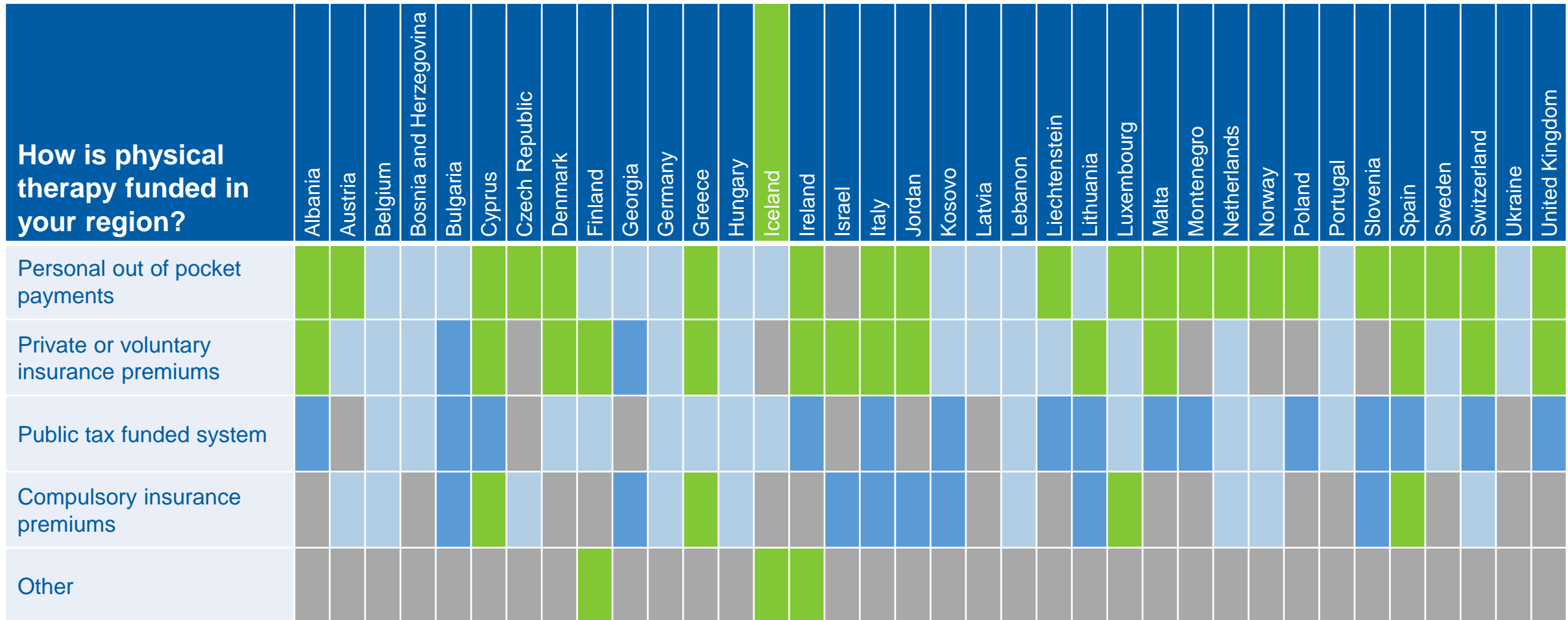
**9** is the **average** number of entry-level education programmes per 5 million population in the **European Region of WCPT**

# EUROPE | SPECIALISATION IN THE REGION



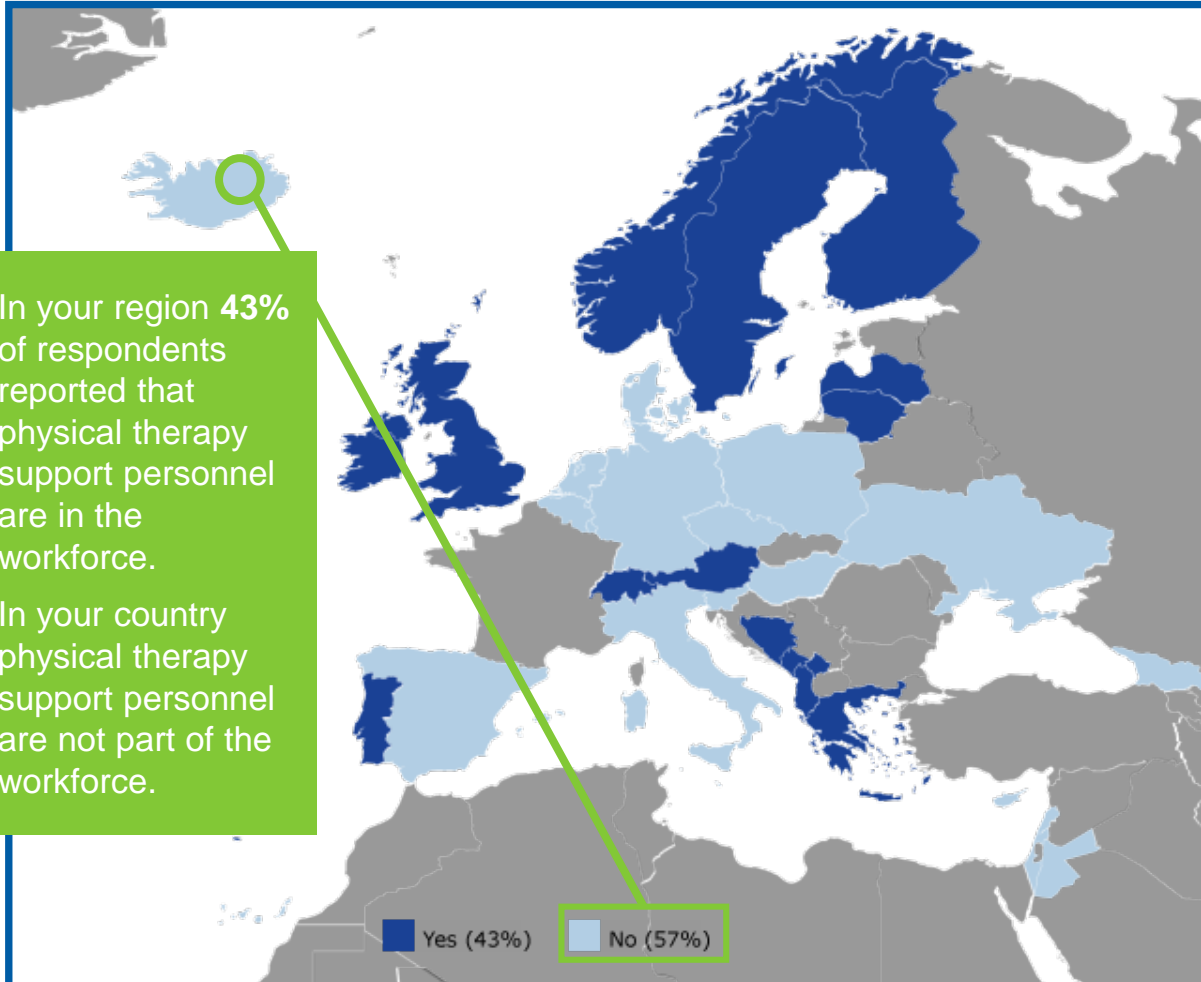


# EUROPE | FUNDING IN YOUR REGION



The data in this chart represents how physical therapy is funded in your region, for both public and private health sectors

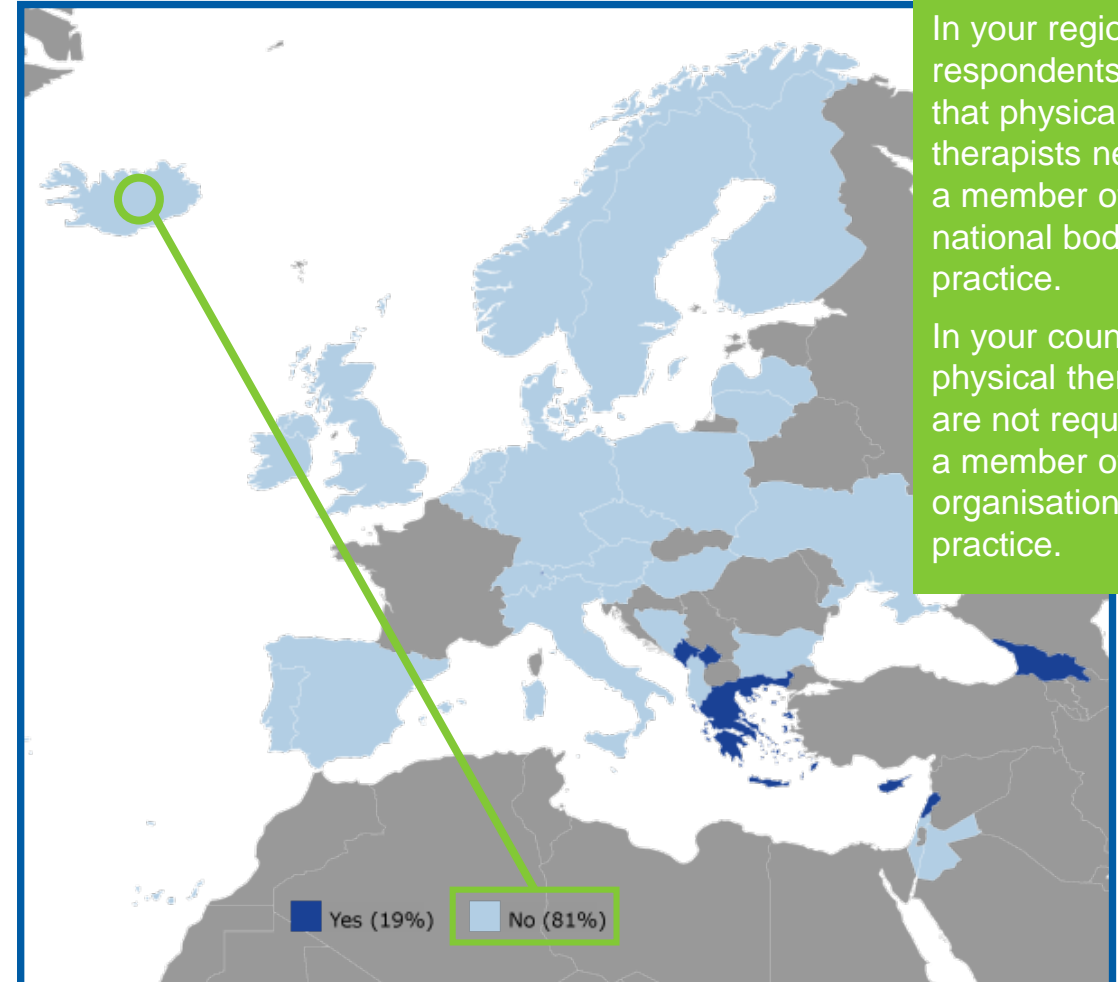
ARE THERE PHYSICAL THERAPY **SUPPORT PERSONNEL** IN THE WORKFORCE IN YOUR COUNTRY?



In your region 43% of respondents reported that physical therapy support personnel are in the workforce.

In your country physical therapy support personnel are not part of the workforce.

DO PHYSICAL THERAPISTS NEED TO BE A **MEMBER** OF YOUR ORGANISATION TO PRACTICE IN YOUR COUNTRY?



In your region 19% of respondents reported that physical therapists need to be a member of their national body to practice.

In your country physical therapists are not required to be a member of your organisation to practice.

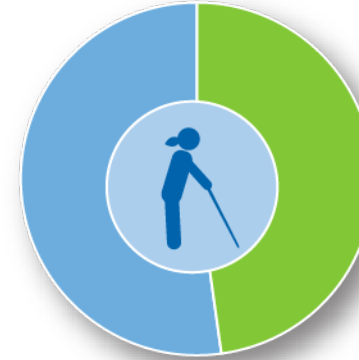
**58%** can refer themselves to a physical therapist without a referral



**62%** have post professional degree programmes



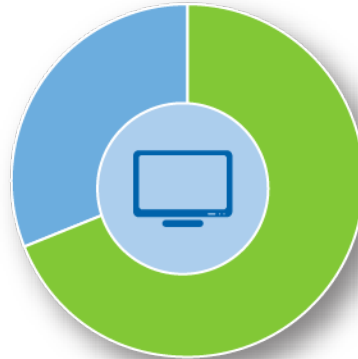
**48%** recognise specialisation



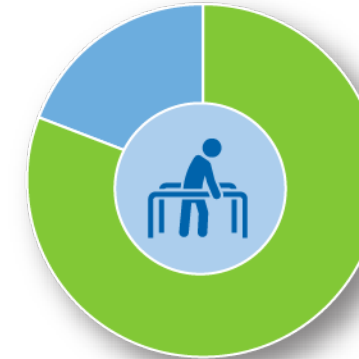
**31%** publish a peer reviewed journal



**69%** provide a schedule of CPD on their website



**81%** have no law preventing private practice



## WCPT MEMBER ORGANISATIONS FROM THE FOLLOWING COUNTRIES RESPONDED:

Africa Region		Asia Western Pacific Region		European Region		North America Caribbean Region	South America Region
Benin	Swaziland	Afghanistan	Philippines	Albania	Kosovo	Barbados	Argentina
Cameroon	Tanzania	Australia	Saudi Arabia	Austria	Latvia	Bermuda	Bolivia
Congo (Democratic Republic)	Togo	Bangladesh	Singapore	Belgium	Lebanon	Canada	Brazil
Ethiopia	Uganda	Bhutan	Taiwan	Bosnia and Herzegovina	Liechtenstein	Guyana	Chile
Ghana	Zambia	Cambodia	United Arab Emirates	Bulgaria	Lithuania	Haiti	Colombia
Ivory Coast	Zimbabwe	Fiji		Cyprus	Luxembourg	Jamaica	Costa Rica
Kenya		Hong Kong		Czech Republic	Malta	Panama	Ecuador
Madagascar		Indonesia		Denmark	Montenegro	Puerto Rico	Mexico
Malawi		Japan		Finland	Netherlands	St Lucia	Peru
Mali		Korea (South)		Georgia	Norway	Suriname	Uruguay
Mauritius		Kuwait		Germany	Poland	Trinidad and Tobago	
Namibia		Macau		Greece	Portugal	United States	
Niger		Malaysia		Hungary	Slovenia		
Nigeria		Mongolia		Iceland	Spain		
Rwanda		Myanmar		Ireland	Sweden		
Senegal		Nepal		Israel	Switzerland		
South Africa		New Zealand		Italy	Ukraine		
Sudan		Papua New Guinea		Jordan	United Kingdom		

The survey was sent to WCPT's 120 member organisations, of which 105 responded, representing an 88% response rate.



Find out more about physical therapy around the world:  
[Global profiles](#)



Follow WCPT on social media  
[@WCPT1951](#)



[www.wcpt.org](http://www.wcpt.org)

## DISCLAIMER

- The data in this report is based on responses to annual surveys sent to WCPT's member organisations.
- In 2019 the annual survey was sent to 120 member organisations and 105 responded. The census date was 30 June 2019.
- Some data in this report has been collated from other sources available to WCPT.
- If you have any questions or concerns, or want to make changes to your country's data, please contact [countryprofile@wcpt.org](mailto:countryprofile@wcpt.org).