



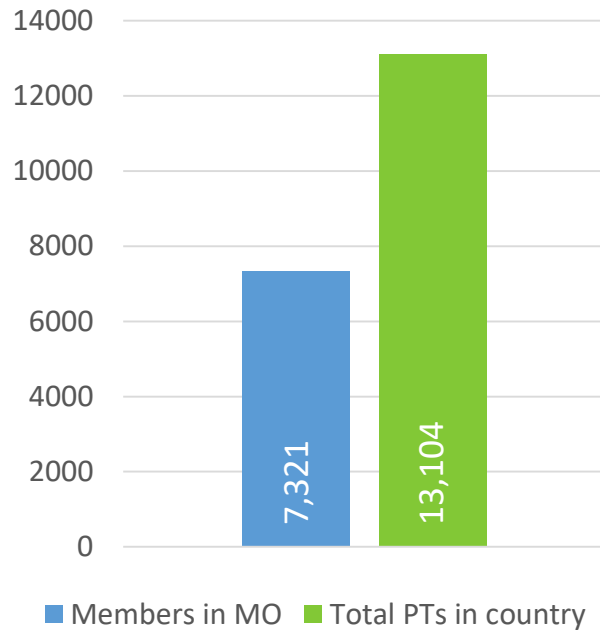
World Confederation
for Physical Therapy

NORWAY

WCPT COUNTRY PROFILE

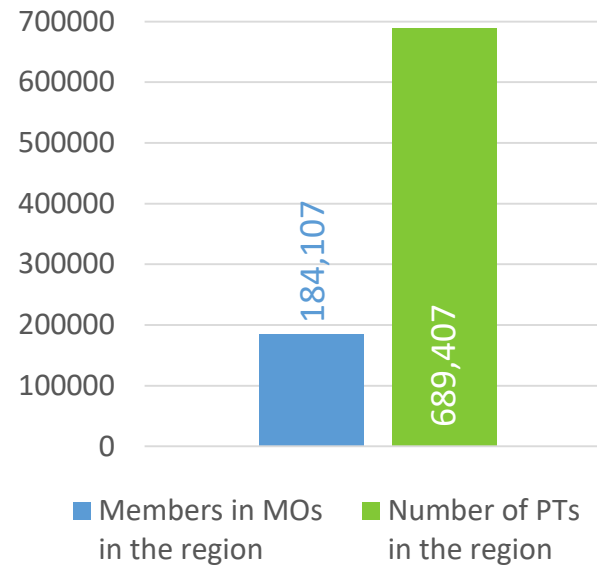
2019

Physical therapists in the country



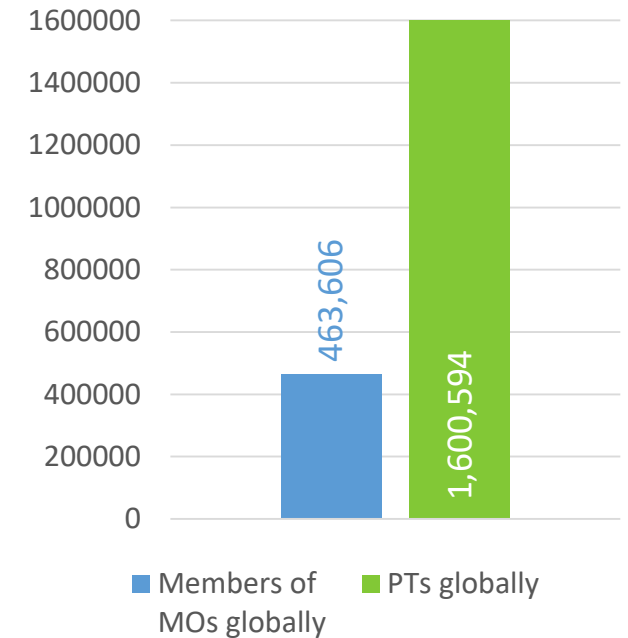
56% of PTs in the country are members of the Norwegian Physiotherapist Association

Physical therapists in the European Region of WCPT



27% of PTs in the region are members of a WCPT member organisation

Physical therapists in the world



29% of PTs in the world are members of a WCPT member organisation

The data in this report is based on responses to annual surveys sent to WCPT's member organisations. In 2019 the annual survey was sent to 120 member organisations and 105 responded. Some data has been collated from other sources available to WCPT.

In Norway
68%
of physical
therapists are
female

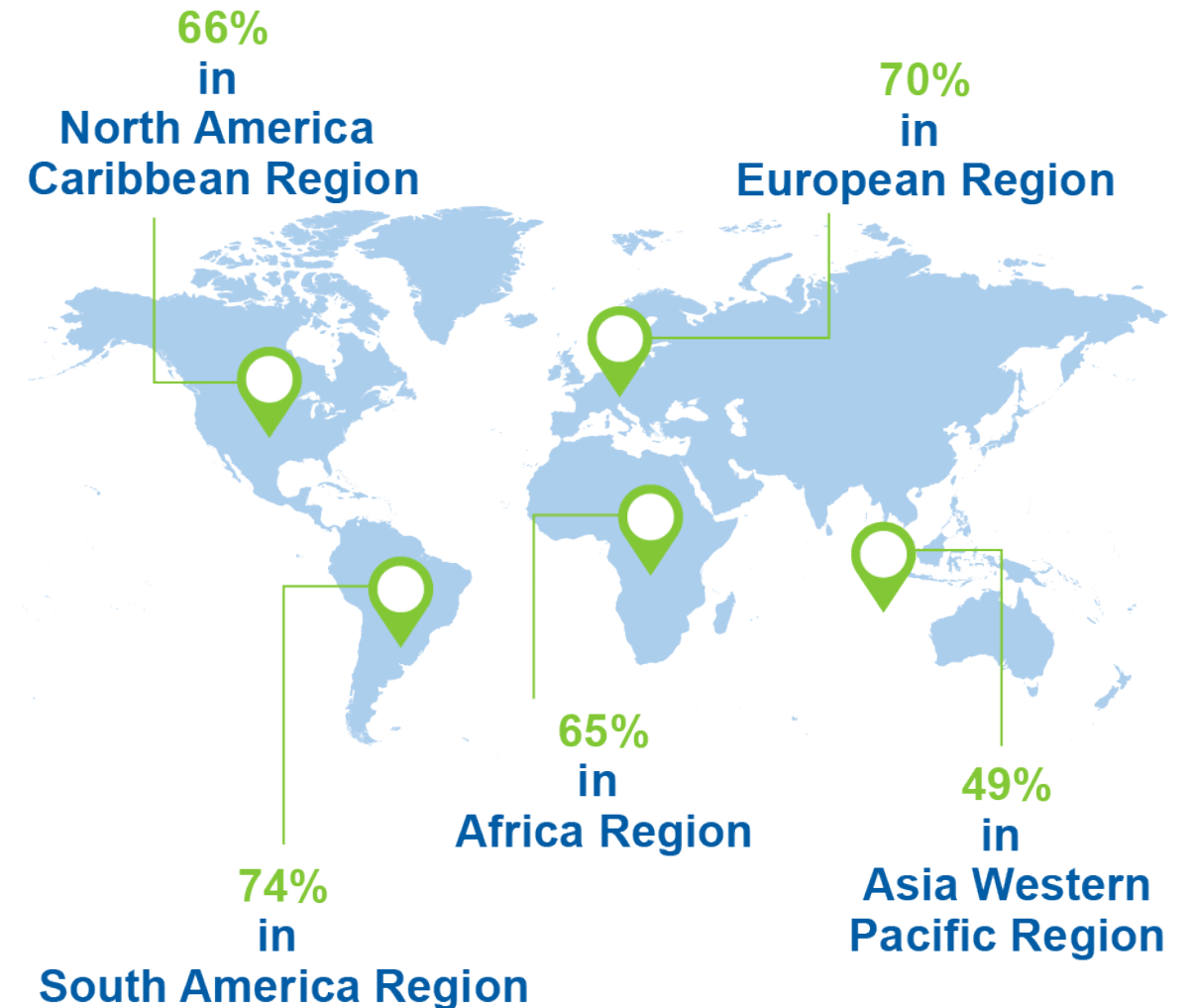


Globally
66%
of physical
therapists are
female

In **3 countries** at least **90%** of
physical therapists are **female**



HOW MANY PHYSICAL THERAPISTS ARE FEMALE IN WCPT REGIONS?



NORWAY | MEMBERSHIP IN YOUR REGION



World Confederation
for Physical Therapy

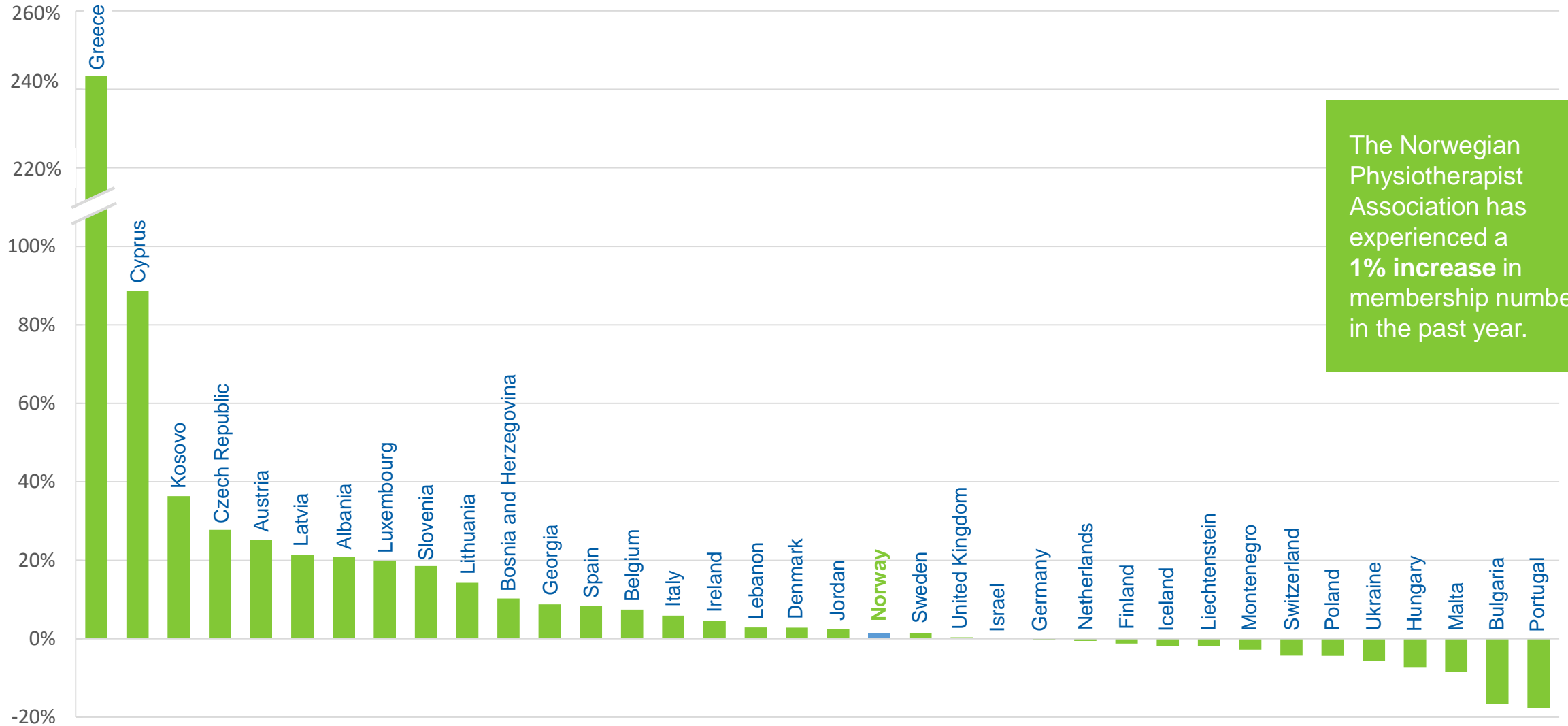
Country	Number of members	Number of physical therapists
United Kingdom	47,643	56,037
Germany	21,452	197,000
Netherlands	16,411	34,753
Italy	12,514	65,000
Denmark	12,049	17,314
Sweden	10,656	16,894
Switzerland	8,885	12,500
Greece	8,726	8,726
Norway	7,321	13,104
Spain	6,318	54,258
Finland	6,152	15,972
Austria	4,880	12,200
Belgium	4,565	35,533
Ireland	3,232	4,900
Poland	2,200	64,572
Lebanon	1,523	1,523
Cyprus	996	996
Portugal	906	12,891

Country	Number of members	Number of physical therapists
Hungary	882	4,000
Latvia	850	1,100
Luxembourg	800	1,200
Israel	700	5,000
Kosovo	660	660
Slovenia	652	1,420
Iceland	652	675
Czech Republic	640	8,000
Montenegro	314	314
Bosnia and Herzegovina	312	700
Bulgaria	250	2,000
Georgia	199	300
Albania	152	470
Ukraine	149	35,000
Jordan	123	2,600
Lithuania	120	1,191
Malta	119	500
Liechtenstein	104	104

The Norwegian Physiotherapist Association is the **ninth largest** member organisation in the European Region of WCPT.

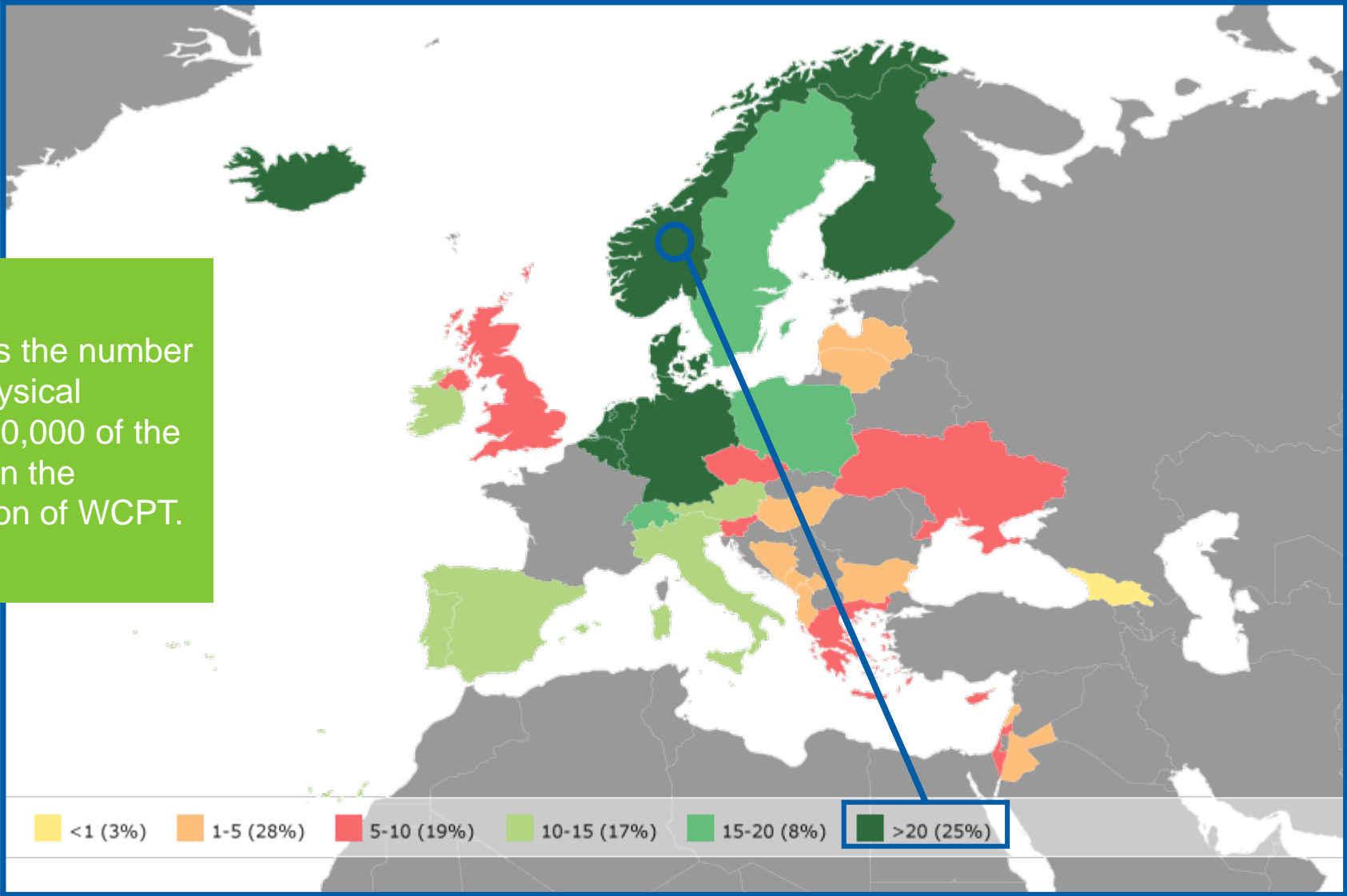
NORWAY | MEMBERSHIP CHANGE

PERCENTAGE INCREASE/DECLINE IN MEMBERSHIP NUMBERS IN YOUR REGION SINCE 2018 SURVEY

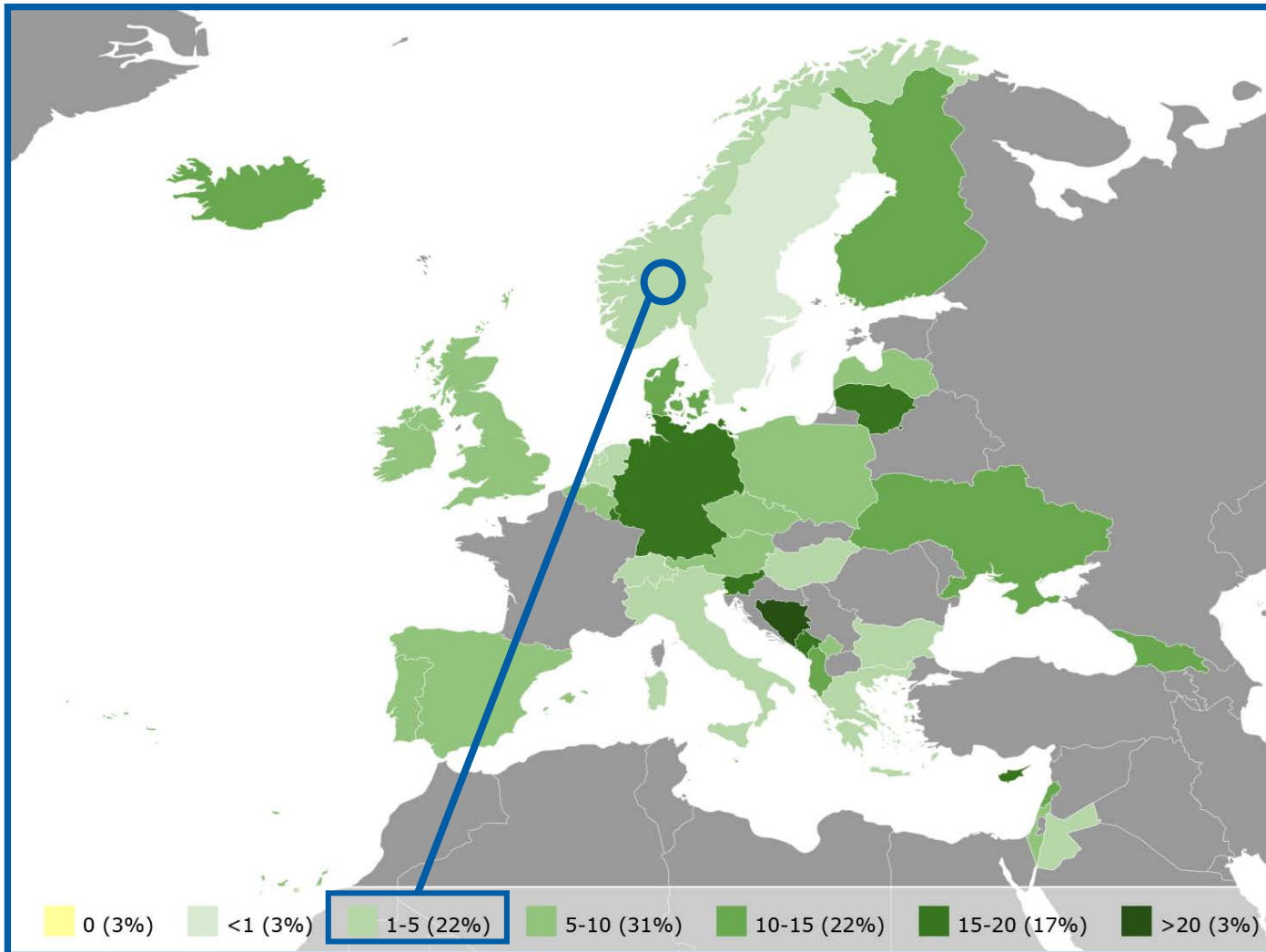


The Norwegian Physiotherapist Association has experienced a **1% increase** in membership numbers in the past year.

This map shows the number of practising physical therapists per 10,000 of the population within the European Region of WCPT.



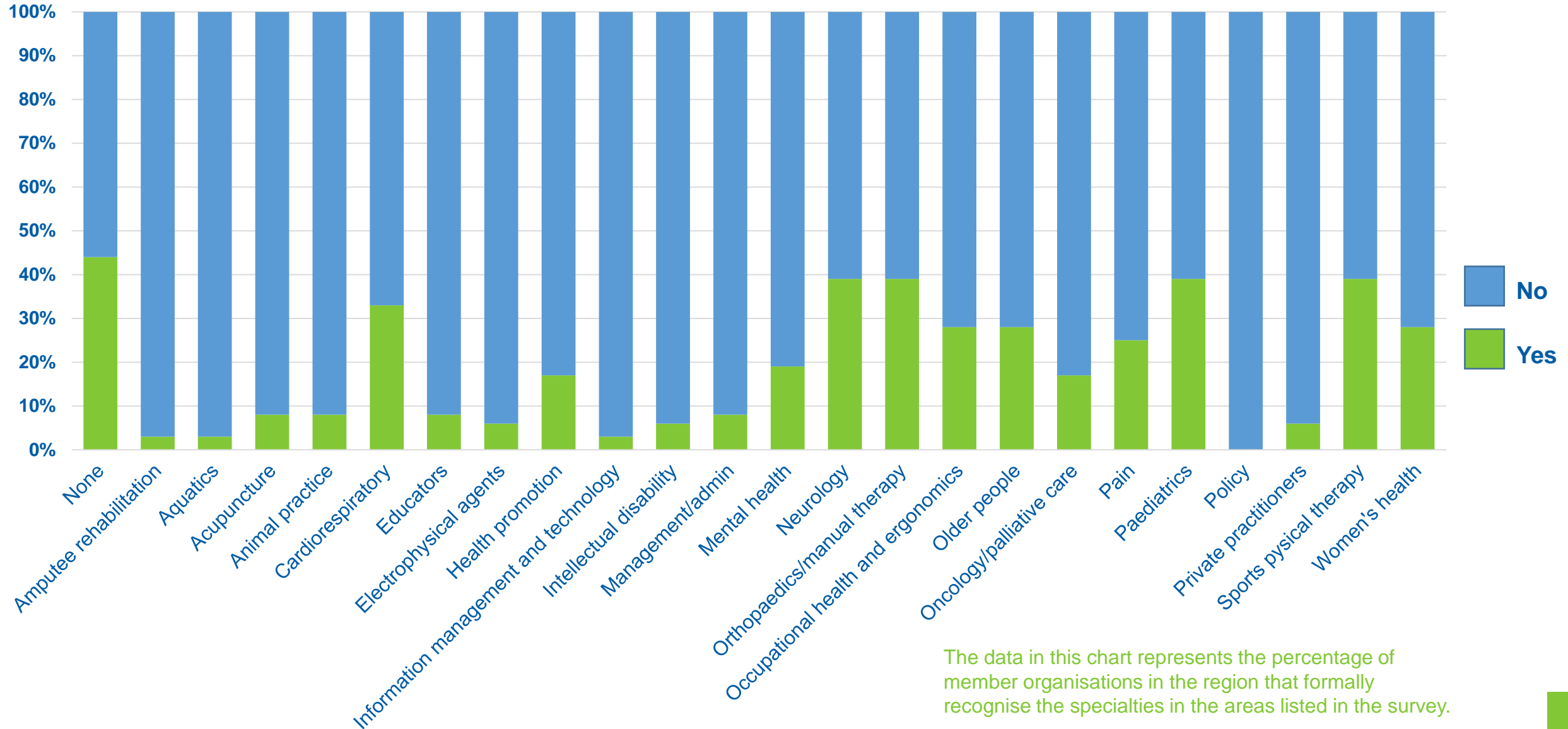
ENTRY-LEVEL EDUCATION PROGRAMMES PER 5,000,000 POPULATION



4.7 entry-level education programmes in your country per 5 million population

9 is the **average** number of entry-level education programmes per 5 million population in the **European Region of WCPT**

EUROPE | SPECIALISATION IN THE REGION



The data in this chart represents the percentage of member organisations in the region that formally recognise the specialities in the areas listed in the survey.

EUROPE | FUNDING IN YOUR REGION



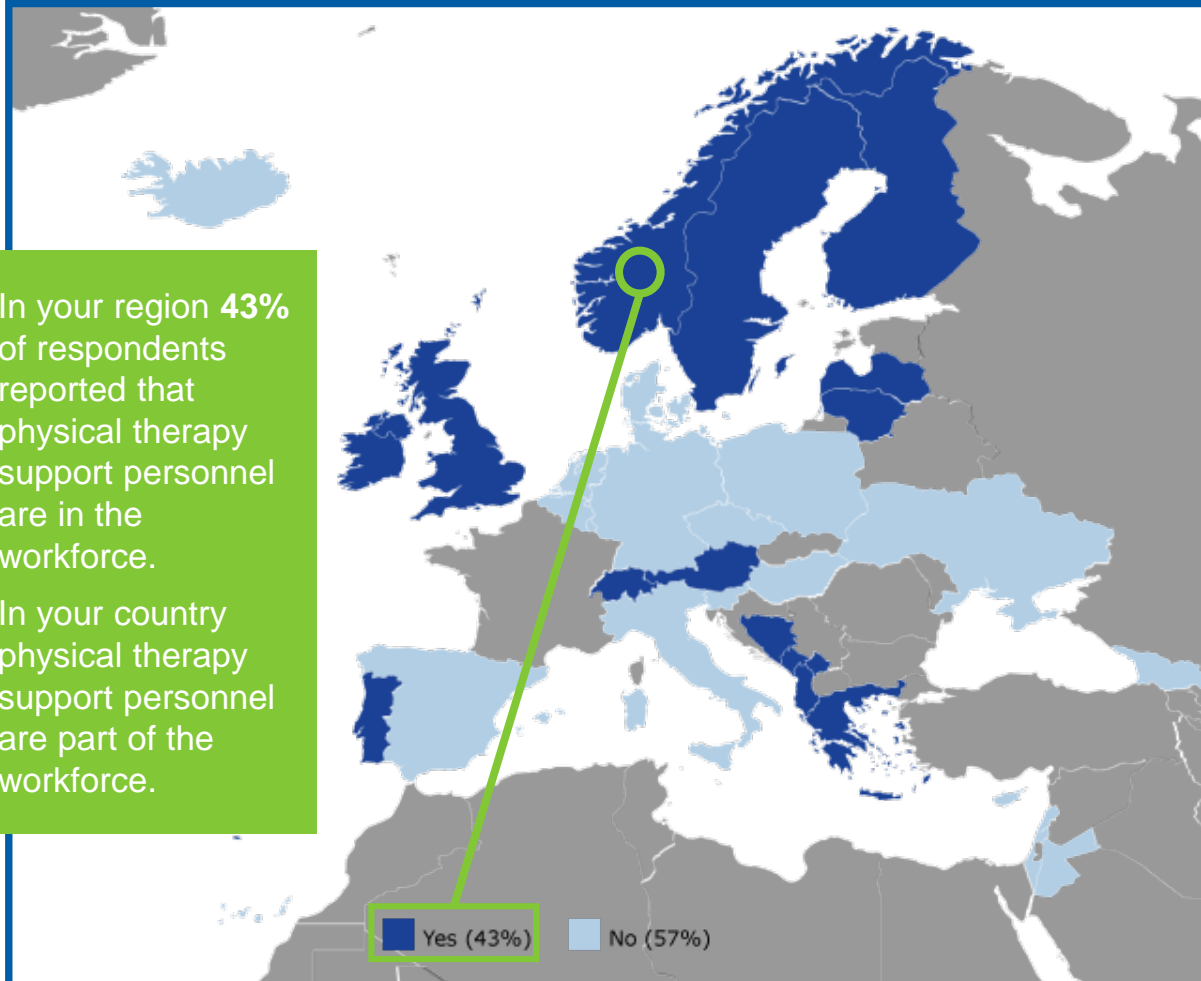
World Confederation
for Physical Therapy

How is physical therapy funded in your region?	Albania	Austria	Belgium	Bosnia and Herzegovina	Bulgaria	Cyprus	Czech Republic	Denmark	Finland	Georgia	Germany	Greece	Hungary	Iceland	Ireland	Israel	Italy	Jordan	Kosovo	Latvia	Lebanon	Liechtenstein	Lithuania	Luxembourg	Malta	Montenegro	Netherlands	Norway	Poland	Portugal	Slovenia	Spain	Sweden	Switzerland	Ukraine	United Kingdom
Personal out of pocket payments	Private	Private	Both	Both	Both	Private	Private	Private	Both	Both	Both	Private	Both	Both	Private	Neither	Private	Private	Both	Both	Both	Private	Both	Private	Private	Private	Private	Private	Both	Both	Private	Private	Private	Both	Private	Private
Private or voluntary insurance premiums	Private	Both	Both	Both	Public	Private	Neither	Private	Private	Public	Both	Private	Both	Neither	Private	Private	Private	Private	Both	Both	Both	Both	Both	Both	Private	Neither	Neither	Both	Both	Neither	Private	Both	Private	Both	Private	Private
Public tax funded system	Public	Neither	Both	Both	Public	Public	Neither	Both	Both	Neither	Both	Both	Both	Both	Public	Neither	Public	Neither	Public	Neither	Both	Public	Public	Both	Public	Public	Both	Both	Public	Both	Public	Both	Public	Neither	Public	Public
Compulsory insurance premiums	Neither	Both	Both	Neither	Public	Private	Both	Neither	Neither	Public	Both	Private	Both	Neither	Neither	Public	Public	Public	Public	Both	Both	Neither	Public	Private	Neither	Neither	Both	Both	Neither	Public	Private	Neither	Neither	Neither	Neither	Neither
Other	Neither	Neither	Neither	Neither	Neither	Neither	Neither	Both	Private	Neither	Neither	Neither	Neither	Private	Private	Neither	Neither	Neither	Neither	Neither	Neither	Neither	Neither	Neither	Neither	Neither	Neither	Neither	Neither	Neither	Neither	Neither	Neither	Neither	Neither	Neither

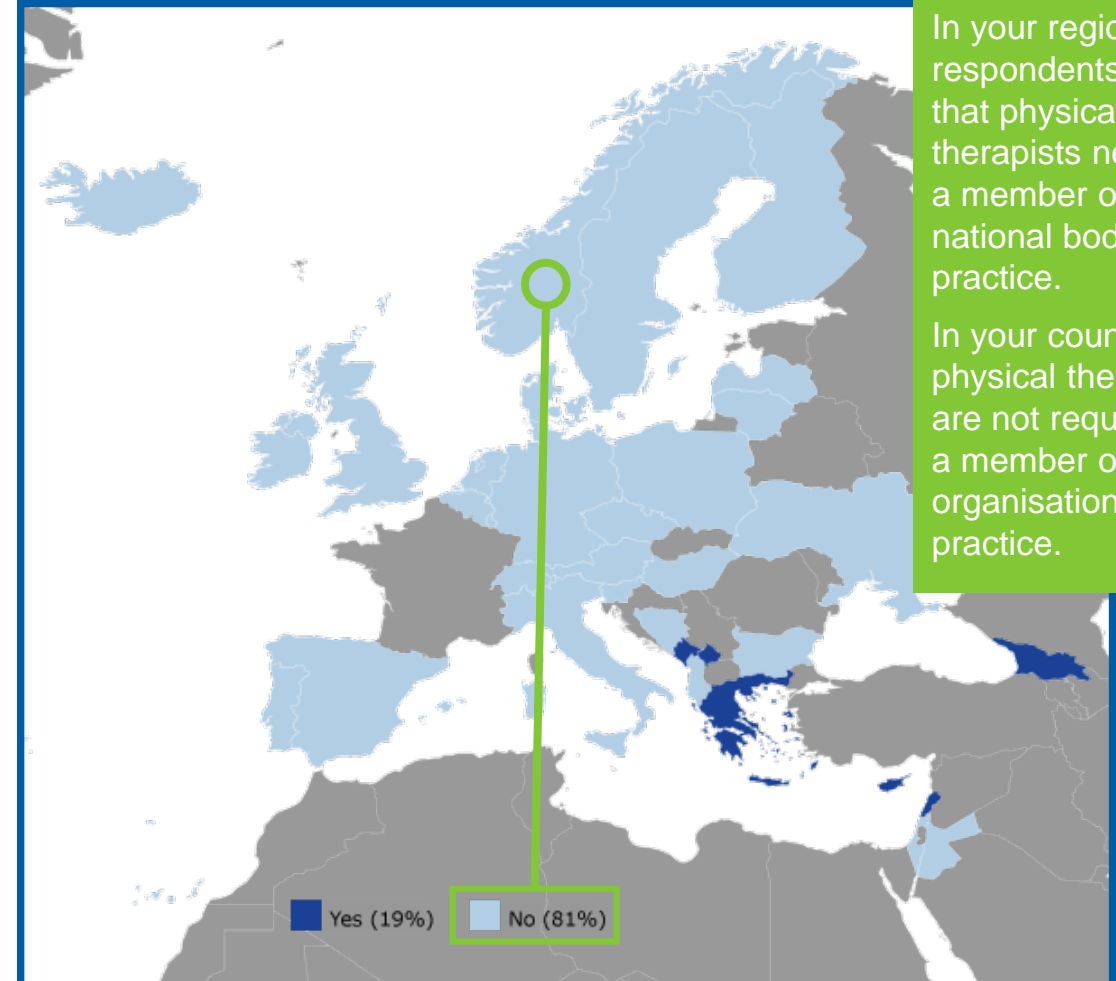
■ Private
 ■ Public
 ■ Both
 ■ Neither

The data in this chart represents how physical therapy is funded in your region, for both public and private health sectors

ARE THERE PHYSICAL THERAPY **SUPPORT PERSONNEL** IN THE WORKFORCE IN YOUR COUNTRY?



DO PHYSICAL THERAPISTS NEED TO BE A **MEMBER** OF YOUR ORGANISATION TO PRACTICE IN YOUR COUNTRY?



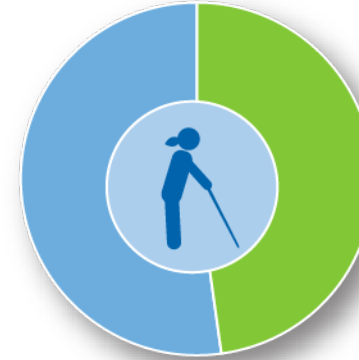
58% can refer themselves to a physical therapist without a referral



62% have post professional degree programmes



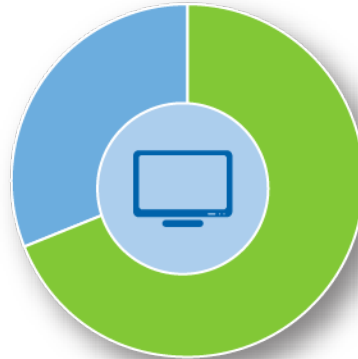
48% recognise specialisation



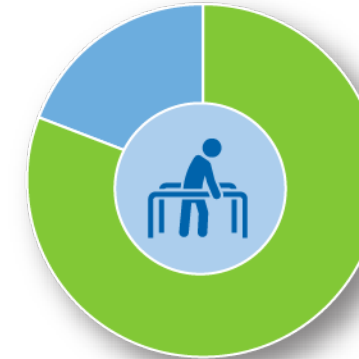
31% publish a peer reviewed journal



69% provide a schedule of CPD on their website



81% have no law preventing private practice



WCPT MEMBER ORGANISATIONS FROM THE FOLLOWING COUNTRIES RESPONDED:

Africa Region		Asia Western Pacific Region		European Region		North America Caribbean Region	South America Region
Benin	Swaziland	Afghanistan	Philippines	Albania	Kosovo	Barbados	Argentina
Cameroon	Tanzania	Australia	Saudi Arabia	Austria	Latvia	Bermuda	Bolivia
Congo (Democratic Republic)	Togo	Bangladesh	Singapore	Belgium	Lebanon	Canada	Brazil
Ethiopia	Uganda	Bhutan	Taiwan	Bosnia and Herzegovina	Liechtenstein	Guyana	Chile
Ghana	Zambia	Cambodia	United Arab Emirates	Bulgaria	Lithuania	Haiti	Colombia
Ivory Coast	Zimbabwe	Fiji		Cyprus	Luxembourg	Jamaica	Costa Rica
Kenya		Hong Kong		Czech Republic	Malta	Panama	Ecuador
Madagascar		Indonesia		Denmark	Montenegro	Puerto Rico	Mexico
Malawi		Japan		Finland	Netherlands	St Lucia	Peru
Mali		Korea (South)		Georgia	Norway	Suriname	Uruguay
Mauritius		Kuwait		Germany	Poland	Trinidad and Tobago	
Namibia		Macau		Greece	Portugal	United States	
Niger		Malaysia		Hungary	Slovenia		
Nigeria		Mongolia		Iceland	Spain		
Rwanda		Myanmar		Ireland	Sweden		
Senegal		Nepal		Israel	Switzerland		
South Africa		New Zealand		Italy	Ukraine		
Sudan		Papua New Guinea		Jordan	United Kingdom		

The survey was sent to WCPT's 120 member organisations, of which 105 responded, representing an 88% response rate.



Find out more about physical therapy around the world:
[Global profiles](#)



Follow WCPT on social media
[@WCPT1951](#)



www.wcpt.org

DISCLAIMER

- The data in this report is based on responses to annual surveys sent to WCPT's member organisations.
- In 2019 the annual survey was sent to 120 member organisations and 105 responded. The census date was 30 June 2019.
- Some data in this report has been collated from other sources available to WCPT.
- If you have any questions or concerns, or want to make changes to your country's data, please contact countryprofile@wcpt.org.