



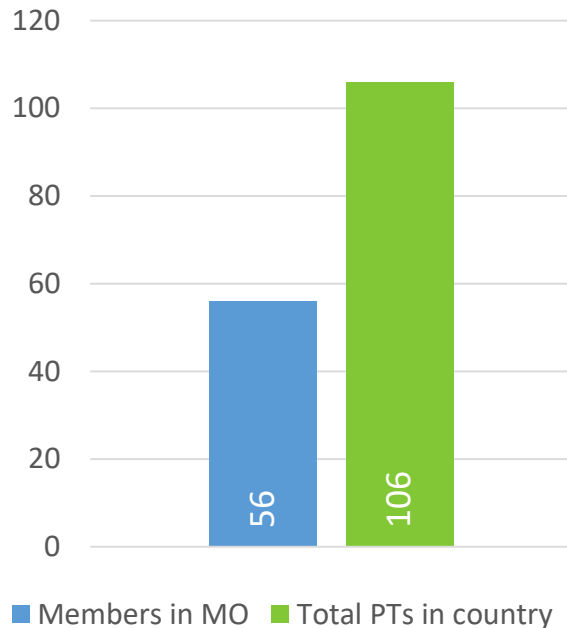
World Confederation
for Physical Therapy

**TRINIDAD
AND
TOBAGO**

WCPT COUNTRY PROFILE

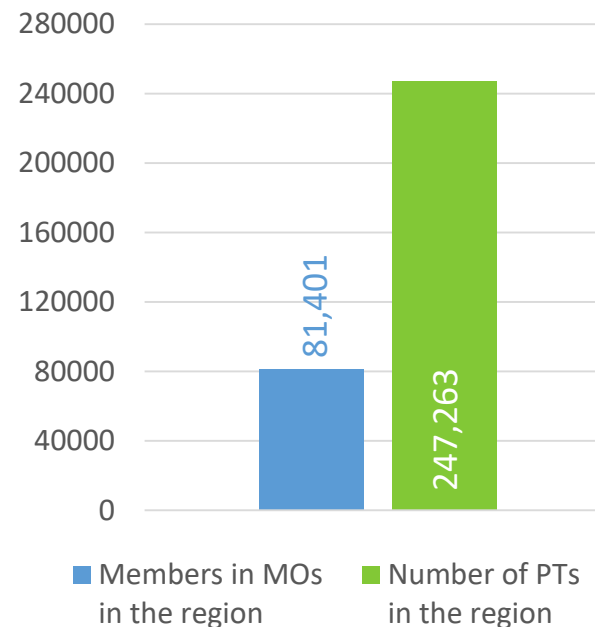
2019

Physical therapists in the country



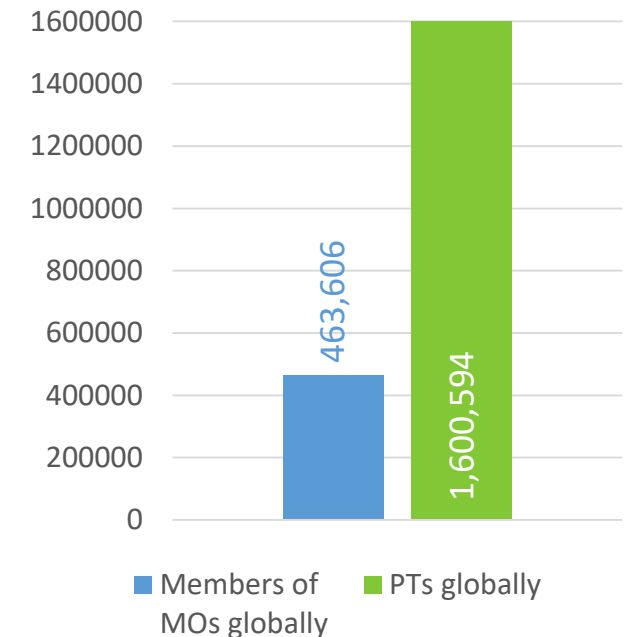
53% of PTs in the country are members of the Physiotherapy Association of Trinidad and Tobago

Physical therapists in the NACR of WCPT



33% of PTs in the region are members of a WCPT member organisation

Physical therapists in the world



29% of PTs in the world are members of a WCPT member organisation

In Trinidad and
Tobago **68%**
of physical
therapists are
female

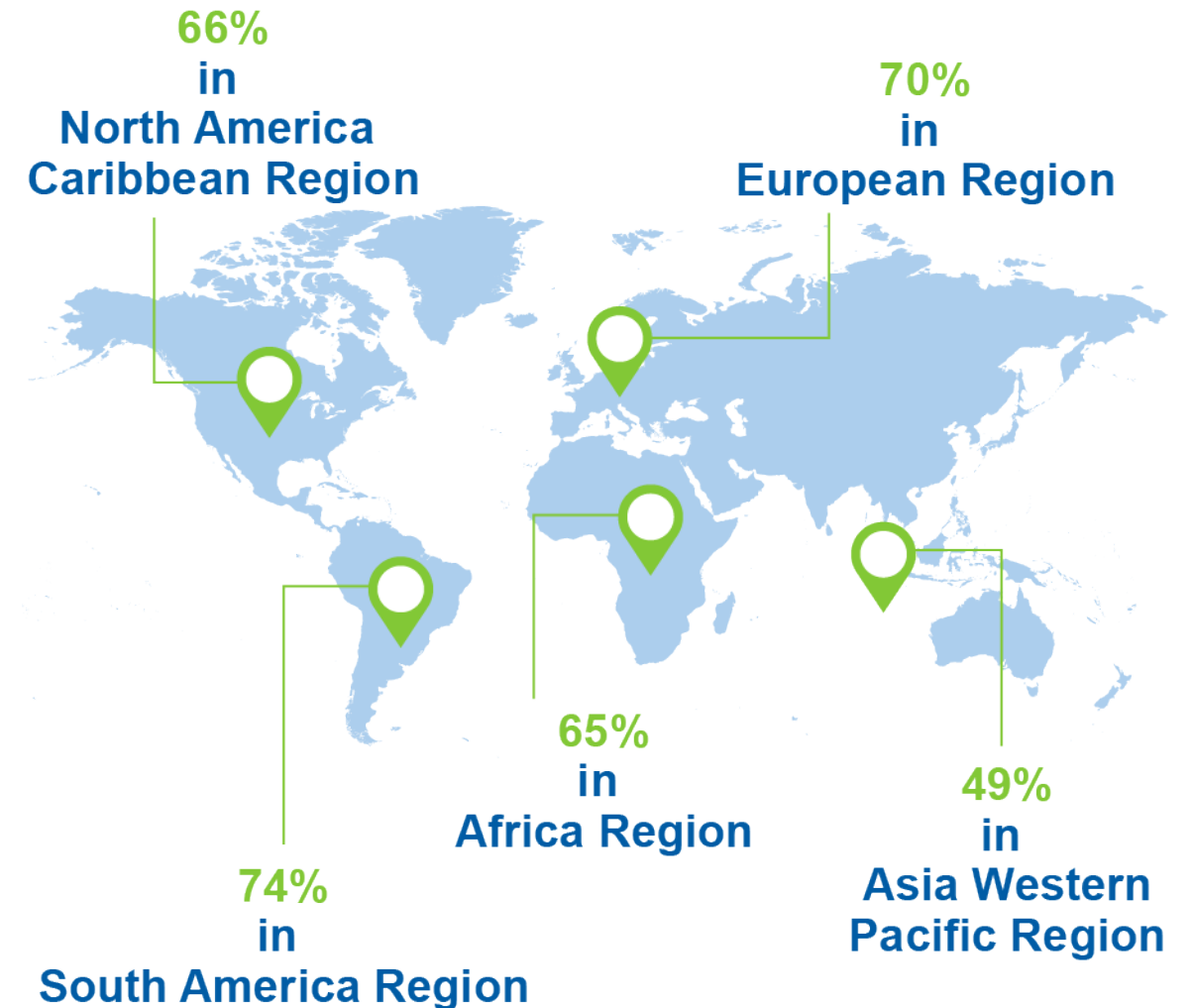


Globally
66%
of physical
therapists are
female

In **3 countries** at least **90%** of
physical therapists are **female**



HOW MANY PHYSICAL THERAPISTS ARE FEMALE IN WCPT REGIONS?



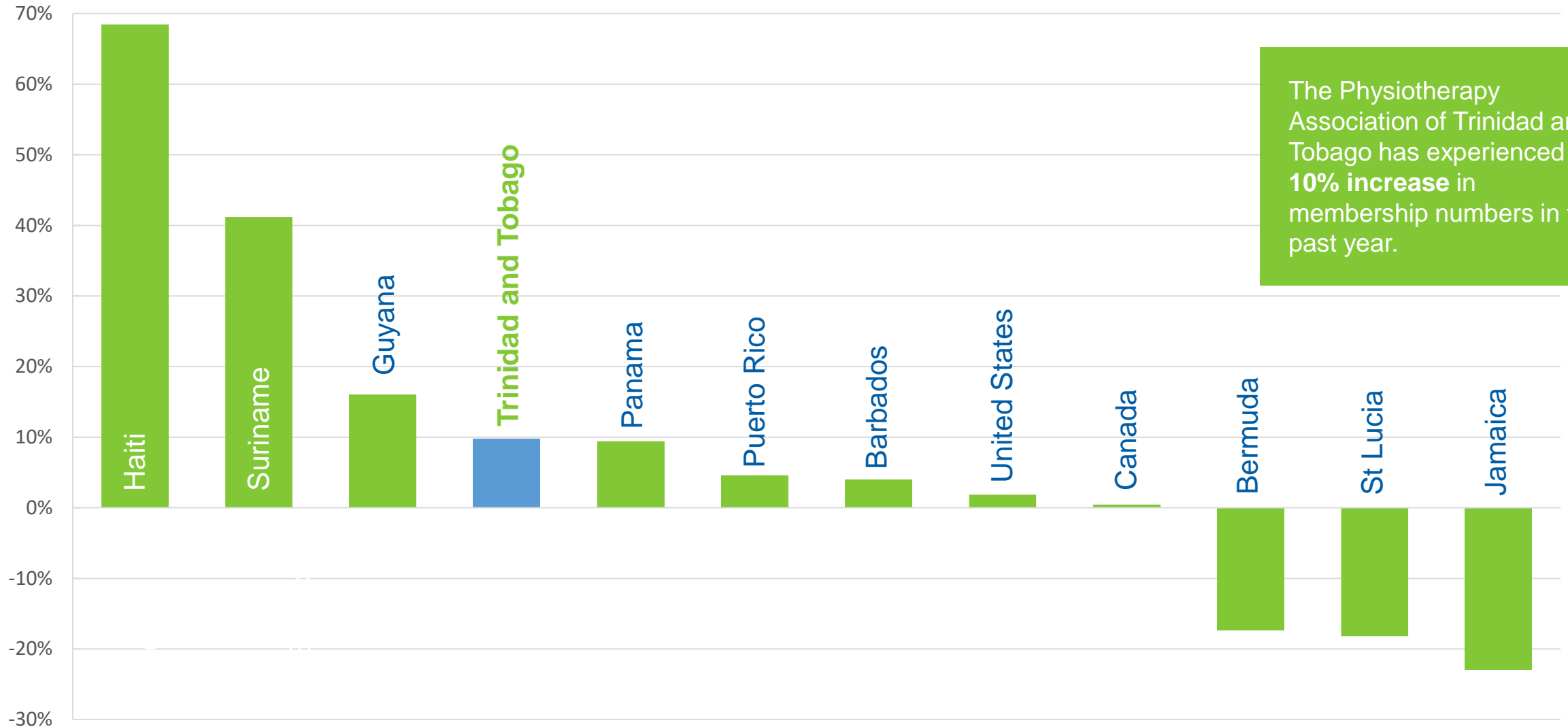


Country	Number of members	Number of physical therapists
United States	68,968	217,619
Canada	11,901	22,391
Puerto Rico	115	4,612
Panama	105	1,560
Jamaica	67	693
Trinidad and Tobago	56	106
Barbados	52	54
Suriname	48	76
Haiti	32	56
Guyana	29	29
Bermuda	19	54
St Lucia	9	13

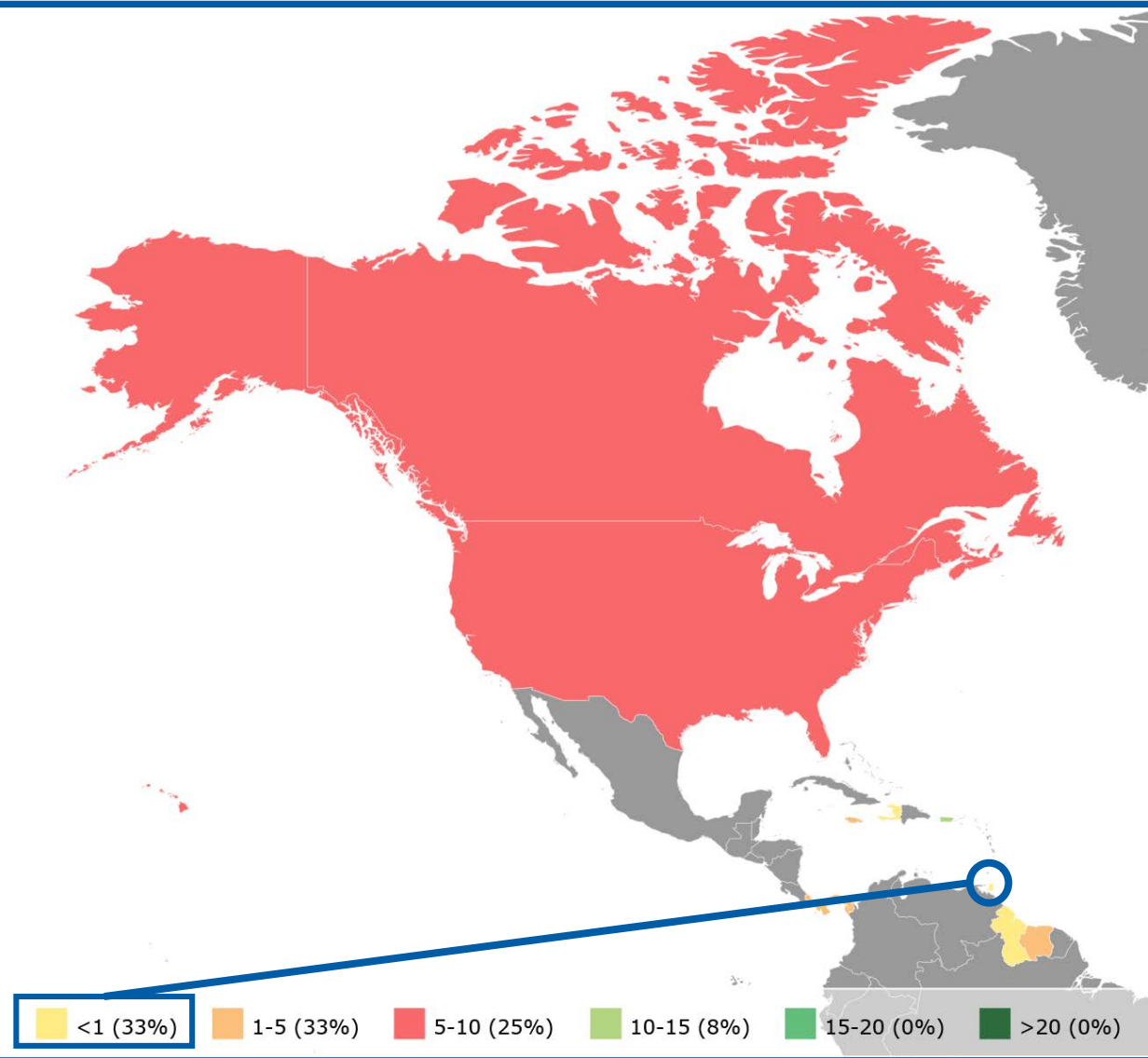
The Physiotherapy Association of Trinidad and Tobago is the **sixth largest** member organisation in the North America Caribbean Region of WCPT.

TRINIDAD AND TOBAGO | MEMBERSHIP CHANGE

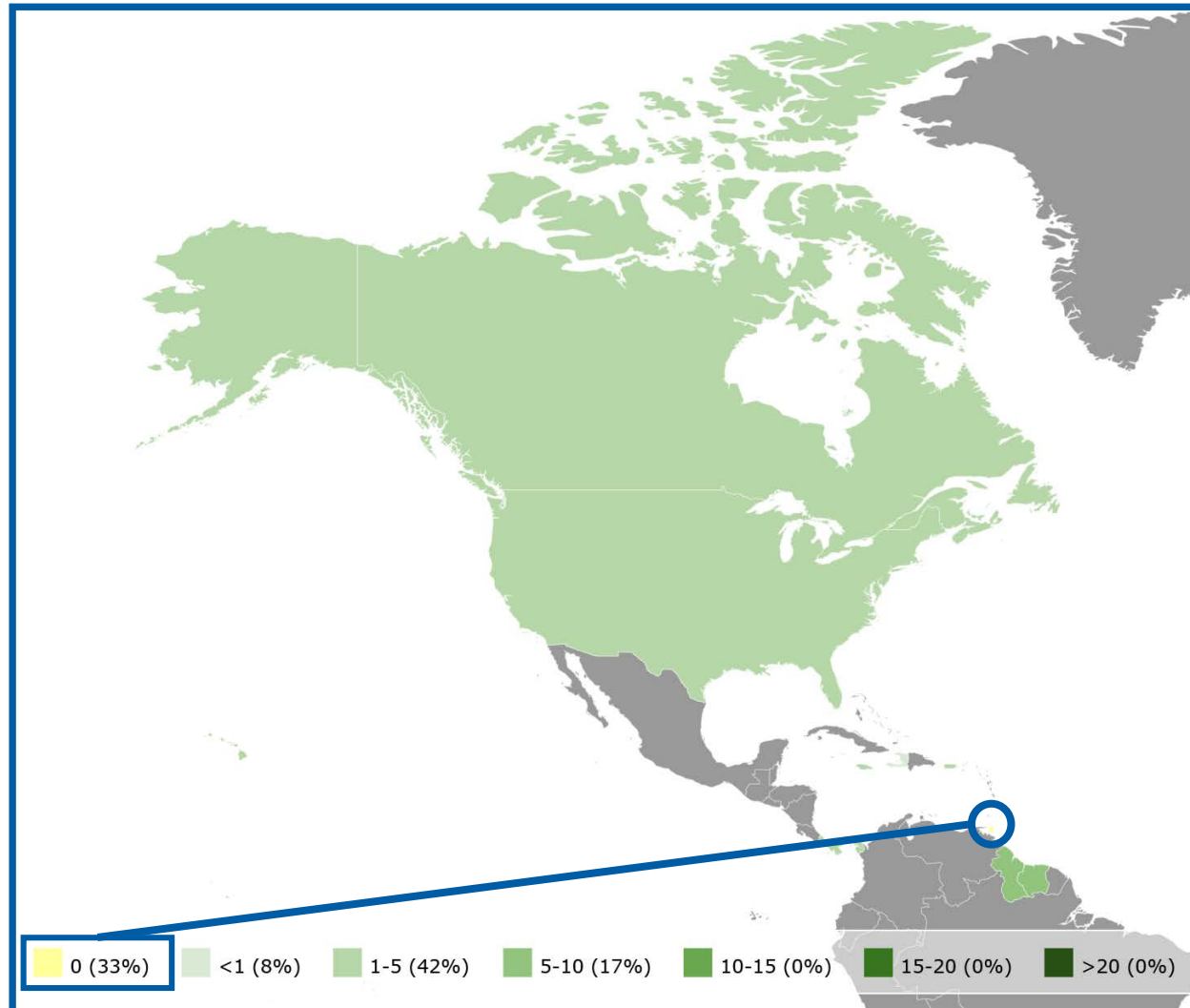
PERCENTAGE INCREASE/DECLINE IN MEMBERSHIP NUMBERS IN YOUR REGION SINCE 2018 SURVEY



This map shows the number of practising physical therapists per 10,000 of the population within the South America Region of WCPT.

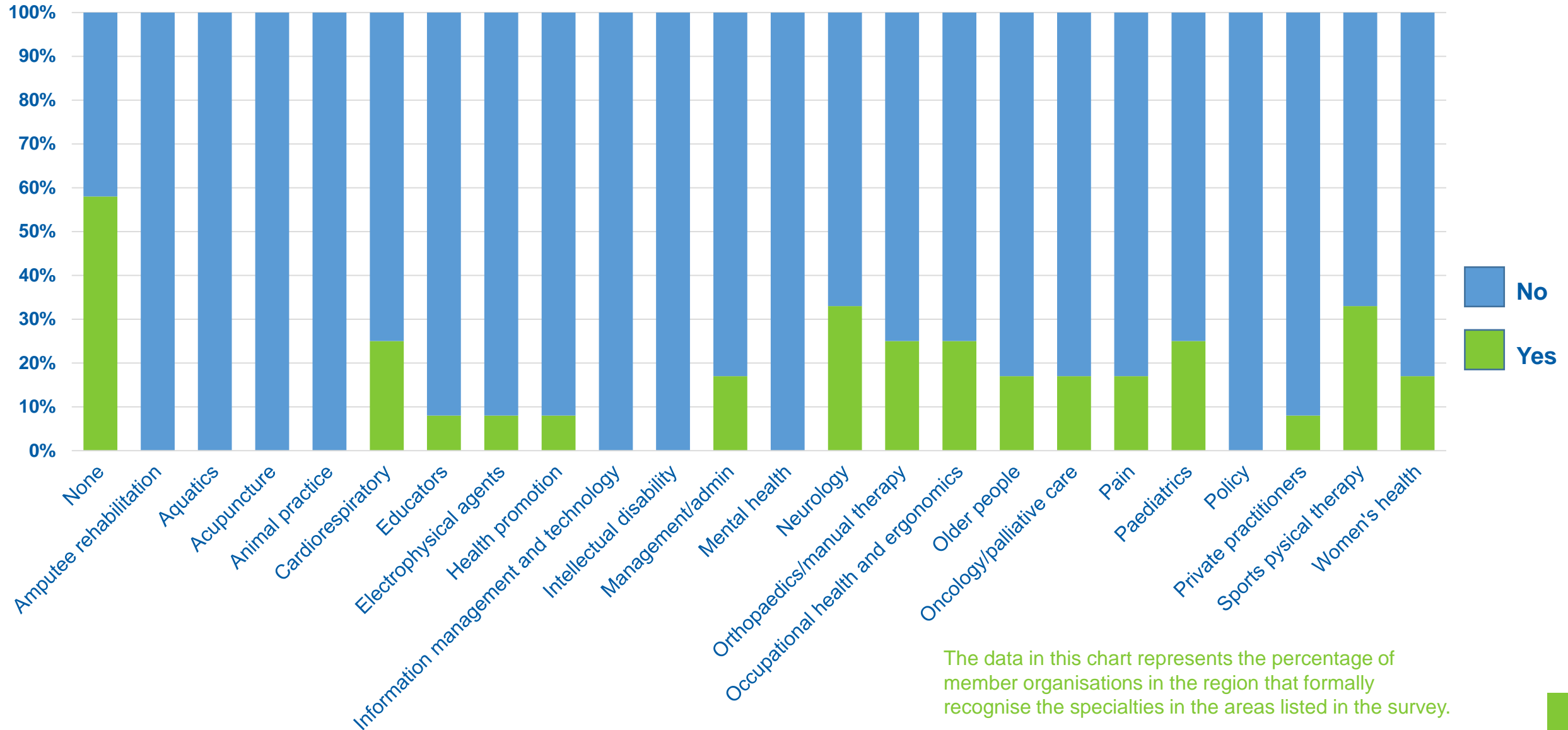


ENTRY-LEVEL EDUCATION PROGRAMMES PER 5,000,000 POPULATION



0 entry-level education programmes in your country per 5 million population

2.5 is the **average** number of entry-level education programmes per 5 million population in the **North America Caribbean Region of WCPT**



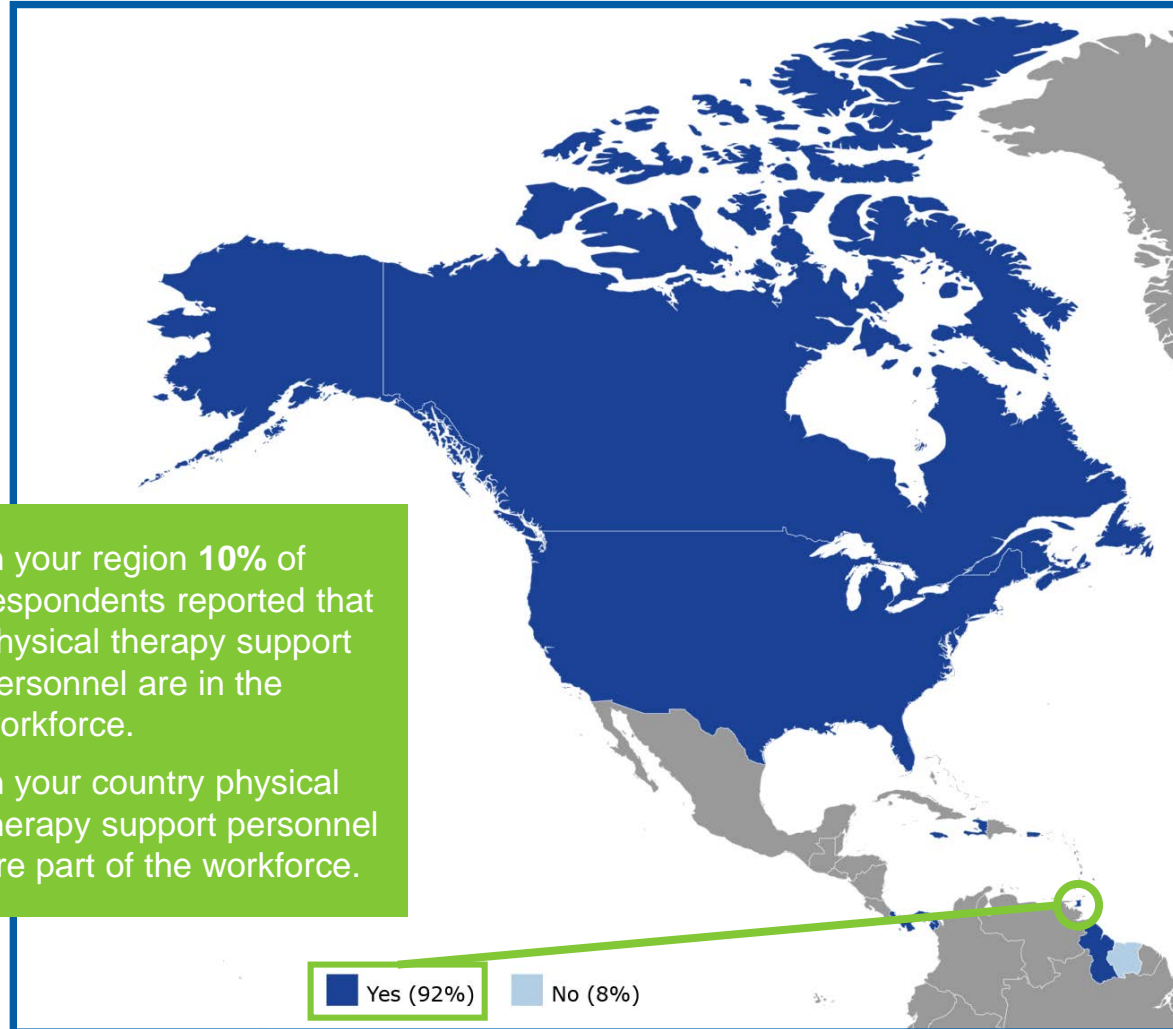


How is physical therapy funded in your region?	Barbados	Bermuda	Canada	Guyana	Haiti	Jamaica	Panama	Puerto Rico	St Lucia	Suriname	Trinidad and Tobago	United States
Personal out of pocket payments	Private	Private	Private	Private	Both	Private	Private	Both	Both	Both	Private	Both
Private or voluntary insurance premiums	Neither	Private	Both	Neither	Both	Both	Private	Private	Both	Both	Private	Both
Public tax funded system	Public	Public	Both	Public	Neither	Public	Public	Both	Neither	Public	Public	Both
Compulsory insurance premiums	Neither	Neither	Neither	Private	Neither	Neither	Public	Neither	Both	Both	Private	Both
Other	Both	Neither	Neither	Neither	Neither	Neither	Neither	Neither	Neither	Neither	Neither	Neither

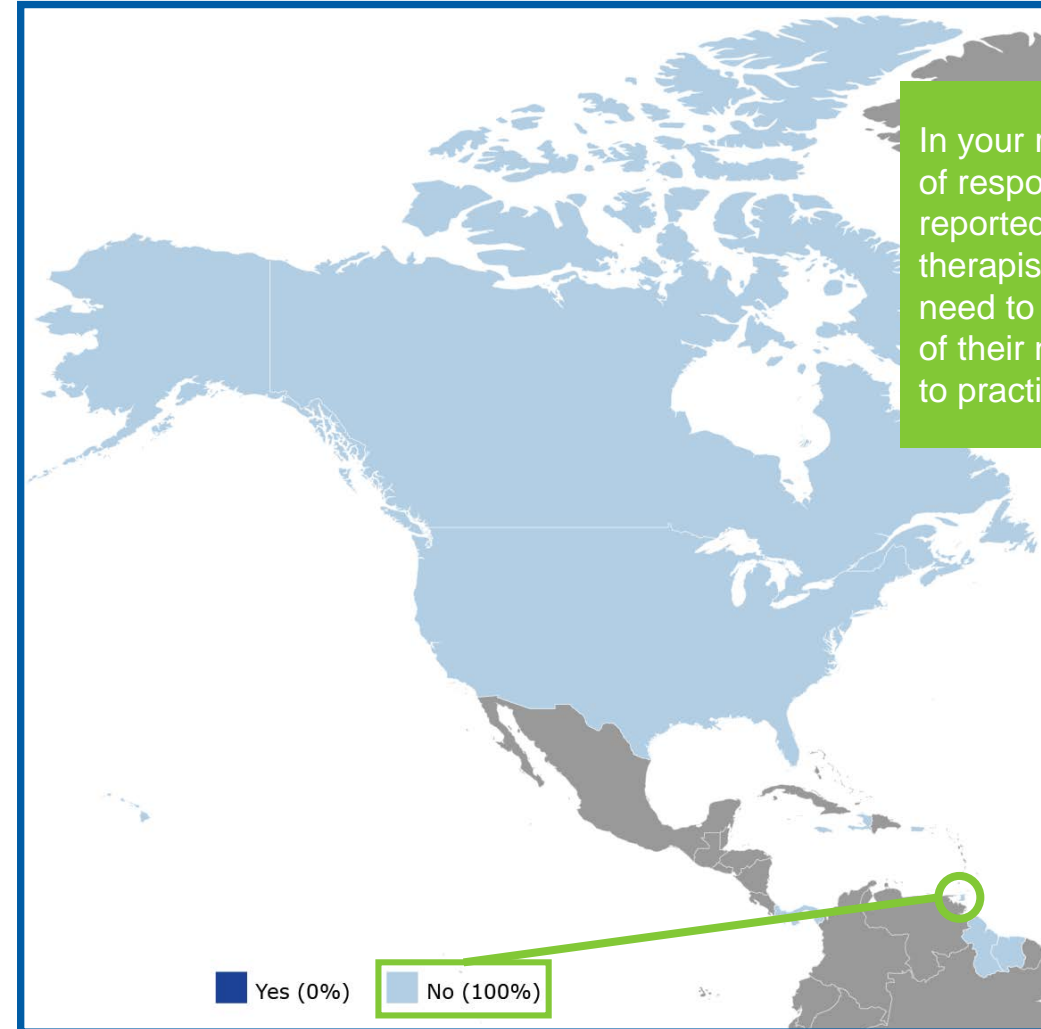
■ Private
 ■ Public
 ■ Both
 ■ Neither

The data in this chart represents how physical therapy is funded in your region, for both public and private health sectors

ARE THERE PHYSICAL THERAPY **SUPPORT PERSONNEL** IN THE WORKFORCE IN YOUR COUNTRY?



DO PHYSICAL THERAPISTS NEED TO BE A **MEMBER** OF YOUR ORGANISATION TO PRACTICE IN YOUR COUNTRY?



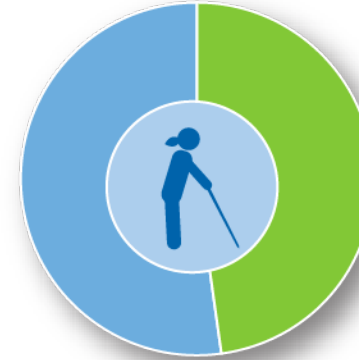
58% can refer themselves to a physical therapist without a referral



62% have post professional degree programmes



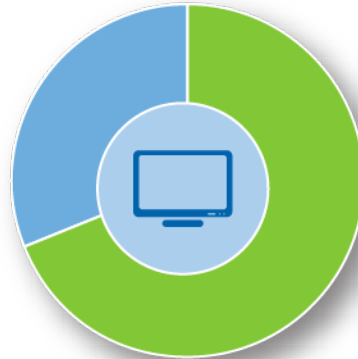
48% recognise specialisation



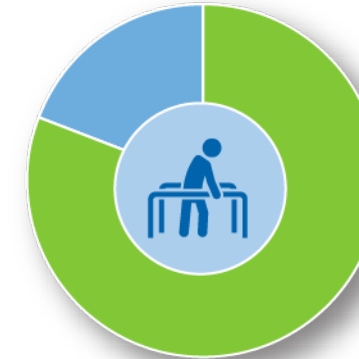
31% publish a peer reviewed journal



69% provide a schedule of CPD on their website



81% have no law preventing private practice



WCPT MEMBER ORGANISATIONS FROM THE FOLLOWING COUNTRIES RESPONDED:

Africa Region		Asia Western Pacific Region		European Region		North America Caribbean Region	South America Region
Benin	Swaziland	Afghanistan	Philippines	Albania	Kosovo	Barbados	Argentina
Cameroon	Tanzania	Australia	Saudi Arabia	Austria	Latvia	Bermuda	Bolivia
Congo (Democratic Republic)	Togo	Bangladesh	Singapore	Belgium	Lebanon	Canada	Brazil
Ethiopia	Uganda	Bhutan	Taiwan	Bosnia and Herzegovina	Liechtenstein	Guyana	Chile
Ghana	Zambia	Cambodia	United Arab Emirates	Bulgaria	Lithuania	Haiti	Colombia
Ivory Coast	Zimbabwe	Fiji		Cyprus	Luxembourg	Jamaica	Costa Rica
Kenya		Hong Kong		Czech Republic	Malta	Panama	Ecuador
Madagascar		Indonesia		Denmark	Montenegro	Puerto Rico	Mexico
Malawi		Japan		Finland	Netherlands	St Lucia	Peru
Mali		Korea (South)		Georgia	Norway	Suriname	Uruguay
Mauritius		Kuwait		Germany	Poland	Trinidad and Tobago	
Namibia		Macau		Greece	Portugal	United States	
Niger		Malaysia		Hungary	Slovenia		
Nigeria		Mongolia		Iceland	Spain		
Rwanda		Myanmar		Ireland	Sweden		
Senegal		Nepal		Israel	Switzerland		
South Africa		New Zealand		Italy	Ukraine		
Sudan		Papua New Guinea		Jordan	United Kingdom		

The survey was sent to WCPT's 120 member organisations, of which 105 responded, representing an 88% response rate.



Find out more about physical therapy around the world:
[Global profiles](#)



Follow WCPT on social media
[@WCPT1951](#)



www.wcpt.org

DISCLAIMER

- The data in this report is based on responses to annual surveys sent to WCPT's member organisations.
- In 2019 the annual survey was sent to 120 member organisations and 105 responded. The census date was 30 June 2019.
- Some data in this report has been collated from other sources available to WCPT.
- If you have any questions or concerns, or want to make changes to your country's data, please contact countryprofile@wcpt.org.