



**World  
Physiotherapy**

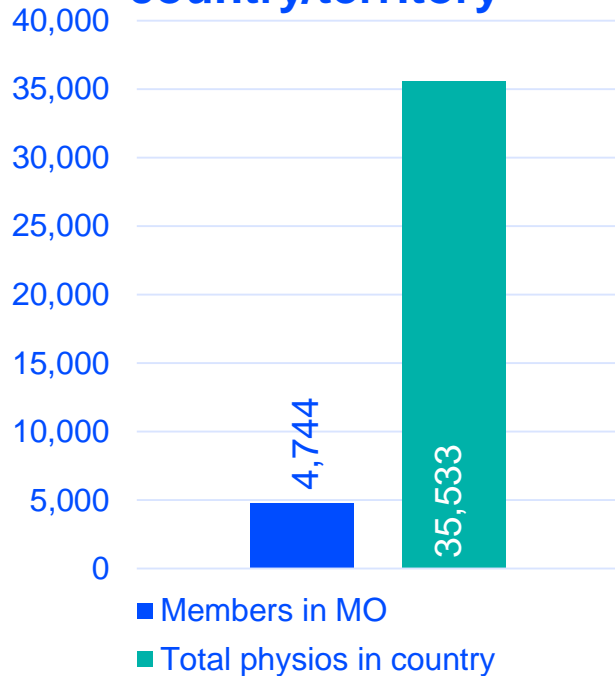
**BELGIUM**

---

**ANNUAL  
MEMBERSHIP  
CENSUS**

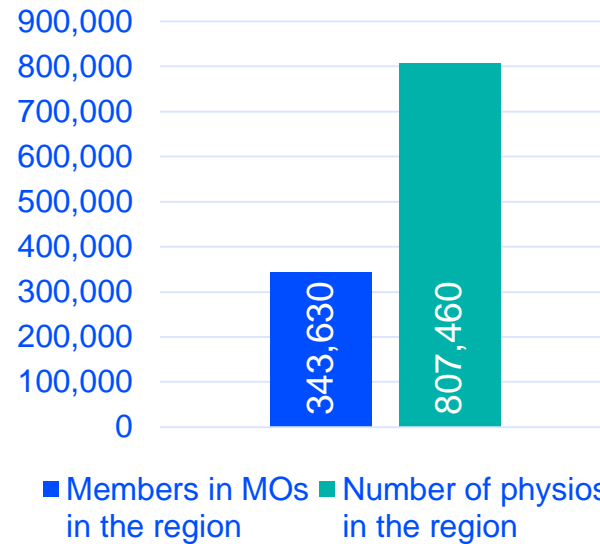
**2020**

### Physiotherapists in the country/territory



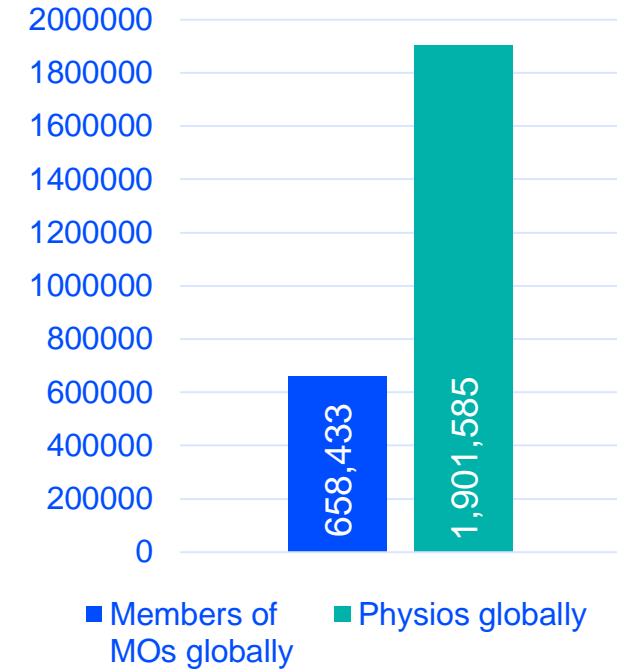
**13%** of physiotherapists in the country/territory are members of Axxon, Physical Therapy in Belgium

### Physiotherapists in the Europe region of World Physiotherapy



**43%** of physiotherapists in the region are members of a World Physiotherapy member organisation

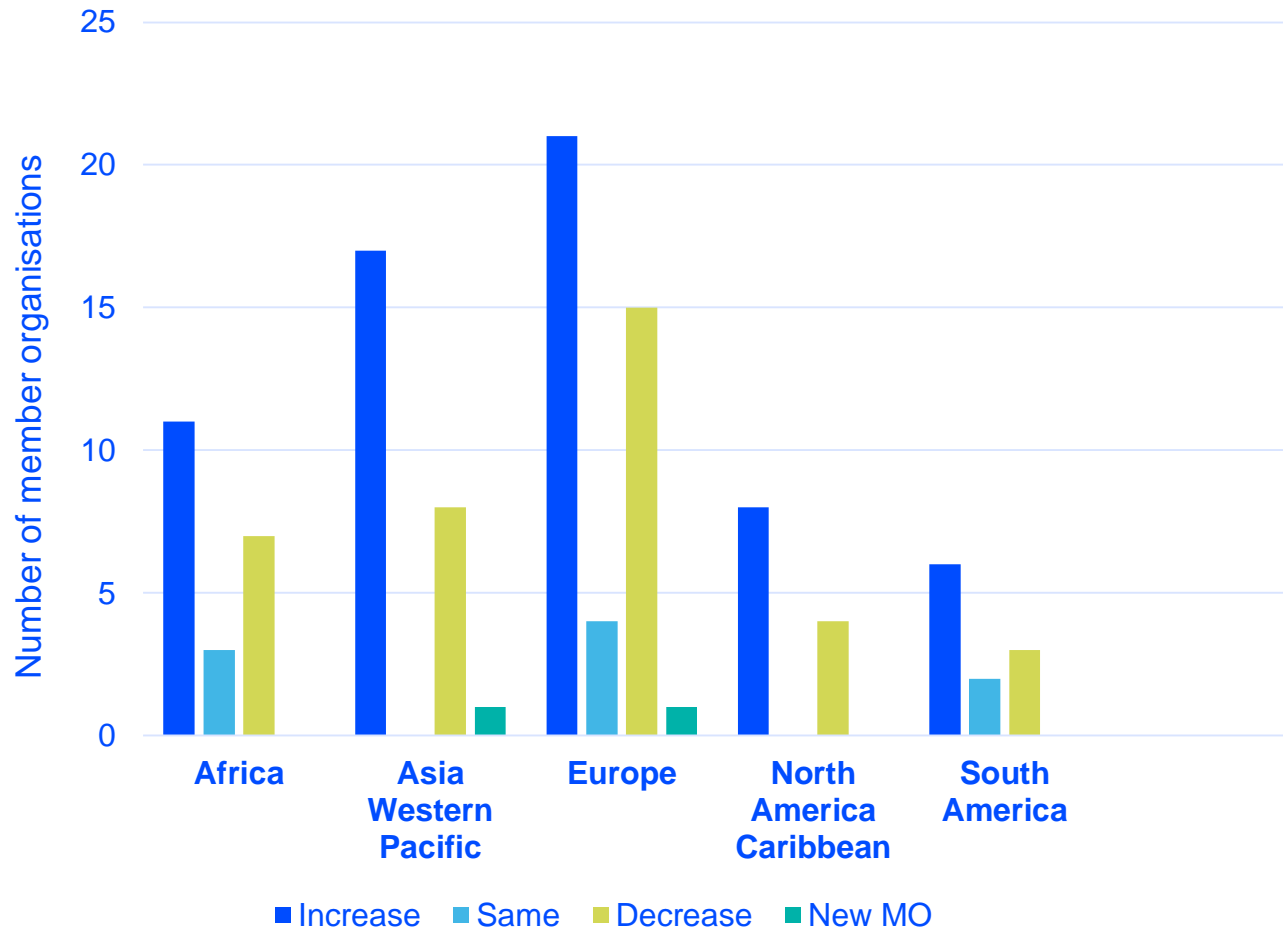
### Physiotherapists in the world




**35%** of physiotherapists in the world are members of a World Physiotherapy member organisation

The data in this page includes data from all of World Physiotherapy's 122 member organisations. Some data has also been collated from other sources available to World Physiotherapy.

Number of new member organisations and member organisations which have increased, decreased or kept the same membership in each World Physiotherapy region



In your region **51%** of member organisations have **increased their membership**



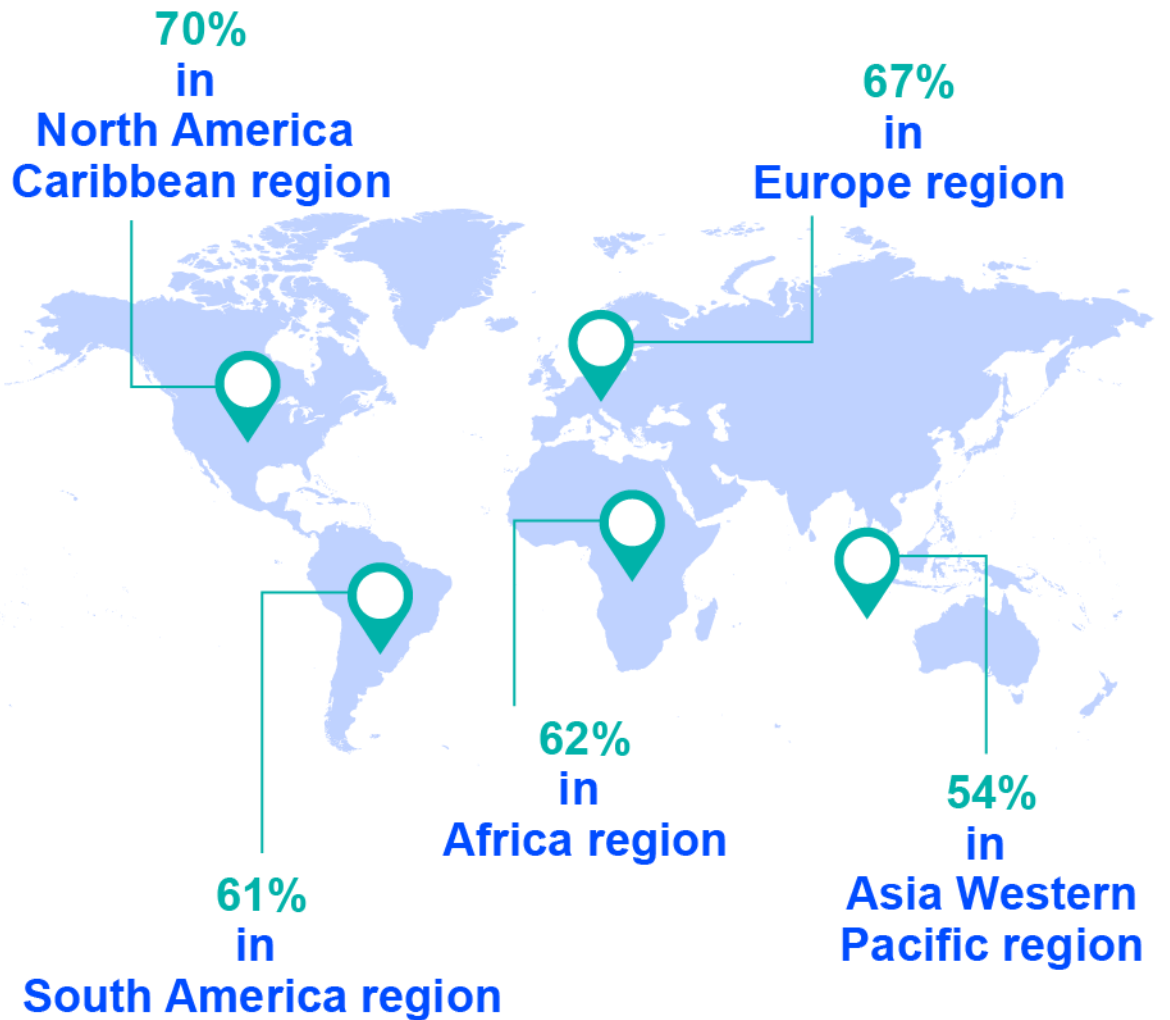
Total membership of the Europe region has **increased by 157,490 individual members**

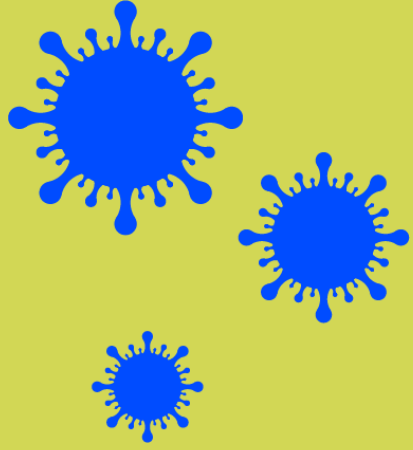


The **3 countries** with the highest % of **female** physiotherapists in your region



## PERCENTAGE OF FEMALE PHYSIOTHERAPISTS IN WORLD PHYSIOTHERAPY REGIONS





**73%**

of member organisations in the Europe region have carried out **advocacy** on behalf of their members during the COVID-19 pandemic



**90%**

of countries/territories in the region had to **stop clinical practice** at some point during the pandemic



**73%**

of countries in the Europe region reported challenges for physiotherapists **accessing PPE**

What actions did member organisations in your region take to support their members during the COVID-19 pandemic?



28

member organisations offered COVID-19 specific **online education or training**



19

member organisations facilitated access to **personal protective equipment** for physiotherapists



8

member organisations arranged **other support** for their members

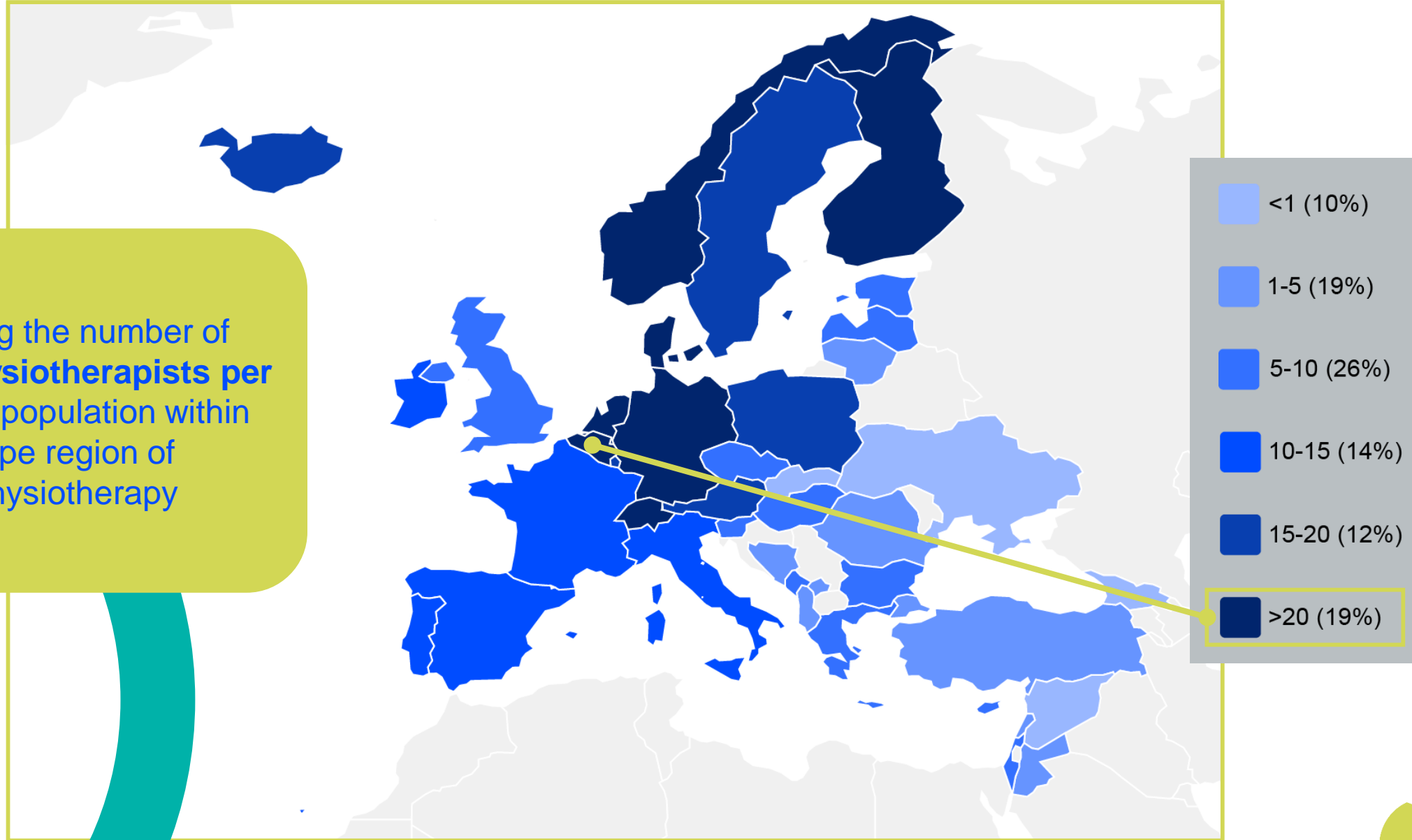
51%

of national **conferences** in the Europe region were **cancelled or postponed** due to the COVID-19 pandemic

41%

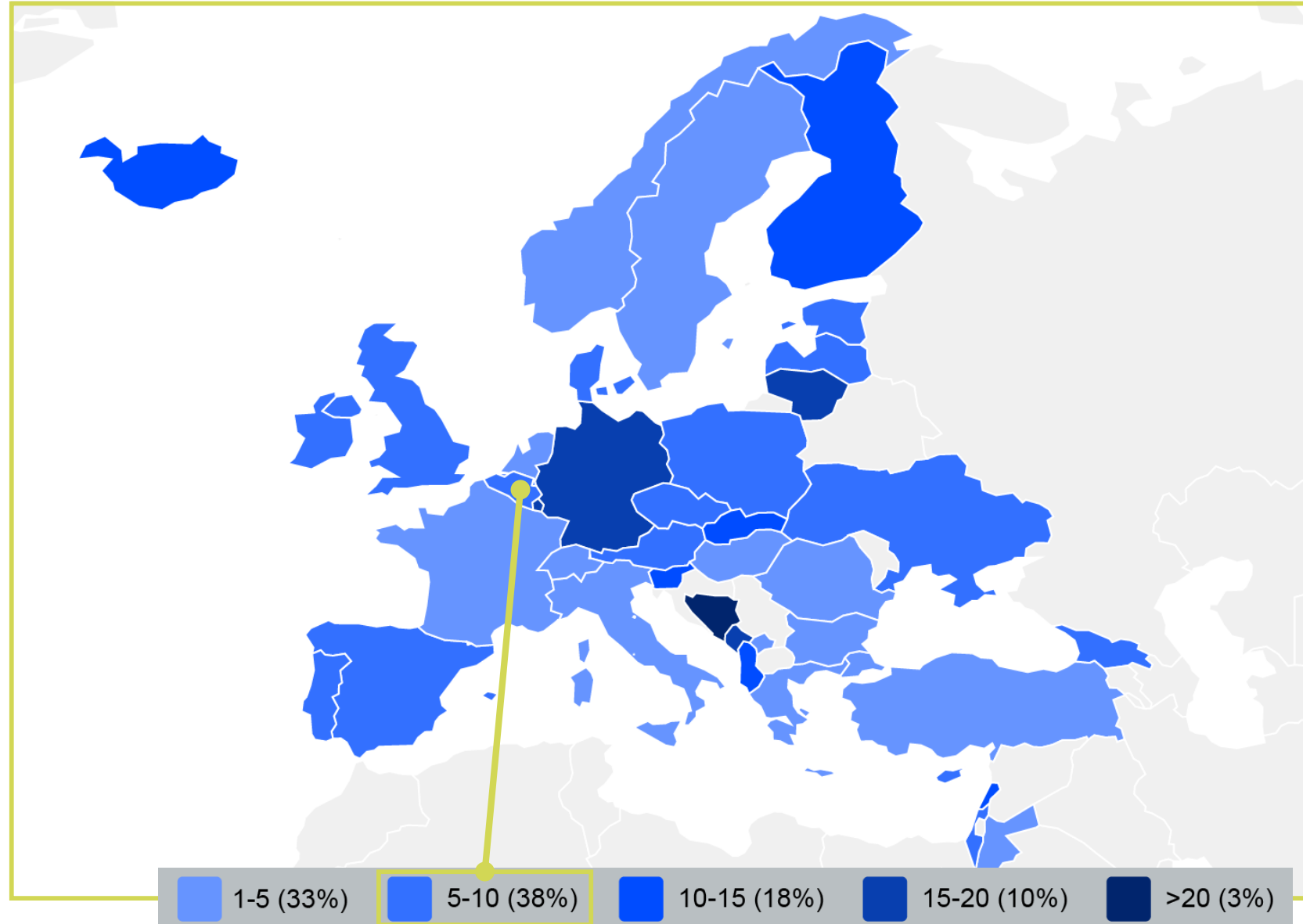
of countries in the Europe region had to **cancel or postpone continuous professional development (CPD)** activities due to the COVID-19 pandemic

Map showing the number of **practising physiotherapists per 10,000** of the population within the Europe region of World Physiotherapy



# EUROPE | ENTRY-LEVEL PROGRAMMES

NUMBER OF ENTRY LEVEL EDUCATION PROGRAMMES PER 5,000,000 POPULATION

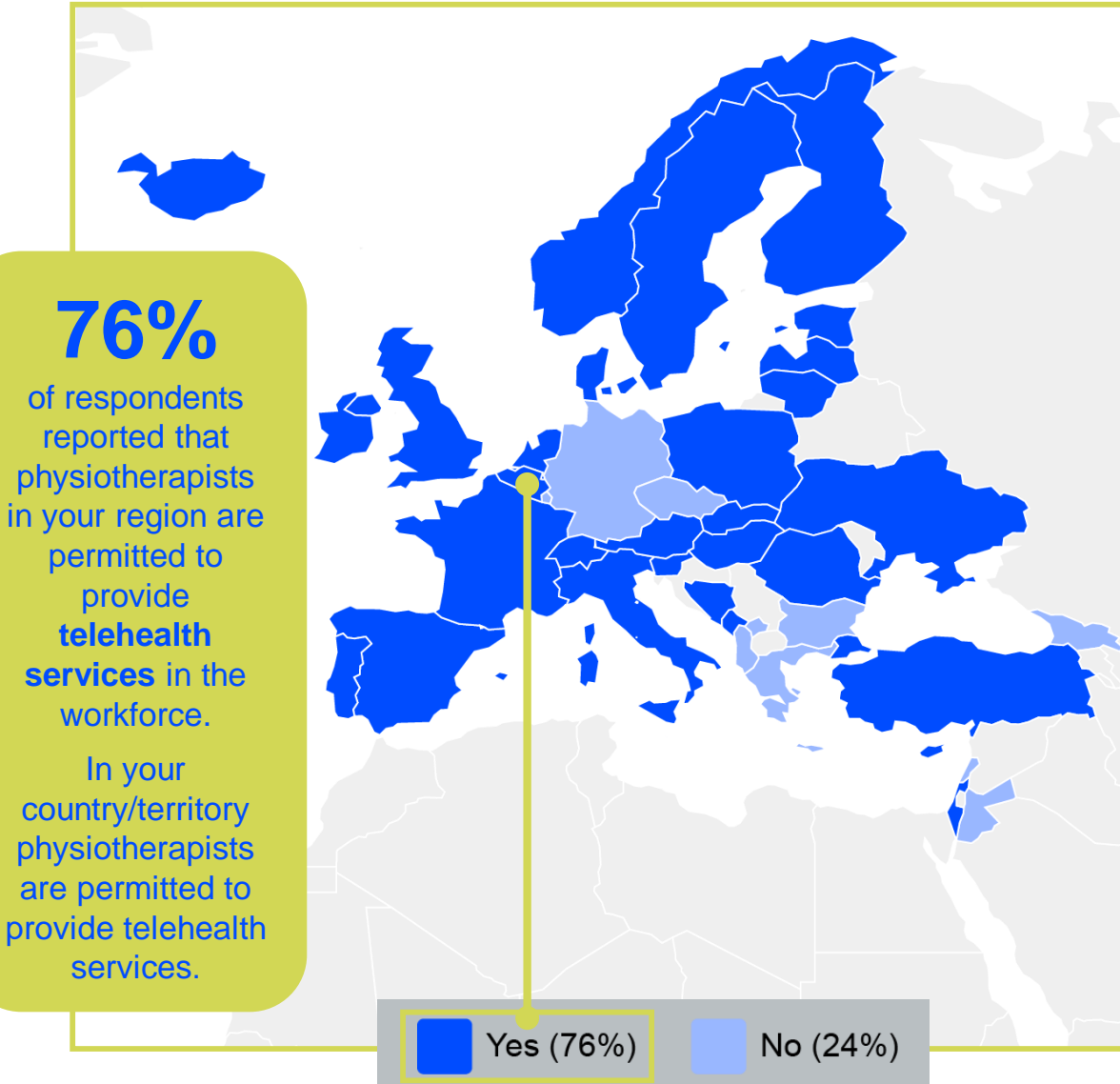


**7**  
entry-level education  
programmes in your  
country/territory per  
5 million population

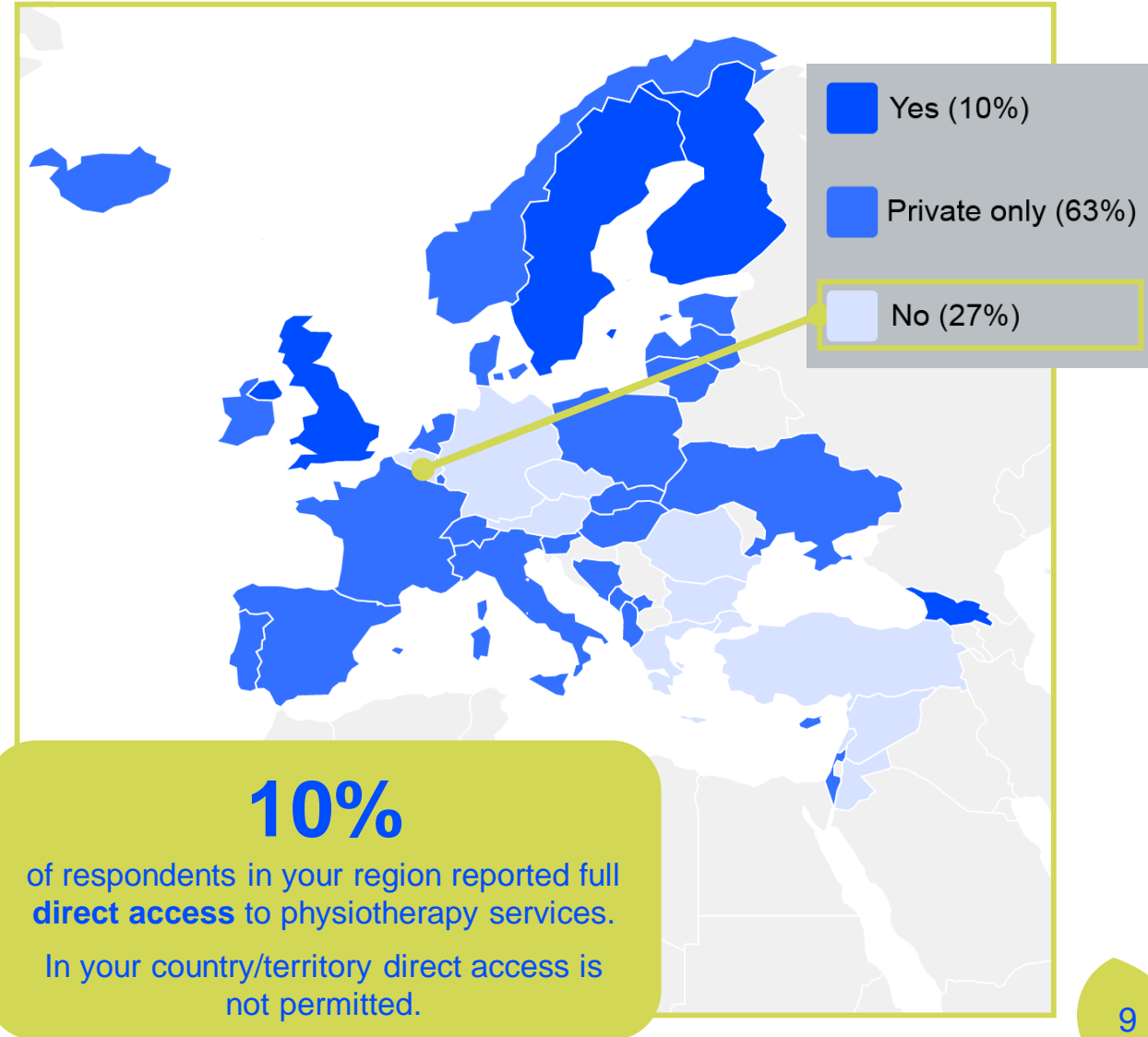
**6.9**  
is the **average** number of  
entry-level education  
programmes per  
5 million population in  
the **Europe region** of  
World Physiotherapy



## ARE PHYSIOTHERAPISTS PERMITTED TO PROVIDE TELEHEALTH SERVICES?



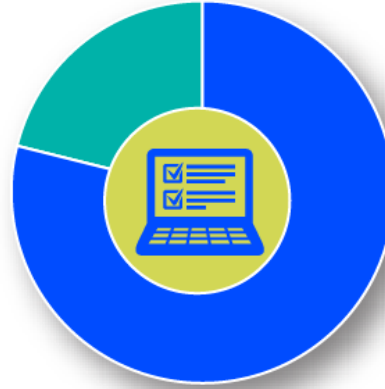
## CAN PHYSIOTHERAPISTS IN YOUR COUNTRY/TERRITORY TREAT PEOPLE WITHOUT A REFERRAL FROM A MEDICAL DOCTOR?



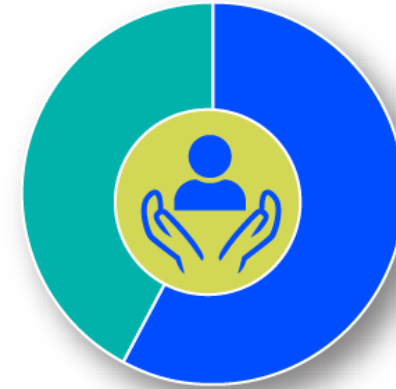
**74%** recognise special  
interest groups



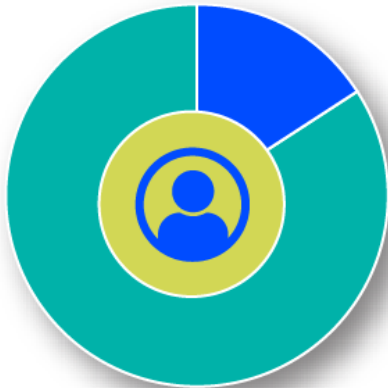
**79%** provide CPD for their  
members



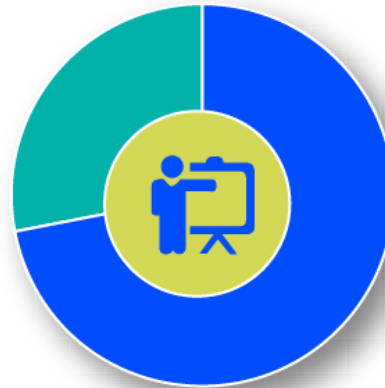
**58%** have support personnel  
to work with physiotherapists



**16%** of countries a physiotherapist has  
to be a member of our MO to practice



**71%** have  
postgraduate education



**48%** have access to  
PhD programmes



# GLOBAL | RESPONSE TO SURVEY

## WORLD PHYSIOTHERAPY MEMBER ORGANISATIONS FROM THE FOLLOWING COUNTRIES RESPONDED:

Africa Region	Asia Western Pacific Region		European Region		North America Caribbean Region	South America Region
Benin	Afghanistan	Singapore	Albania	Latvia	Bahamas	Argentina
Cameroon	Australia	Sri Lanka	Austria	Lebanon	Barbados	Bolivia
Congo (Democratic Republic)	Bangladesh	Taiwan	Belgium	Liechtenstein	Bermuda	Brazil
Ethiopia	Bhutan	Thailand	Bosnia and Herzegovina	Lithuania	Canada	Chile
Eswatini	Cambodia	United Arab Emirates	Bulgaria	Luxembourg	Guyana	Colombia
Ghana	Fiji		Cyprus	Malta	Haiti	Costa Rica
Ivory Coast	Hong Kong		Czech Republic	Montenegro	Jamaica	Ecuador
Kenya	India		Denmark	Netherlands	Panama	Mexico
Madagascar	Indonesia		Estonia	Norway	St Lucia	Peru
Malawi	Japan		France	Poland	Suriname	Uruguay
Mali	Korea (South)		Finland	Portugal	Trinidad and Tobago	Venezuela
Morocco	Kuwait		Georgia	Romania	United States	
Namibia	Macau		Germany	Slovakia		
Niger	Malaysia		Greece	Slovenia		
Nigeria	Mongolia		Hungary	Spain		
Rwanda	Myanmar		Iceland	Sweden		
Senegal	Nepal		Ireland	Switzerland		
South Africa	New Zealand		Israel	Turkey		
Togo	Papua New Guinea		Italy	Ukraine		
Uganda	Philippines		Jordan	United Kingdom		
Zimbabwe	Saudi Arabia		Kosovo			

The survey was sent to World Physiotherapy's 122 member organisations, of which 111 responded, representing a 91% response rate.



Find out more  
about  
physiotherapy  
around the world:  
[Global profiles](#)



Follow  
World Physiotherapy  
on social media  
[@WorldPhysio1951](#)



Discover World  
Physiotherapy's  
new website:  
[www.world.physio](http://www.world.physio)

## DISCLAIMER

- The data in this report is based on responses to annual surveys sent to World Physiotherapy's member organisations.
- In 2020 the annual survey was sent to 122 member organisations and 111 responded. The census date was 30 June 2020.
- Some data in this report has been collated from other sources available to World Physiotherapy.
- If you have any questions or concerns, or want to make changes to your country's data, please contact [membershipcensus@world.physio](mailto:membershipcensus@world.physio).