



**World  
Physiotherapy**

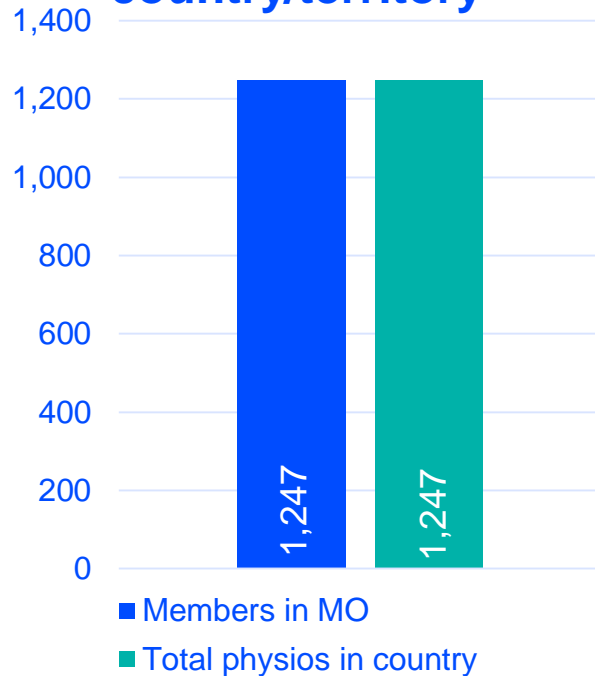
---

**ANNUAL  
MEMBERSHIP  
CENSUS**

**LEBANON**

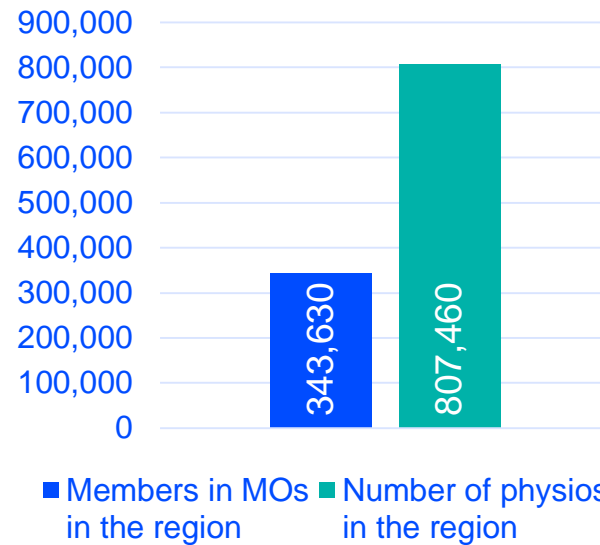
**2020**

## Physiotherapists in the country/territory



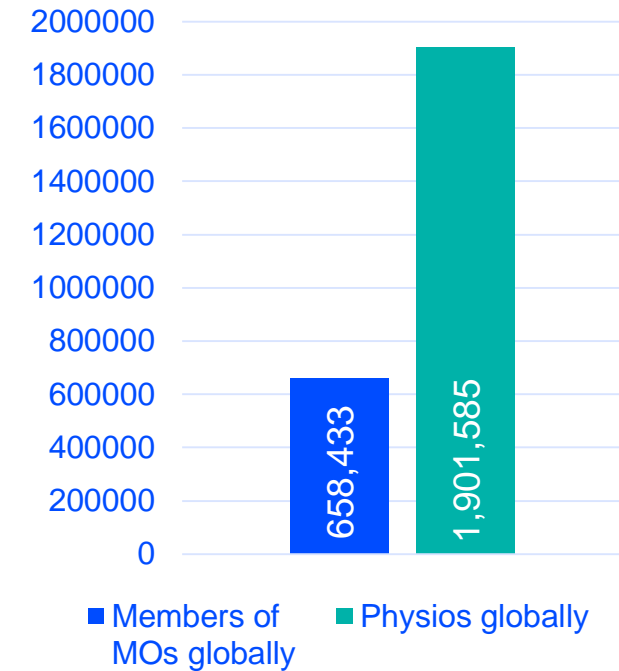
**100%** of physiotherapists in the country/territory are members of the Order of Physiotherapists in Lebanon

## Physiotherapists in the Europe region of World Physiotherapy



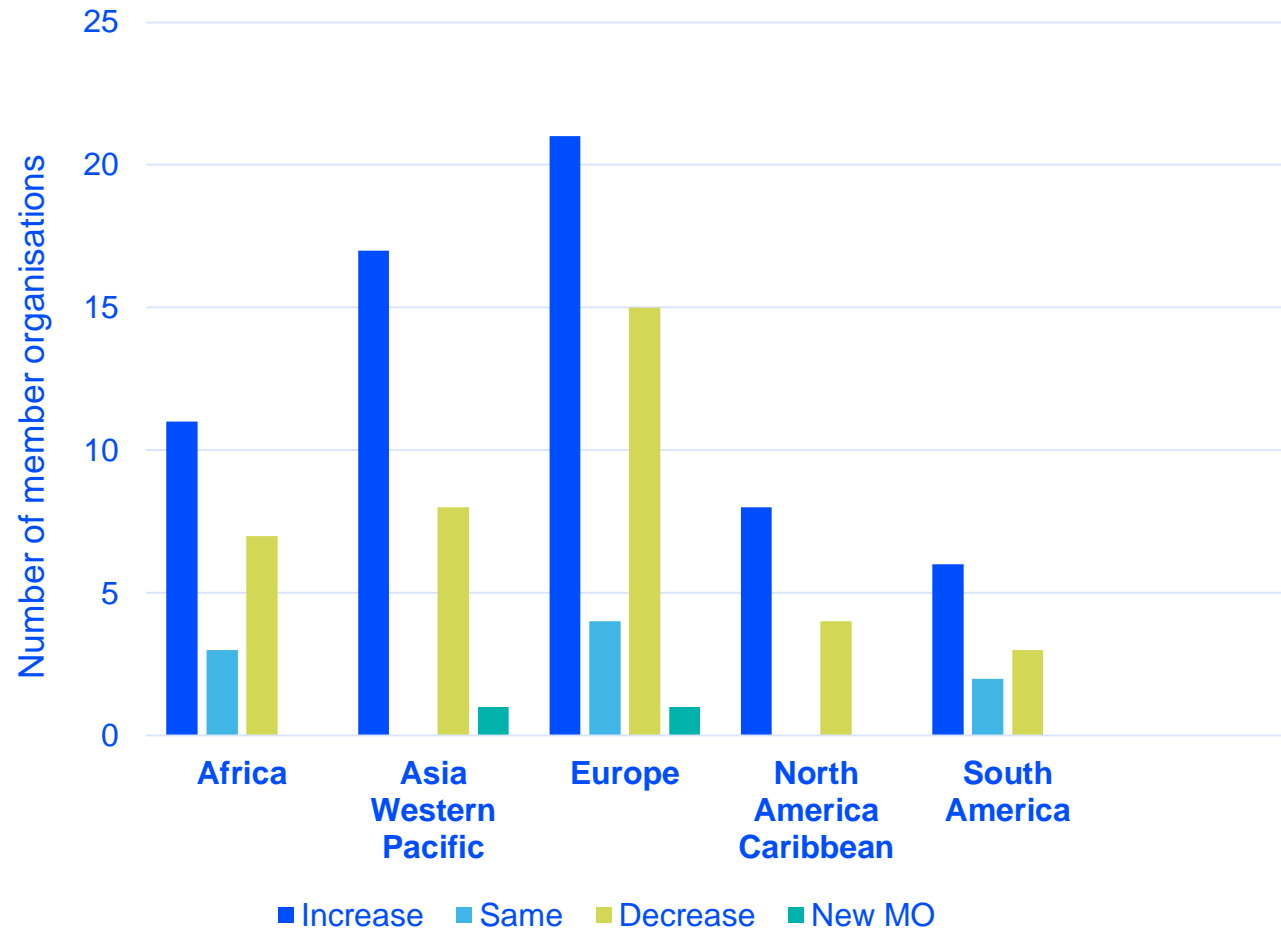
**43%** of physiotherapists in the region are members of a World Physiotherapy member organisation

## Physiotherapists in the world



**35%** of physiotherapists in the world are members of a World Physiotherapy member organisation

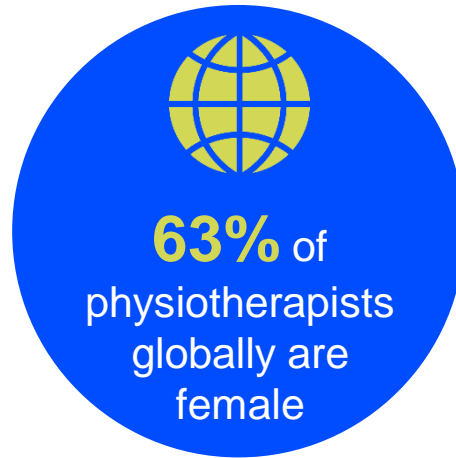
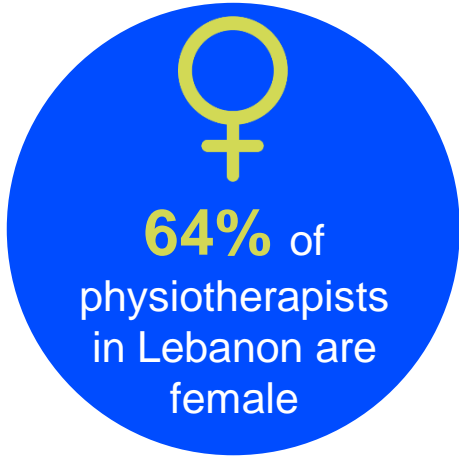
Number of new member organisations and member organisations which have increased, decreased or kept the same membership in each World Physiotherapy region



In your region **51%** of member organisations have **increased their membership**



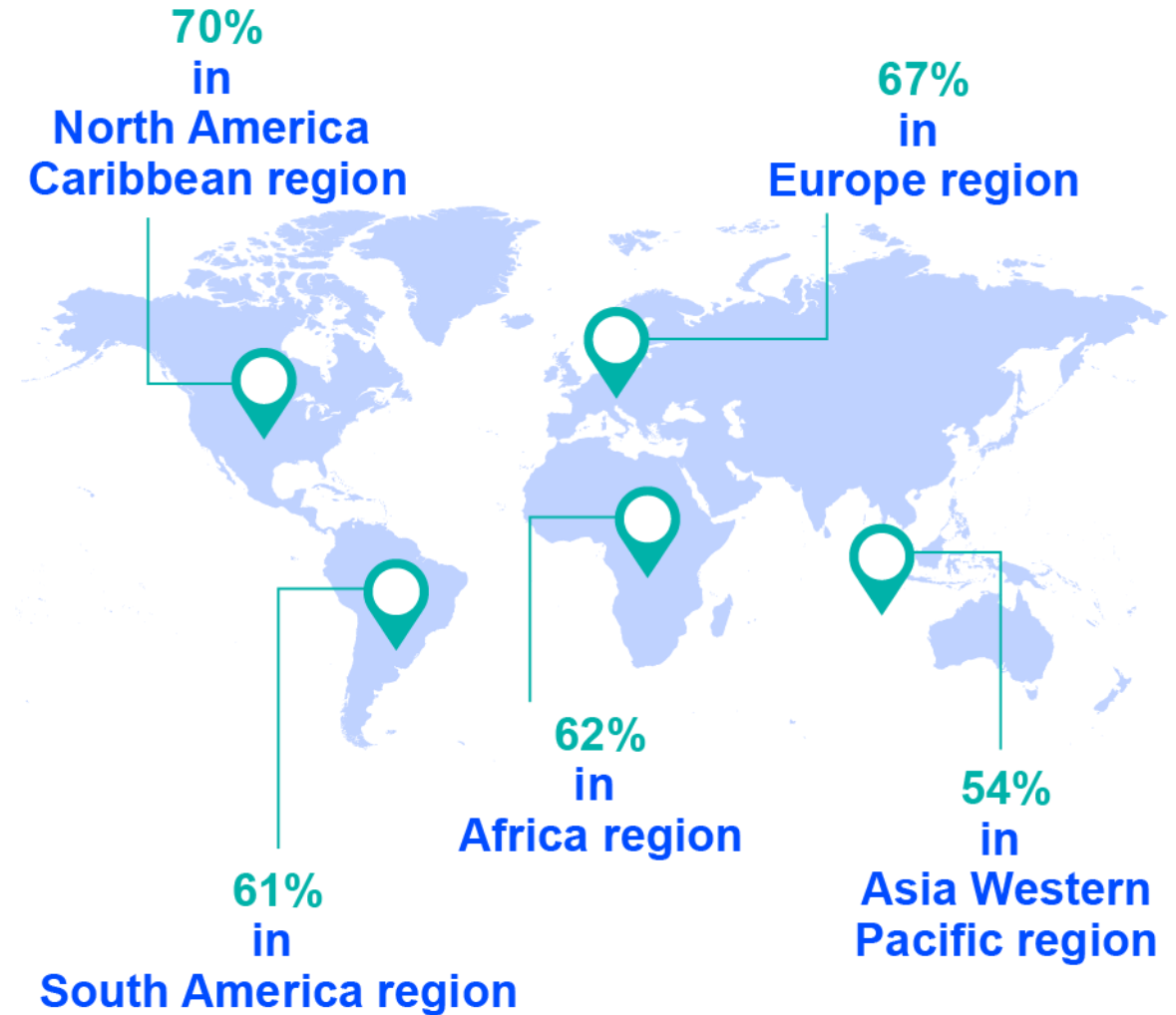
Total membership of the Europe region has **increased by 157,490 individual members**

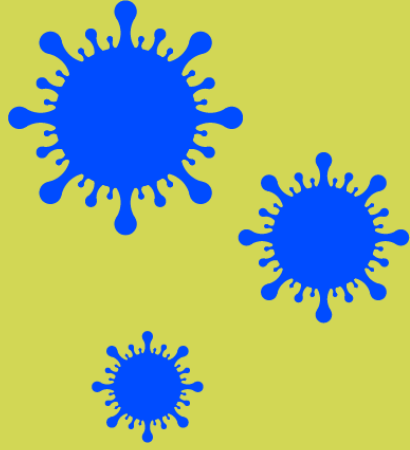


The **3 countries** with the highest % of **female** physiotherapists in your region



## PERCENTAGE OF FEMALE PHYSIOTHERAPISTS IN WORLD PHYSIOTHERAPY REGIONS





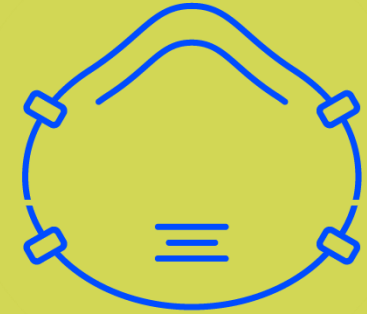
**73%**

of member organisations in the Europe region have carried out **advocacy** on behalf of their members during the COVID-19 pandemic



**90%**

of countries/territories in the region had to **stop clinical practice** at some point during the pandemic



**73%**

of countries in the Europe region reported challenges for physiotherapists **accessing PPE**

What actions did member organisations in your region take to support their members during the COVID-19 pandemic?



28

member organisations offered COVID-19 specific **online education or training**



19

member organisations facilitated access to **personal protective equipment** for physiotherapists



8

member organisations arranged **other support** for their members

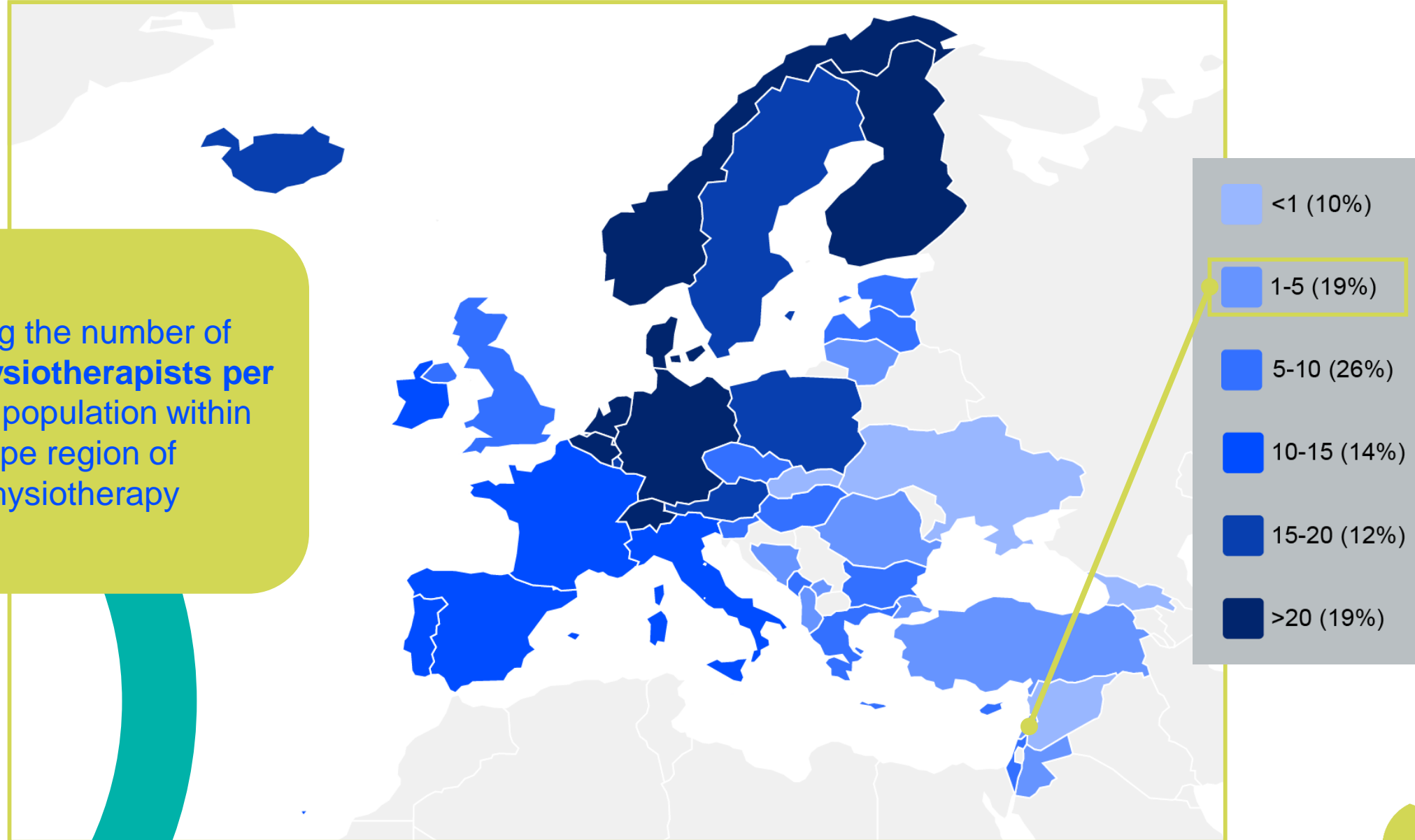
51%

of national **conferences** in the Europe region were **cancelled or postponed** due to the COVID-19 pandemic

41%

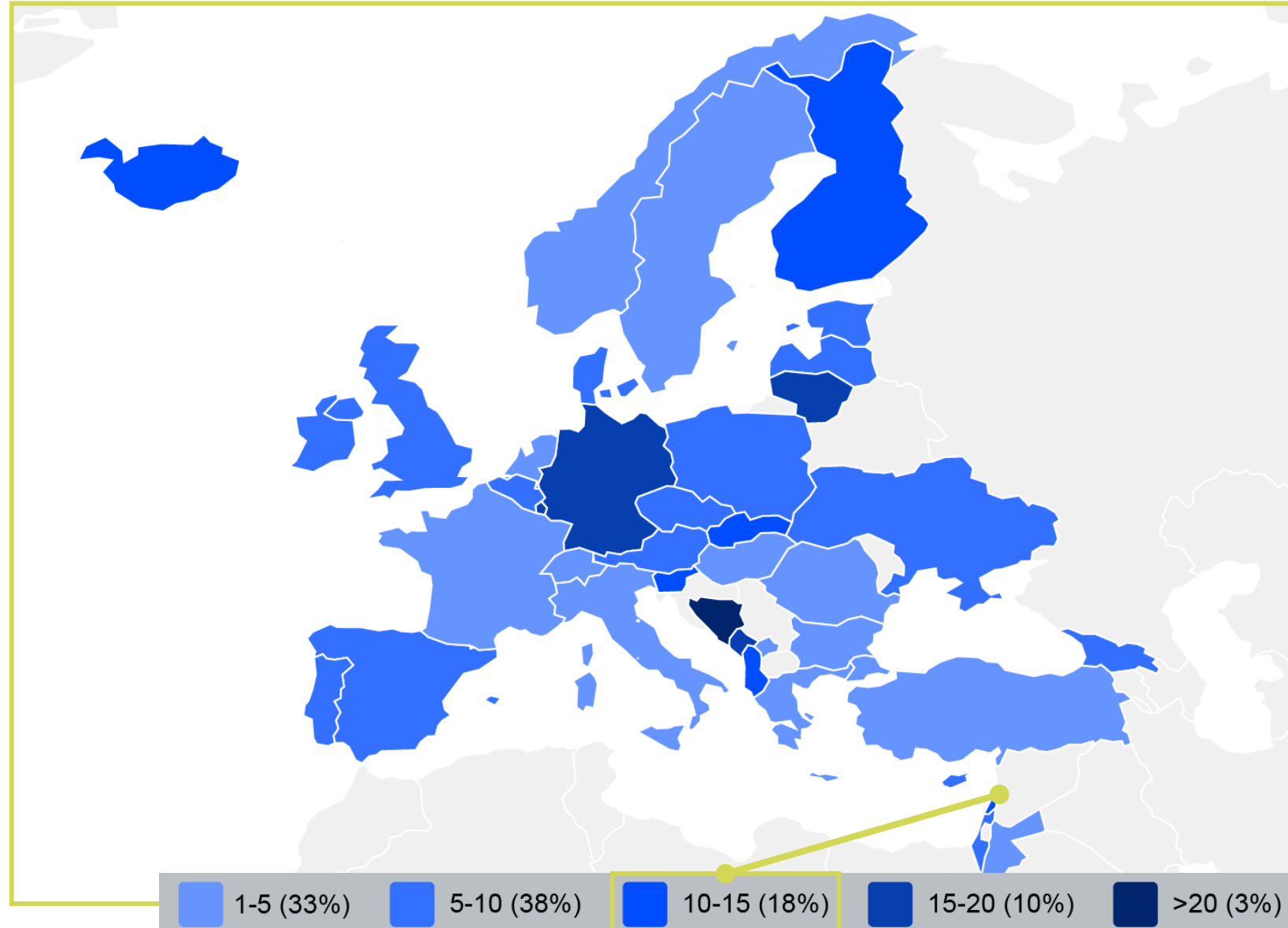
of countries in the Europe region had to **cancel or postpone continuous professional development (CPD)** activities due to the COVID-19 pandemic

Map showing the number of  
**practising physiotherapists per  
10,000** of the population within  
the Europe region of  
World Physiotherapy



# EUROPE | ENTRY-LEVEL PROGRAMMES

NUMBER OF ENTRY LEVEL EDUCATION PROGRAMMES PER 5,000,000 POPULATION



11.7

entry-level education  
programmes in your  
country/territory per  
5 million population

6.9

is the **average** number of  
entry-level education  
programmes per  
5 million population in  
the **Europe region** of  
World Physiotherapy



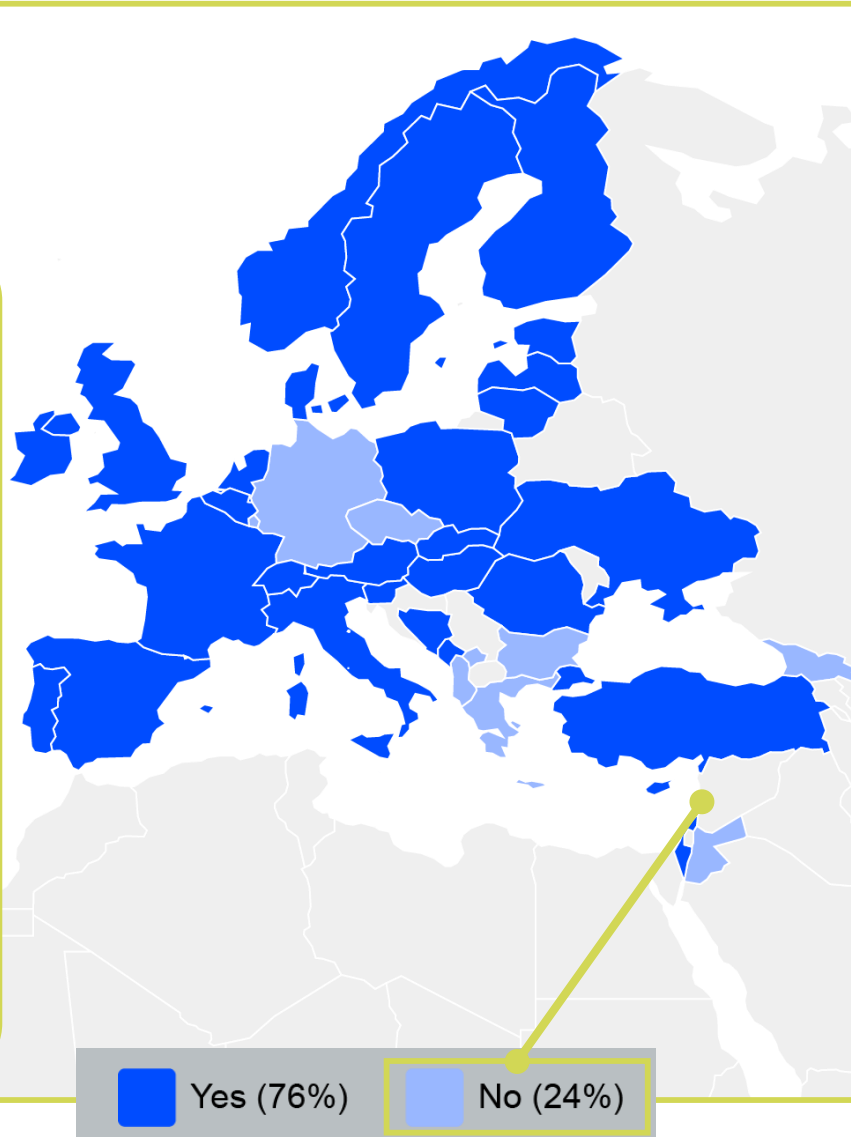
# EUROPE | PRACTICE IN YOUR REGION

ARE PHYSIOTHERAPISTS PERMITTED TO PROVIDE  
TELEHEALTH SERVICES?

76%

of respondents reported that physiotherapists in your region are permitted to provide **telehealth services** in the workforce.

In your country/territory physiotherapists are not permitted to provide telehealth services.

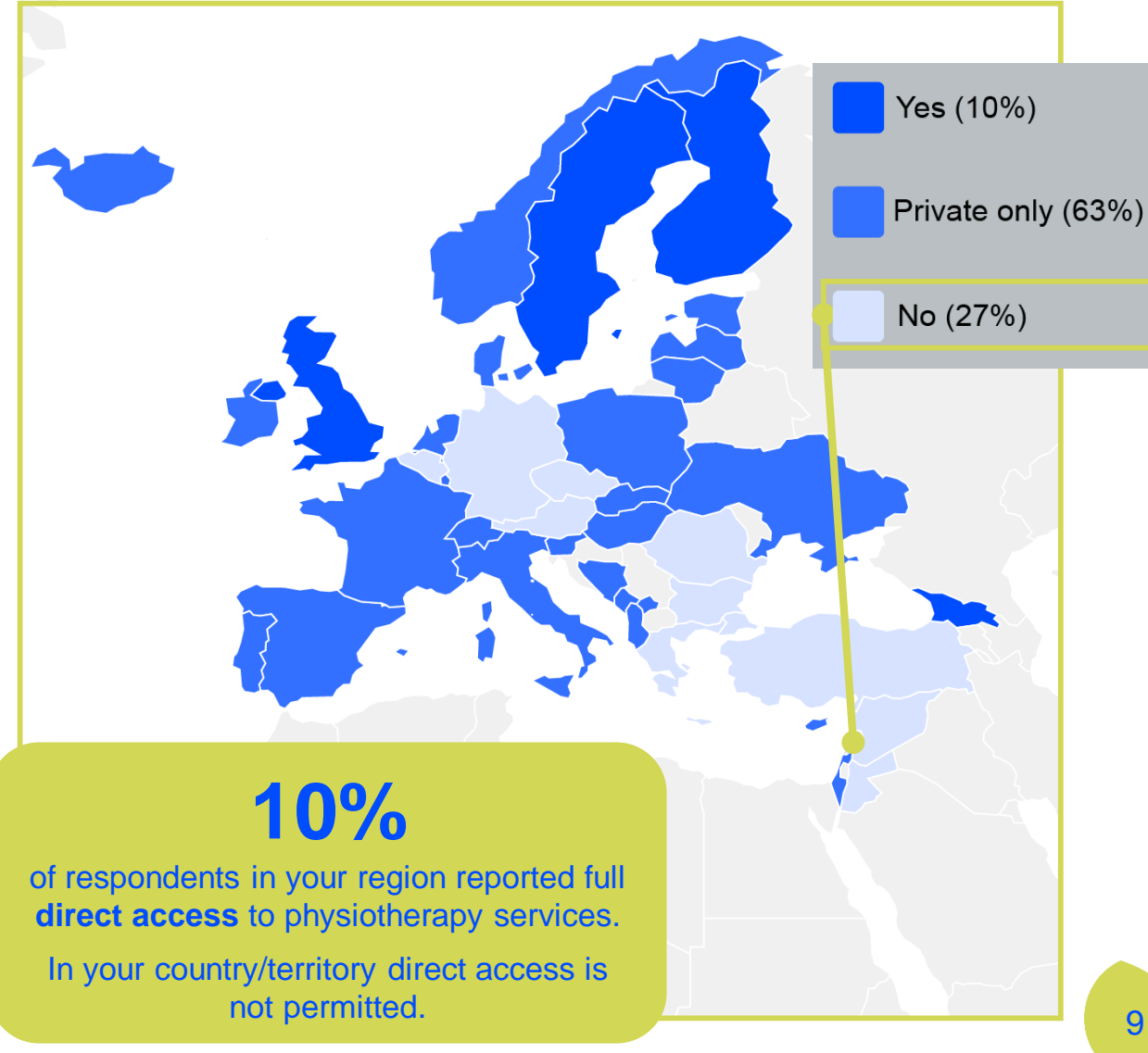


CAN PHYSIOTHERAPISTS IN YOUR COUNTRY/TERRITORY TREAT  
PEOPLE **WITHOUT A REFERRAL** FROM A MEDICAL DOCTOR?

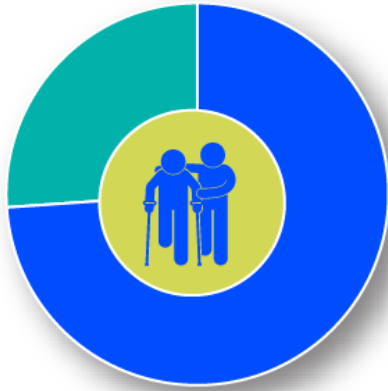
10%

of respondents in your region reported full **direct access** to physiotherapy services.

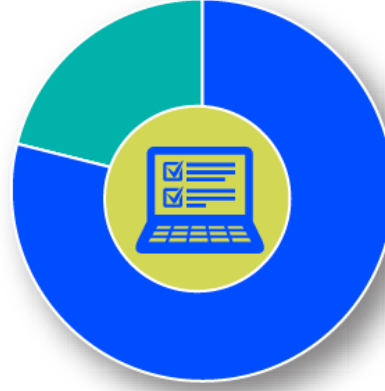
In your country/territory direct access is not permitted.



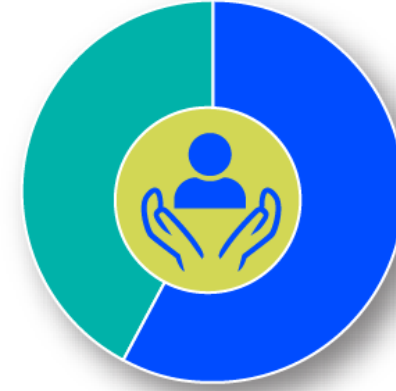
**74%** recognise special  
interest groups



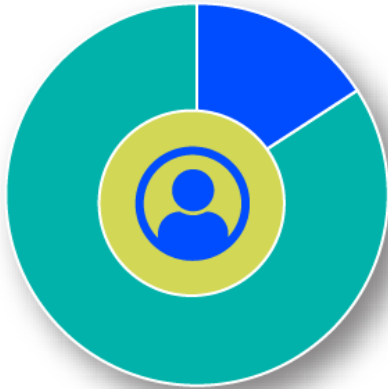
**79%** provide CPD for their  
members



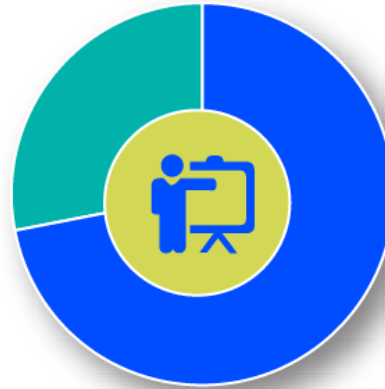
**58%** have support personnel  
to work with physiotherapists



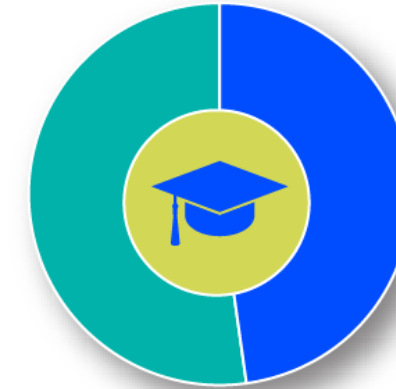
**16%** of countries a physiotherapist has  
to be a member of our MO to practice



**71%** have  
postgraduate education



**48%** have access to  
PhD programmes



## WORLD PHYSIOTHERAPY MEMBER ORGANISATIONS FROM THE FOLLOWING COUNTRIES RESPONDED:

| Africa Region               | Asia Western Pacific Region |                      | European Region        |                | North America Caribbean Region | South America Region |
|-----------------------------|-----------------------------|----------------------|------------------------|----------------|--------------------------------|----------------------|
| Benin                       | Afghanistan                 | Singapore            | Albania                | Latvia         | Bahamas                        | Argentina            |
| Cameroon                    | Australia                   | Sri Lanka            | Austria                | Lebanon        | Barbados                       | Bolivia              |
| Congo (Democratic Republic) | Bangladesh                  | Taiwan               | Belgium                | Liechtenstein  | Bermuda                        | Brazil               |
| Ethiopia                    | Bhutan                      | Thailand             | Bosnia and Herzegovina | Lithuania      | Canada                         | Chile                |
| Eswatini                    | Cambodia                    | United Arab Emirates | Bulgaria               | Luxembourg     | Guyana                         | Colombia             |
| Ghana                       | Fiji                        |                      | Cyprus                 | Malta          | Haiti                          | Costa Rica           |
| Ivory Coast                 | Hong Kong                   |                      | Czech Republic         | Montenegro     | Jamaica                        | Ecuador              |
| Kenya                       | India                       |                      | Denmark                | Netherlands    | Panama                         | Mexico               |
| Madagascar                  | Indonesia                   |                      | Estonia                | Norway         | St Lucia                       | Peru                 |
| Malawi                      | Japan                       |                      | France                 | Poland         | Suriname                       | Uruguay              |
| Mali                        | Korea (South)               |                      | Finland                | Portugal       | Trinidad and Tobago            | Venezuela            |
| Morocco                     | Kuwait                      |                      | Georgia                | Romania        | United States                  |                      |
| Namibia                     | Macau                       |                      | Germany                | Slovakia       |                                |                      |
| Niger                       | Malaysia                    |                      | Greece                 | Slovenia       |                                |                      |
| Nigeria                     | Mongolia                    |                      | Hungary                | Spain          |                                |                      |
| Rwanda                      | Myanmar                     |                      | Iceland                | Sweden         |                                |                      |
| Senegal                     | Nepal                       |                      | Ireland                | Switzerland    |                                |                      |
| South Africa                | New Zealand                 |                      | Israel                 | Turkey         |                                |                      |
| Togo                        | Papua New Guinea            |                      | Italy                  | Ukraine        |                                |                      |
| Uganda                      | Philippines                 |                      | Jordan                 | United Kingdom |                                |                      |
| Zimbabwe                    | Saudi Arabia                |                      | Kosovo                 |                |                                |                      |

The survey was sent to World Physiotherapy's 122 member organisations, of which 111 responded, representing a 91% response rate.



Find out more  
about  
physiotherapy  
around the world:  
[Global profiles](#)



Follow  
World Physiotherapy  
on social media  
[@WorldPhysio1951](#)



Discover World  
Physiotherapy's  
new website:  
[www.world.physio](#)

## DISCLAIMER

- The data in this report is based on responses to annual surveys sent to World Physiotherapy's member organisations.
- In 2020 the annual survey was sent to 122 member organisations and 111 responded. The census date was 30 June 2020.
- Some data in this report has been collated from other sources available to World Physiotherapy.
- If you have any questions or concerns, or want to make changes to your country's data, please contact [membershipcensus@world.physio](mailto:membershipcensus@world.physio).