



**World  
Physiotherapy**

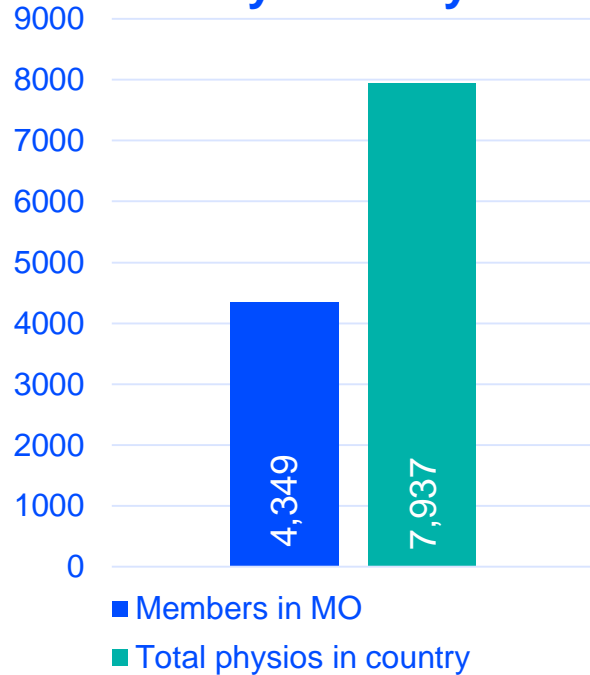
**SOUTH  
AFRICA**

---

**ANNUAL  
MEMBERSHIP  
CENSUS**

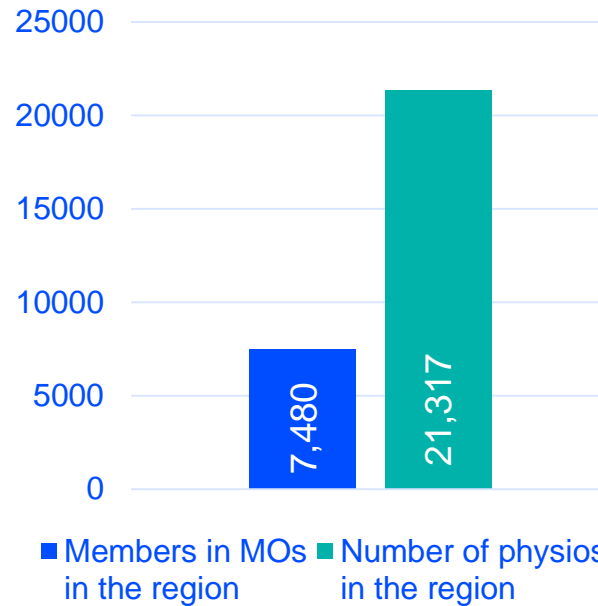
**2020**

## Physiotherapists in the country/territory



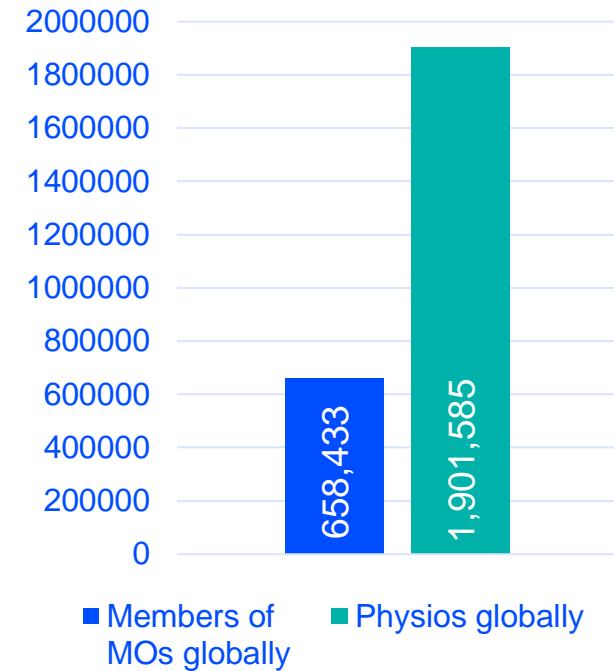
**55%** of physiotherapists in the country/territory are members of the South African Society of Physiotherapy

## Physiotherapists in the Africa region of World Physiotherapy



**35%** of physiotherapists in the region are members of a World Physiotherapy member organisation

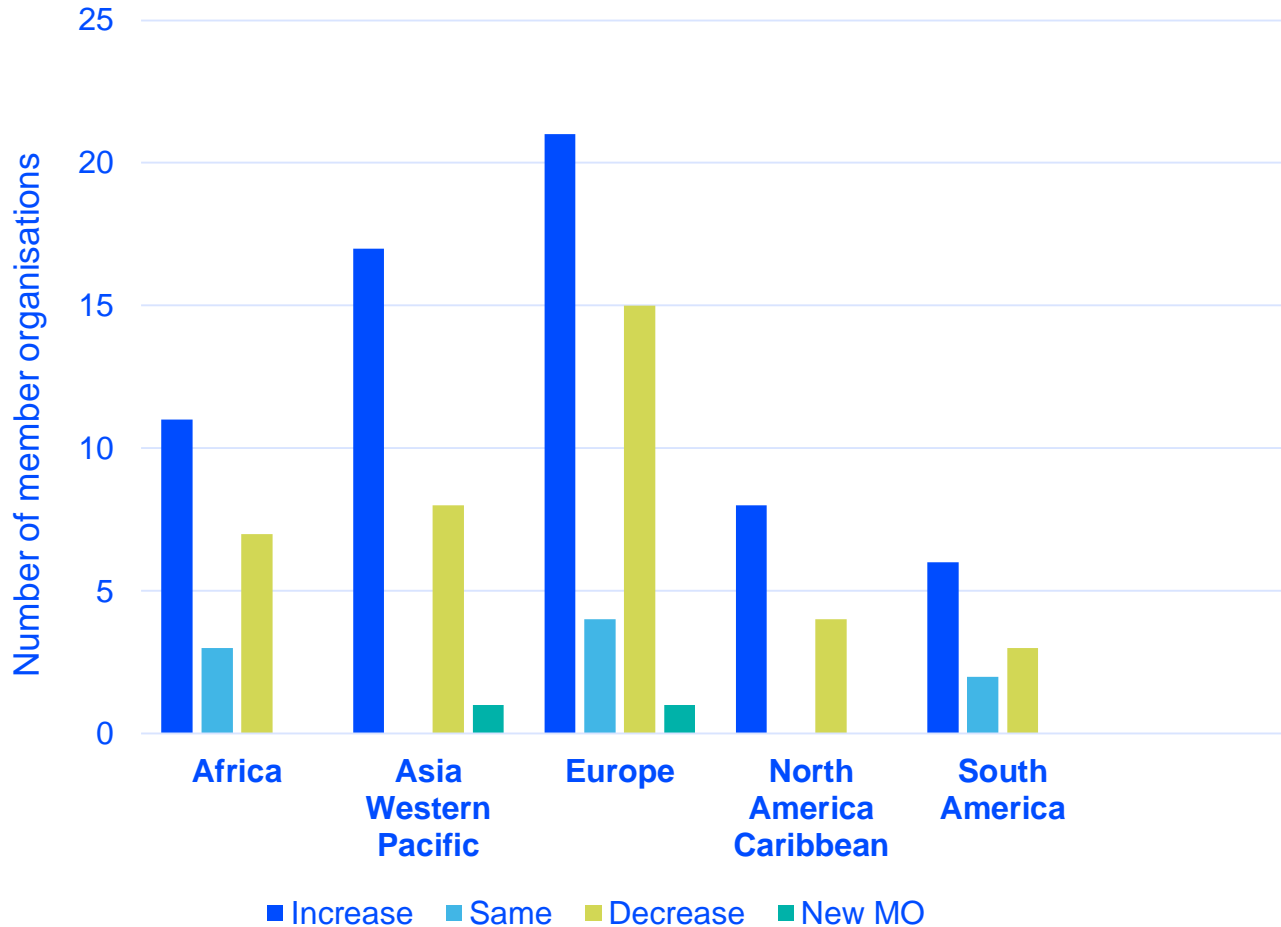
## Physiotherapists in the world




**35%** of physiotherapists in the world are members of a World Physiotherapy member organisation

The data in this page includes data from all of World Physiotherapy's 122 member organisations. Some data has also been collated from other sources available to World Physiotherapy.

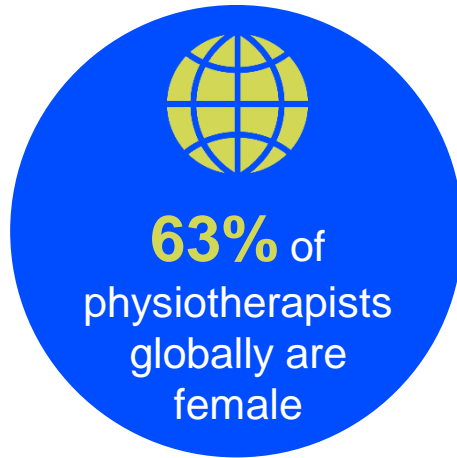
Number of new member organisations and member organisations which have increased, decreased or kept the same membership in each World Physiotherapy region



In your region **52%** of member organisations have **increased their membership**



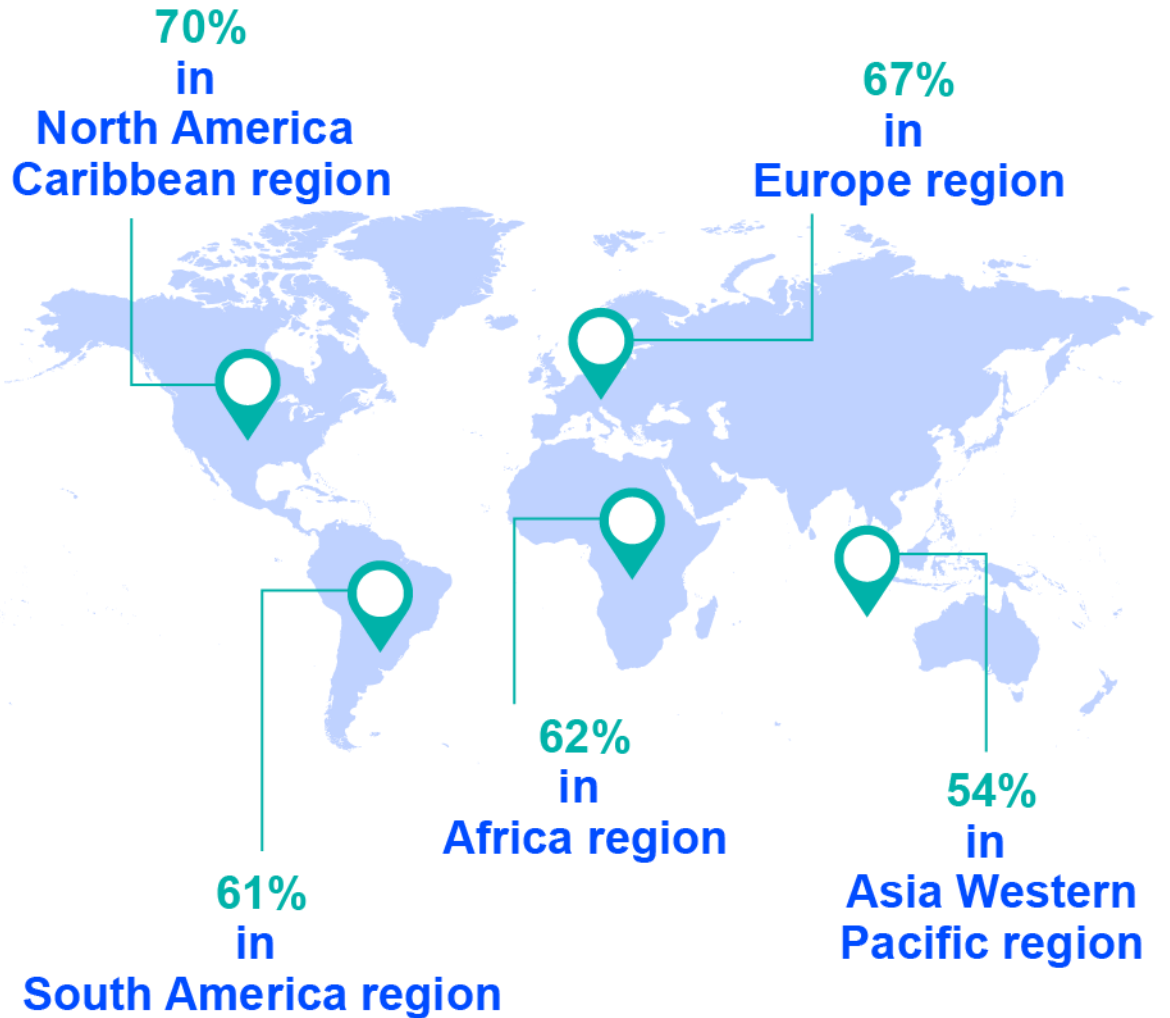
Total membership of the Africa region has **decreased by 227 individual members**

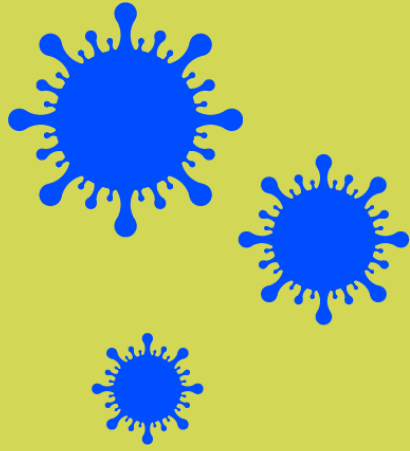


The **3 countries** with the highest % of **female** physiotherapists in your region



## PERCENTAGE OF FEMALE PHYSIOTHERAPISTS IN WORLD PHYSIOTHERAPY REGIONS





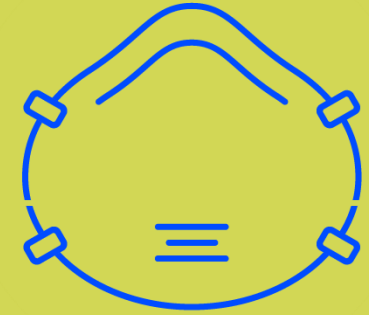
**76%**

of member organisations in the Africa region have carried out **advocacy** on behalf of their members during the COVID-19 pandemic



**71%**

of countries/territories in the region had to **stop clinical practice** at some point during the pandemic



**86%**

of countries in the Africa region reported challenges for physiotherapists **accessing PPE**

What actions did member organisations in your region take to support their members during the COVID-19 pandemic?



12

member organisations offered COVID-19 specific **online education or training**



8

member organisations facilitated access to **personal protective equipment** for physiotherapists



4

member organisations arranged **other support** for their members

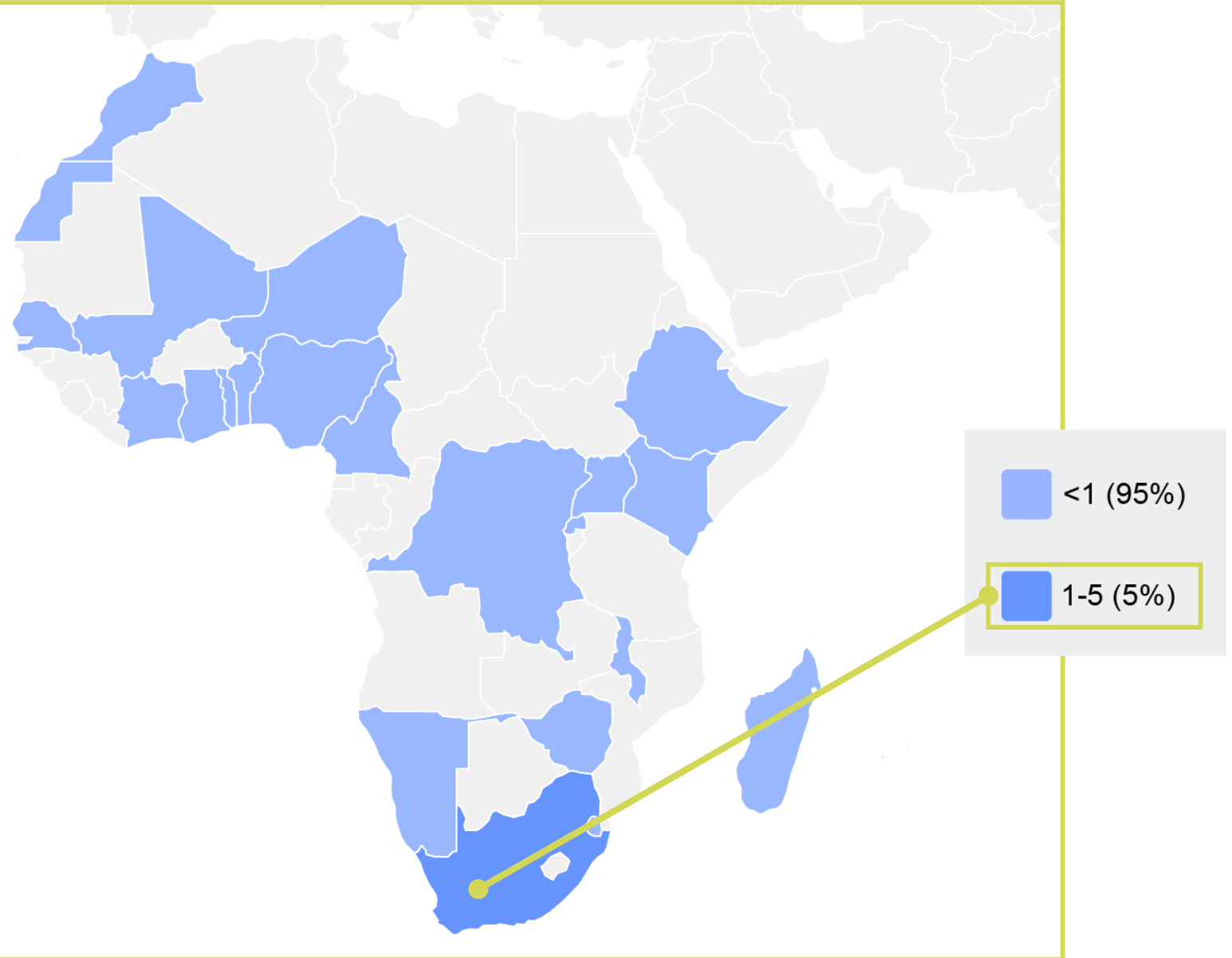
48%

of national **conferences** in the Africa region were **cancelled or postponed** due to the COVID-19 pandemic

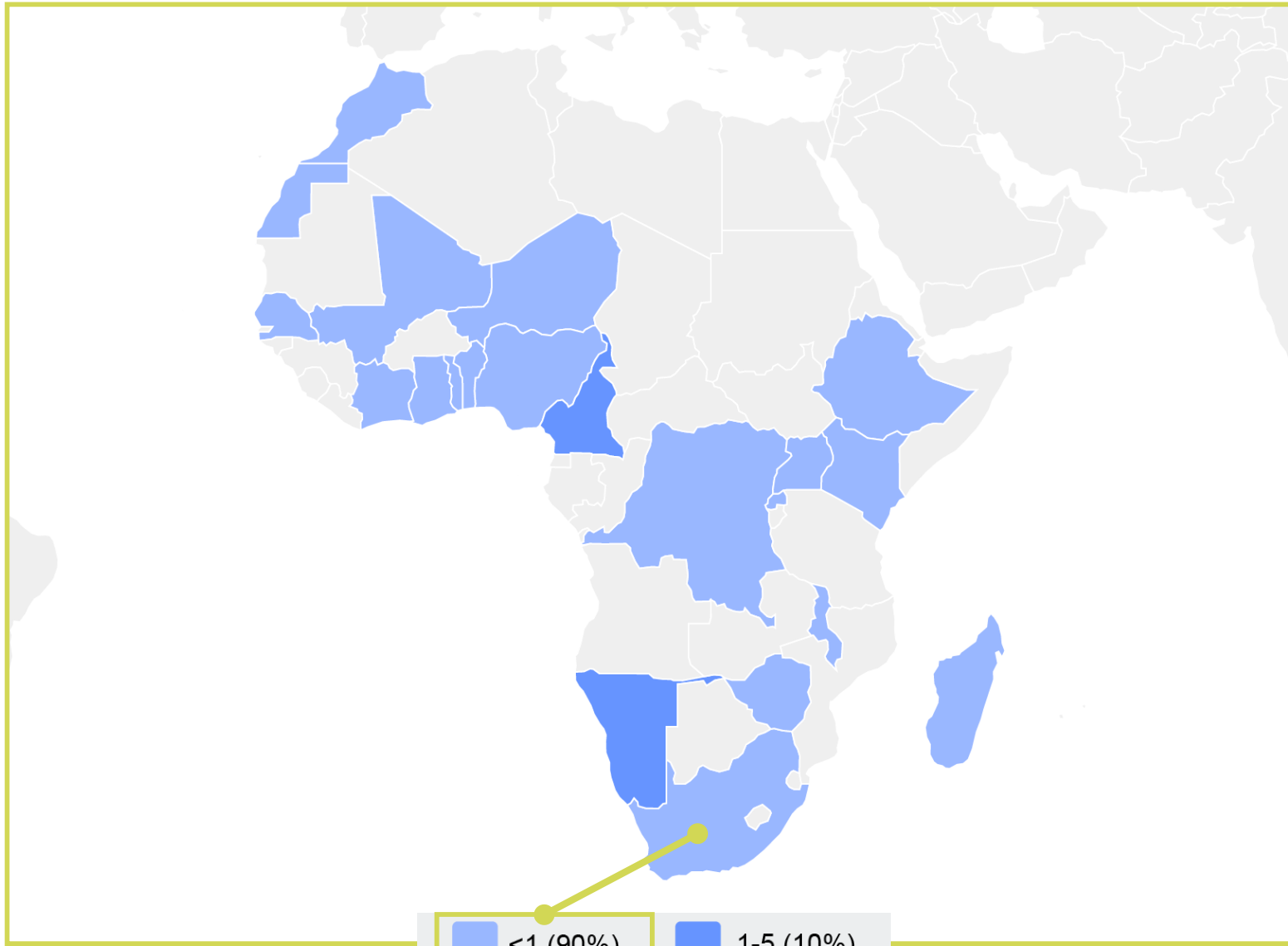
52%

of countries in the Africa region had to **cancel or postpone continuous professional development (CPD)** activities due to the COVID-19 pandemic

Map showing the number of **practising physiotherapists per 10,000** of the population within the Africa region of World Physiotherapy




NUMBER OF ENTRY LEVEL EDUCATION PROGRAMMES PER 5,000,000 POPULATION



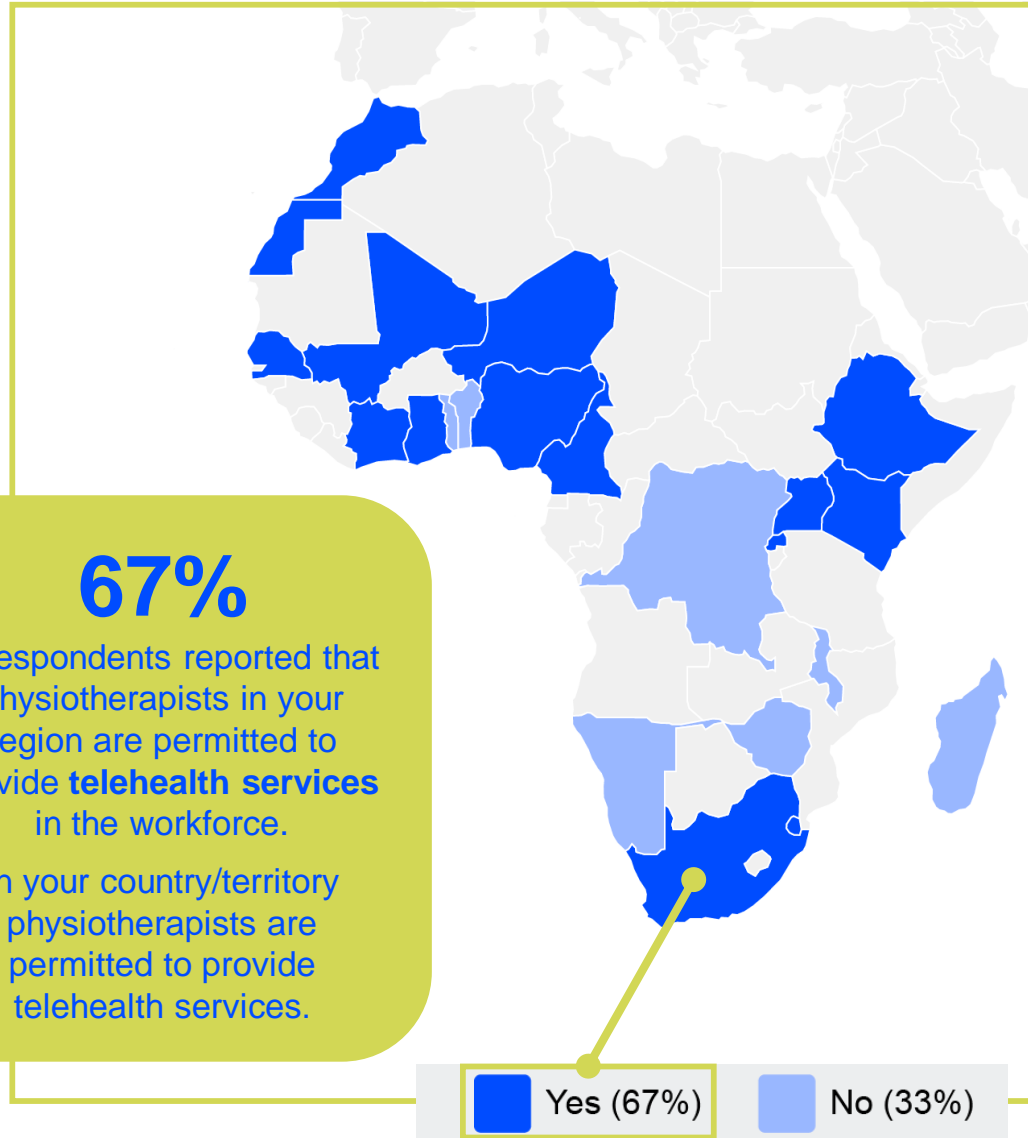
**0.7**  
entry-level education programmes in your country/territory per 5 million population

**0.5**  
is the **average** number of entry-level education programmes per 5 million population in the **Africa region** of World Physiotherapy





## ARE PHYSIOTHERAPISTS PERMITTED TO PROVIDE TELEHEALTH SERVICES?

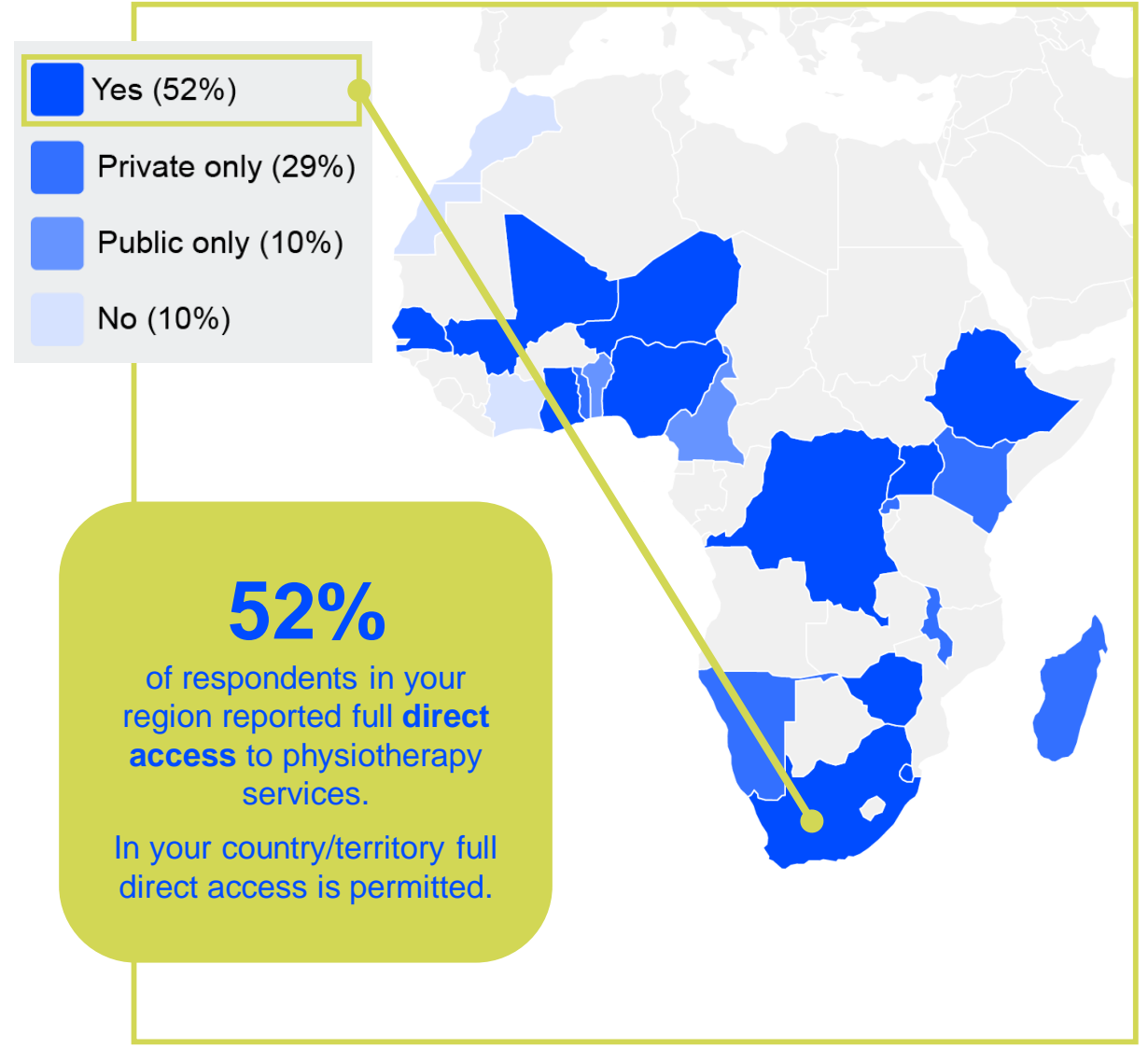


**67%**

of respondents reported that physiotherapists in your region are permitted to provide **telehealth services** in the workforce.

In your country/territory physiotherapists are permitted to provide telehealth services.

## CAN PHYSIOTHERAPISTS IN YOUR COUNTRY/TERRITORY TREAT PEOPLE WITHOUT A REFERRAL FROM A MEDICAL DOCTOR?

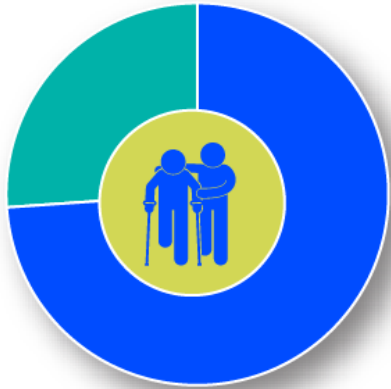


**52%**

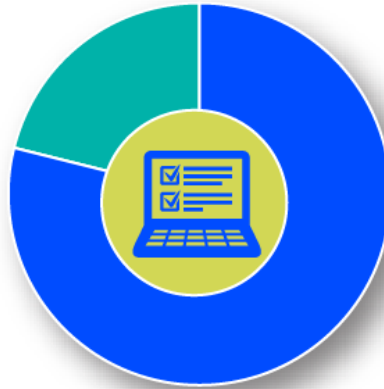
of respondents in your region reported full **direct access** to physiotherapy services.

In your country/territory full direct access is permitted.

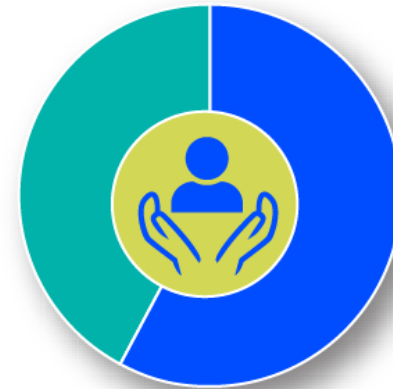
**74%** recognise special interest groups



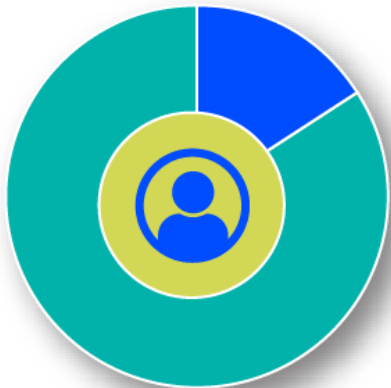
**79%** provide CPD for their members



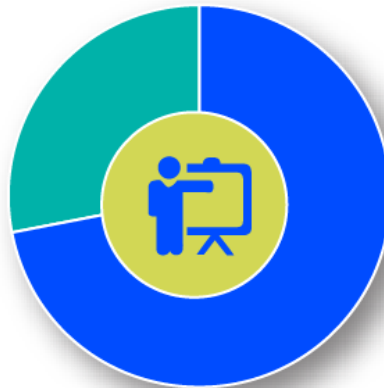
**58%** have support personnel to work with physiotherapists



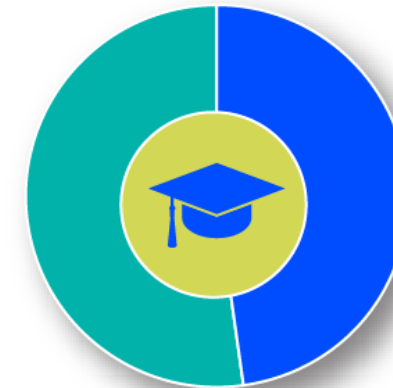
**16%** of countries a physiotherapist has to be a member of our MO to practice



**71%** have postgraduate education



**48%** have access to PhD programmes



# GLOBAL | RESPONSE TO SURVEY

## WORLD PHYSIOTHERAPY MEMBER ORGANISATIONS FROM THE FOLLOWING COUNTRIES RESPONDED:

| Africa Region               | Asia Western Pacific Region |                      | European Region        |                | North America Caribbean Region | South America Region |
|-----------------------------|-----------------------------|----------------------|------------------------|----------------|--------------------------------|----------------------|
| Benin                       | Afghanistan                 | Singapore            | Albania                | Latvia         | Bahamas                        | Argentina            |
| Cameroon                    | Australia                   | Sri Lanka            | Austria                | Lebanon        | Barbados                       | Bolivia              |
| Congo (Democratic Republic) | Bangladesh                  | Taiwan               | Belgium                | Liechtenstein  | Bermuda                        | Brazil               |
| Ethiopia                    | Bhutan                      | Thailand             | Bosnia and Herzegovina | Lithuania      | Canada                         | Chile                |
| Eswatini                    | Cambodia                    | United Arab Emirates | Bulgaria               | Luxembourg     | Guyana                         | Colombia             |
| Ghana                       | Fiji                        |                      | Cyprus                 | Malta          | Haiti                          | Costa Rica           |
| Ivory Coast                 | Hong Kong                   |                      | Czech Republic         | Montenegro     | Jamaica                        | Ecuador              |
| Kenya                       | India                       |                      | Denmark                | Netherlands    | Panama                         | Mexico               |
| Madagascar                  | Indonesia                   |                      | Estonia                | Norway         | St Lucia                       | Peru                 |
| Malawi                      | Japan                       |                      | France                 | Poland         | Suriname                       | Uruguay              |
| Mali                        | Korea (South)               |                      | Finland                | Portugal       | Trinidad and Tobago            | Venezuela            |
| Morocco                     | Kuwait                      |                      | Georgia                | Romania        | United States                  |                      |
| Namibia                     | Macau                       |                      | Germany                | Slovakia       |                                |                      |
| Niger                       | Malaysia                    |                      | Greece                 | Slovenia       |                                |                      |
| Nigeria                     | Mongolia                    |                      | Hungary                | Spain          |                                |                      |
| Rwanda                      | Myanmar                     |                      | Iceland                | Sweden         |                                |                      |
| Senegal                     | Nepal                       |                      | Ireland                | Switzerland    |                                |                      |
| South Africa                | New Zealand                 |                      | Israel                 | Turkey         |                                |                      |
| Togo                        | Papua New Guinea            |                      | Italy                  | Ukraine        |                                |                      |
| Uganda                      | Philippines                 |                      | Jordan                 | United Kingdom |                                |                      |
| Zimbabwe                    | Saudi Arabia                |                      | Kosovo                 |                |                                |                      |

The survey was sent to World Physiotherapy's 122 member organisations, of which 111 responded, representing a 91% response rate.



Find out more  
about  
physiotherapy  
around the world:  
[Global profiles](#)



Follow  
World Physiotherapy  
on social media  
[@WorldPhysio1951](#)



Discover World  
Physiotherapy's  
new website:  
[www.world.physio](http://www.world.physio)

## DISCLAIMER

- The data in this report is based on responses to annual surveys sent to World Physiotherapy's member organisations.
- In 2020 the annual survey was sent to 122 member organisations and 111 responded. The census date was 30 June 2020.
- Some data in this report has been collated from other sources available to World Physiotherapy.
- If you have any questions or concerns, or want to make changes to your country's data, please contact [membershipcensus@world.physio](mailto:membershipcensus@world.physio).