



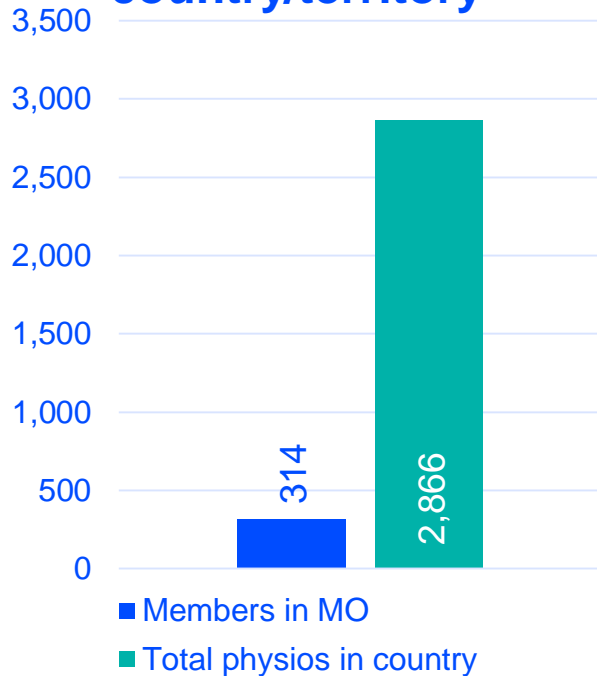
**World
Physiotherapy**

**UNITED ARAB
EMIRATES**

**ANNUAL
MEMBERSHIP
CENSUS**

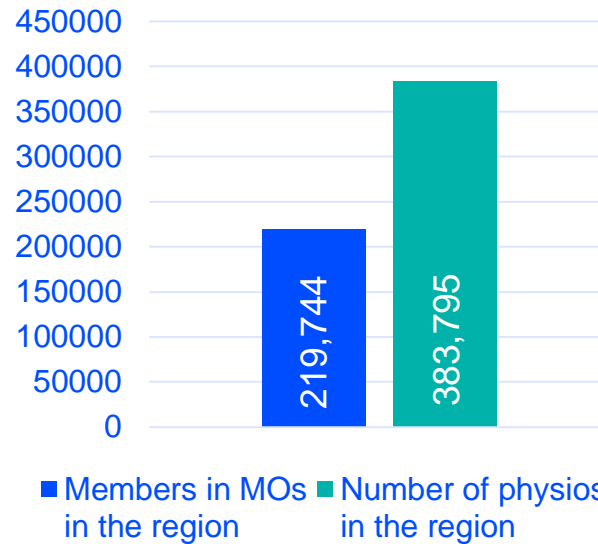
2020

Physiotherapists in the country/territory



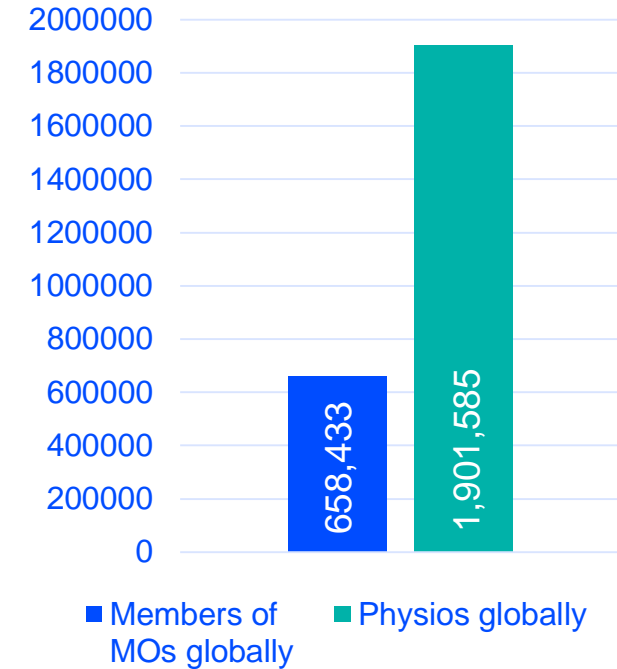
11% of physiotherapists in the country/territory are members of the Emirates Physiotherapy Society

Physiotherapists in the Asia Western Pacific region of World Physiotherapy



57% of physiotherapists in the region are members of a World Physiotherapy member organisation

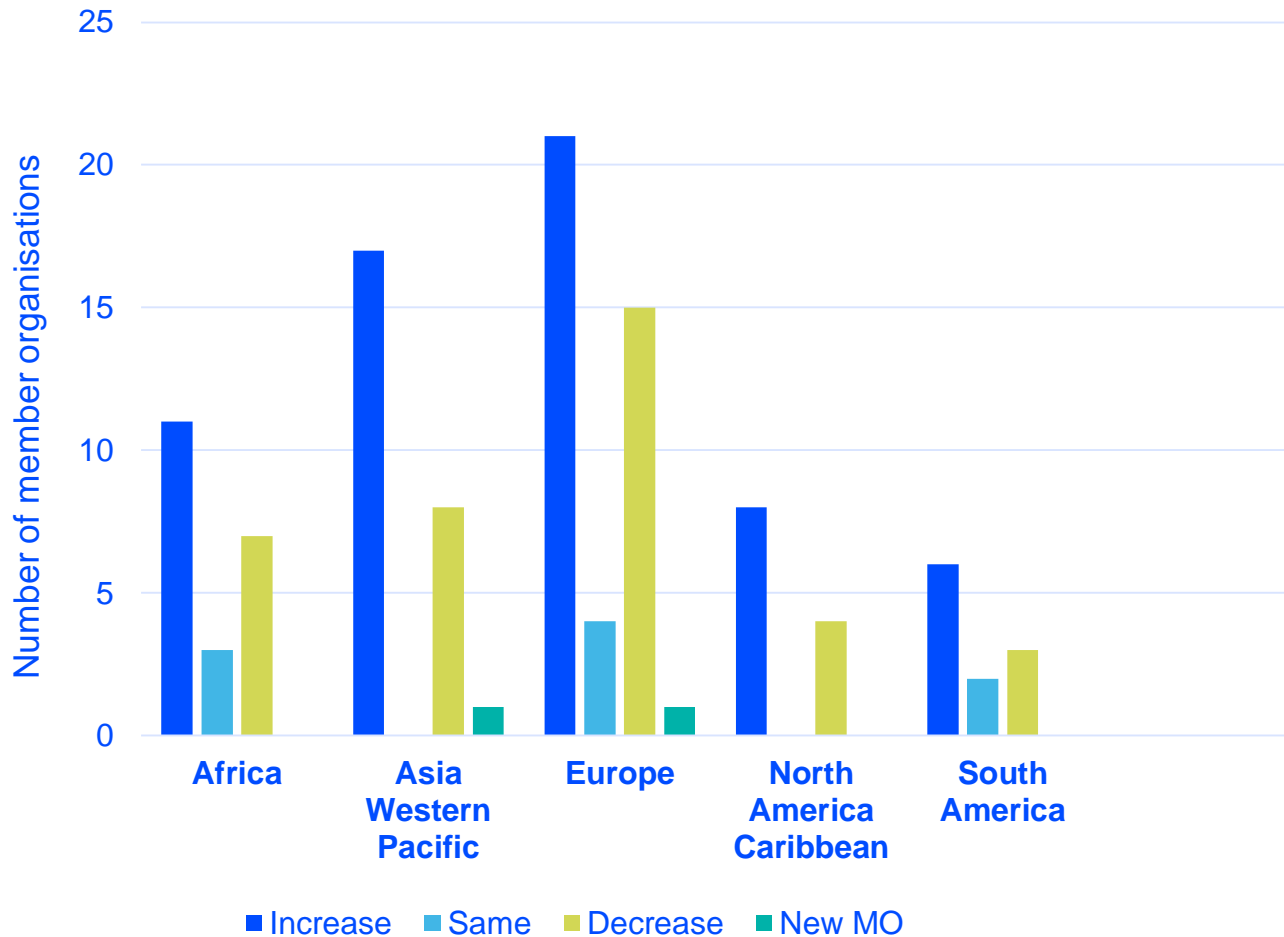
Physiotherapists in the world



35% of physiotherapists in the world are members of a World Physiotherapy member organisation

The data in this page includes data from all of World Physiotherapy's 122 member organisations. Some data has also been collated from other sources available to World Physiotherapy.

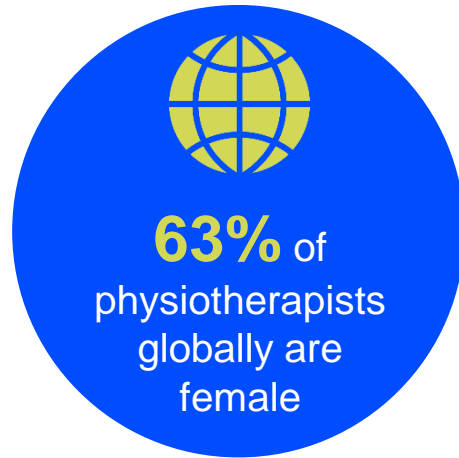
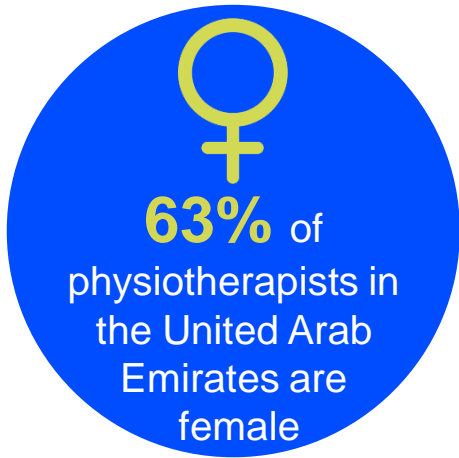
Number of new member organisations and member organisations which have increased, decreased or kept the same membership in each World Physiotherapy region



In your region **65%** of member organisations have **increased their membership**



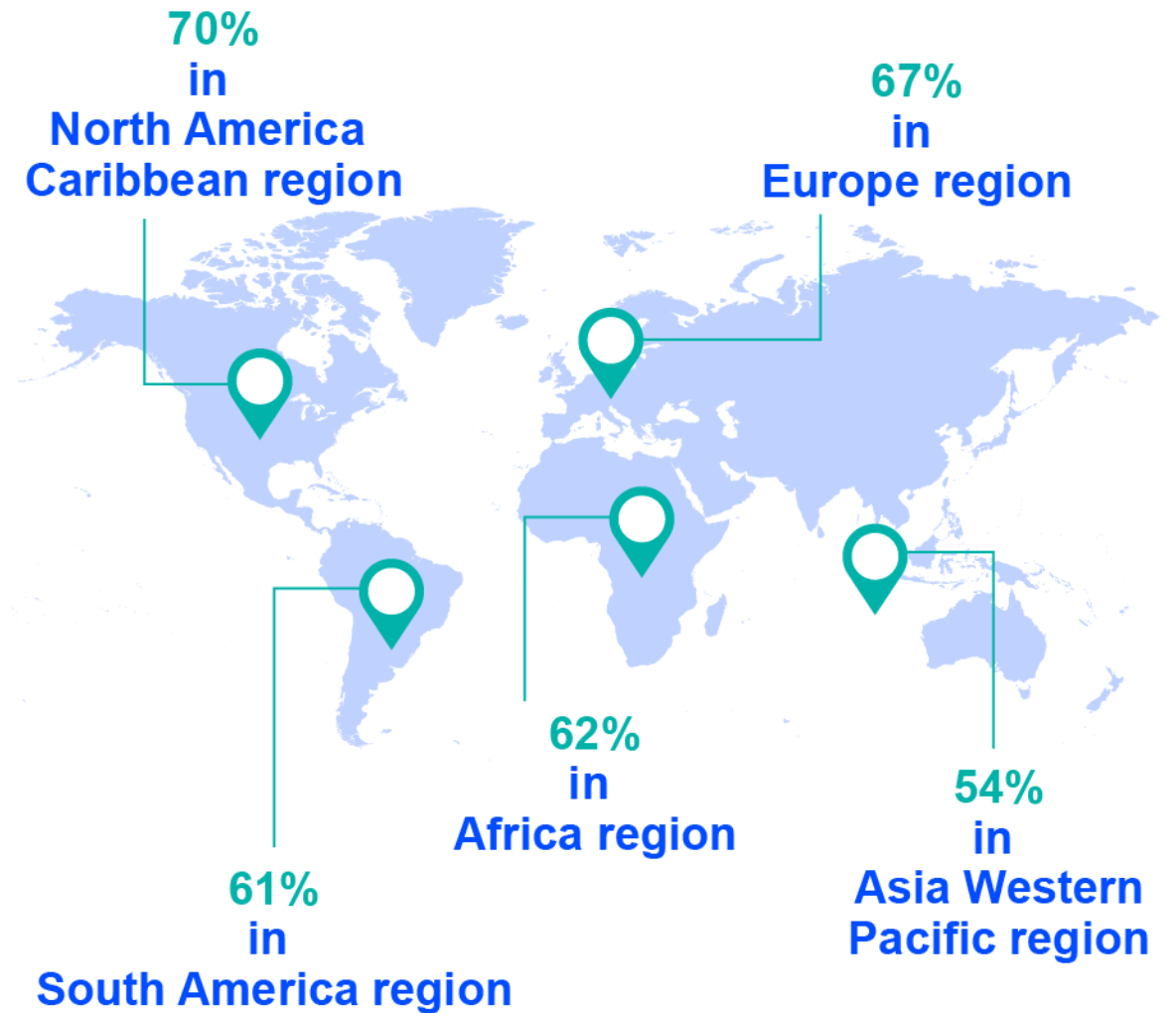
Total membership of the Asia Western Pacific region has **increased by 49,575 individual members**

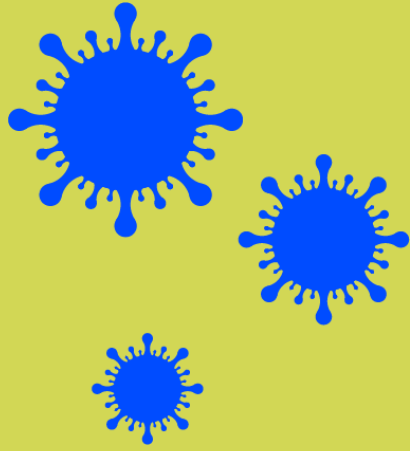


The **3 countries** with the highest % of **female** physiotherapists in your region



PERCENTAGE OF FEMALE PHYSIOTHERAPISTS IN WORLD PHYSIOTHERAPY REGIONS





73%

of member organisations in the Asia Western Pacific region have carried out **advocacy** on behalf of their members during the COVID-19 pandemic



85%

of countries/territories in the region had to **stop clinical practice** at some point during the pandemic



42%

of countries in the Asia Western Pacific region reported challenges for physiotherapists **accessing PPE**

What actions did member organisations in your region take to support their members during the COVID-19 pandemic?



21

member organisations offered COVID-19 specific **online education or training**



14

member organisations facilitated access to **personal protective equipment** for physiotherapists



7

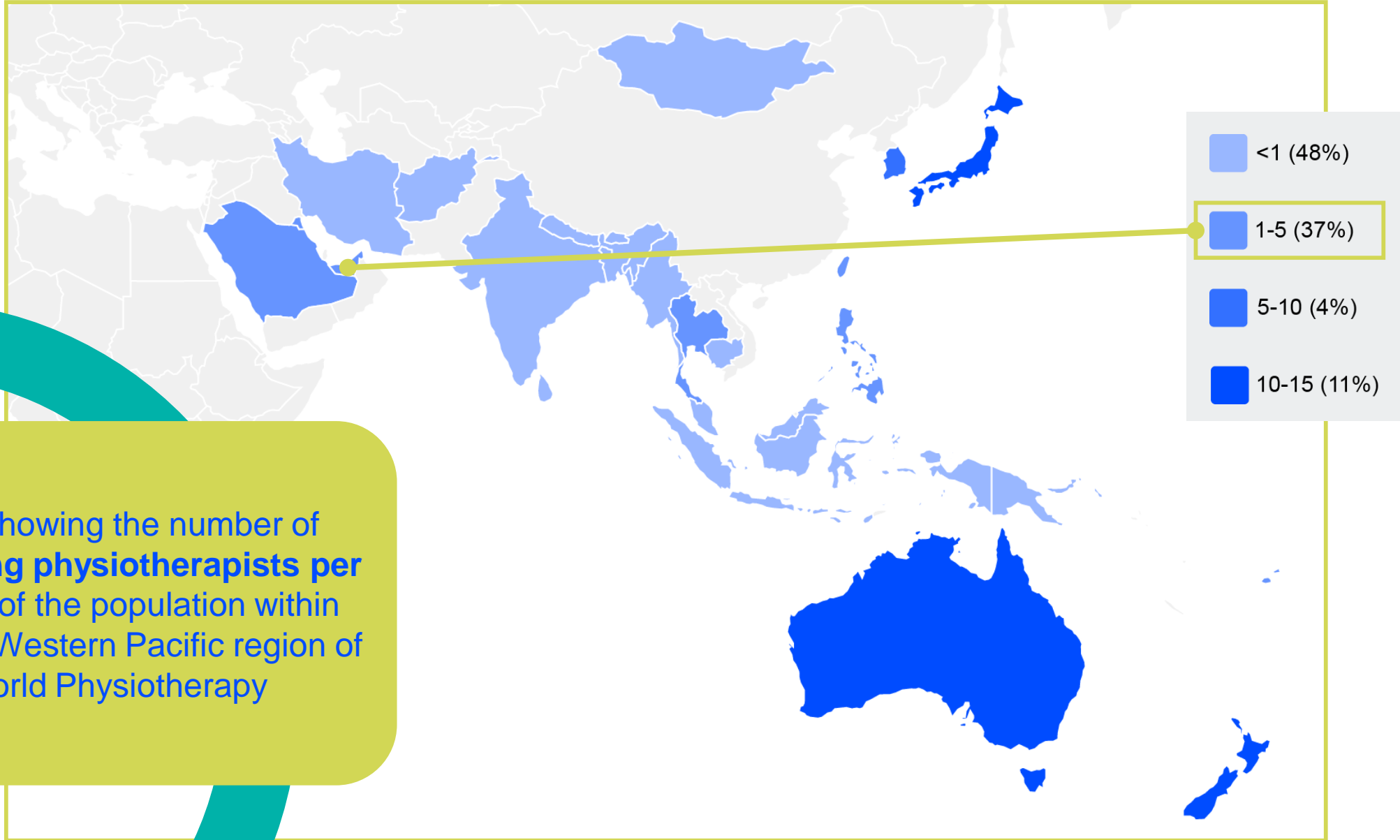
member organisations arranged **other support** for their members

73%

of national **conferences** in the Asia Western Pacific region were **cancelled or postponed** due to the COVID-19 pandemic

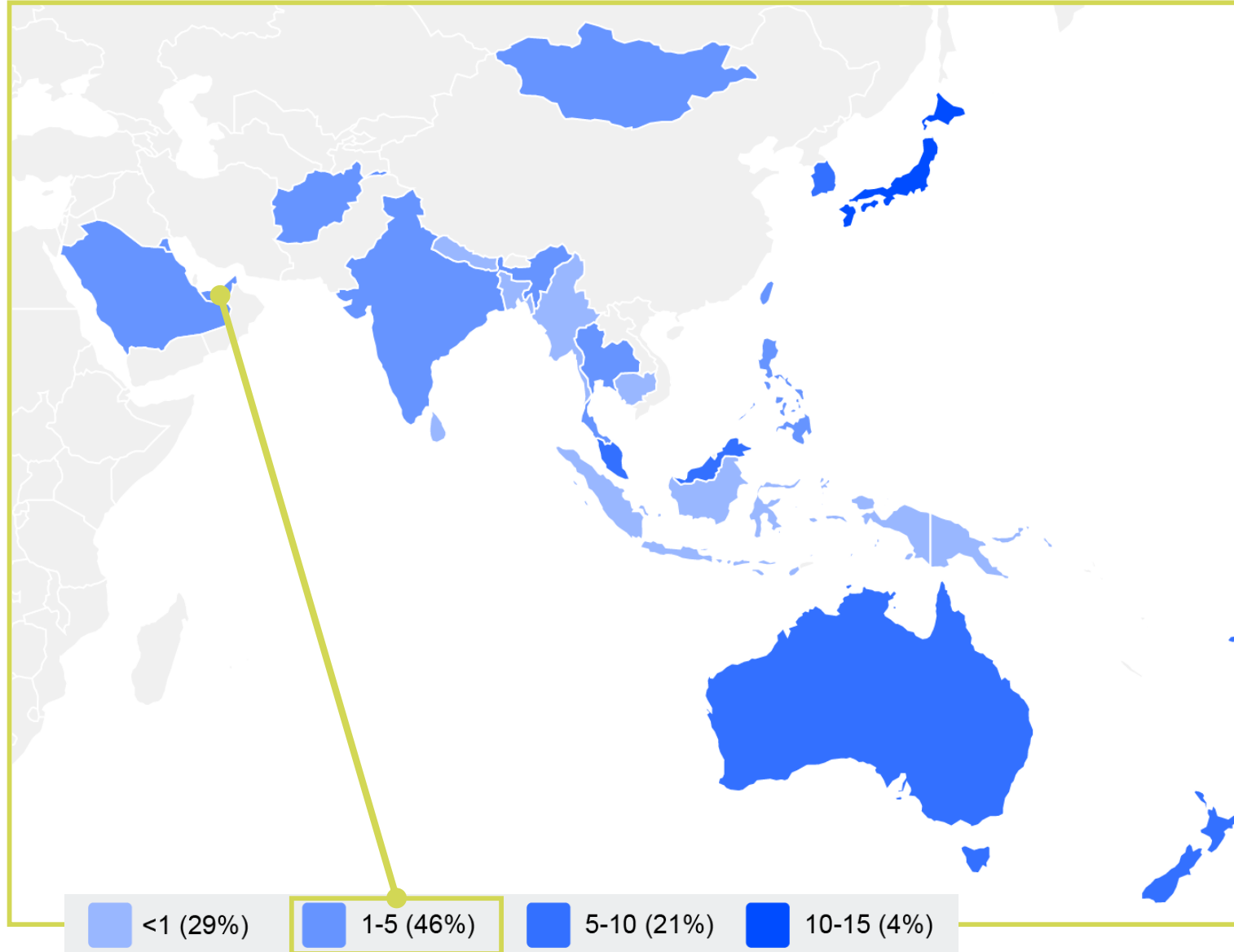
54%

of countries in the Asia Western Pacific region had to **cancel or postpone continuous professional development (CPD)** activities due to the COVID-19 pandemic



Map showing the number of **practising physiotherapists per 10,000** of the population within the Asia Western Pacific region of World Physiotherapy

NUMBER OF ENTRY LEVEL EDUCATION PROGRAMMES PER 5,000,000 POPULATION

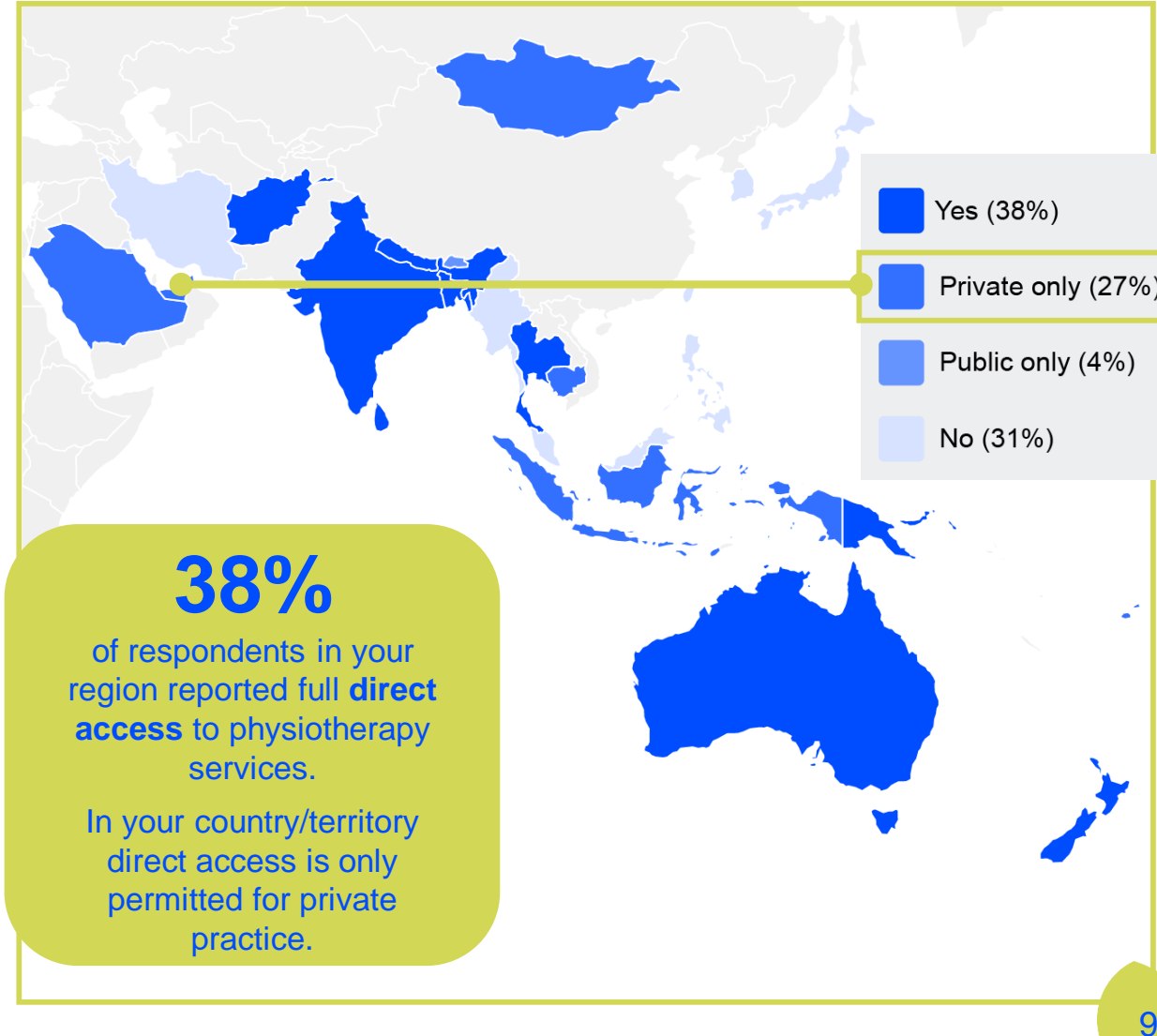
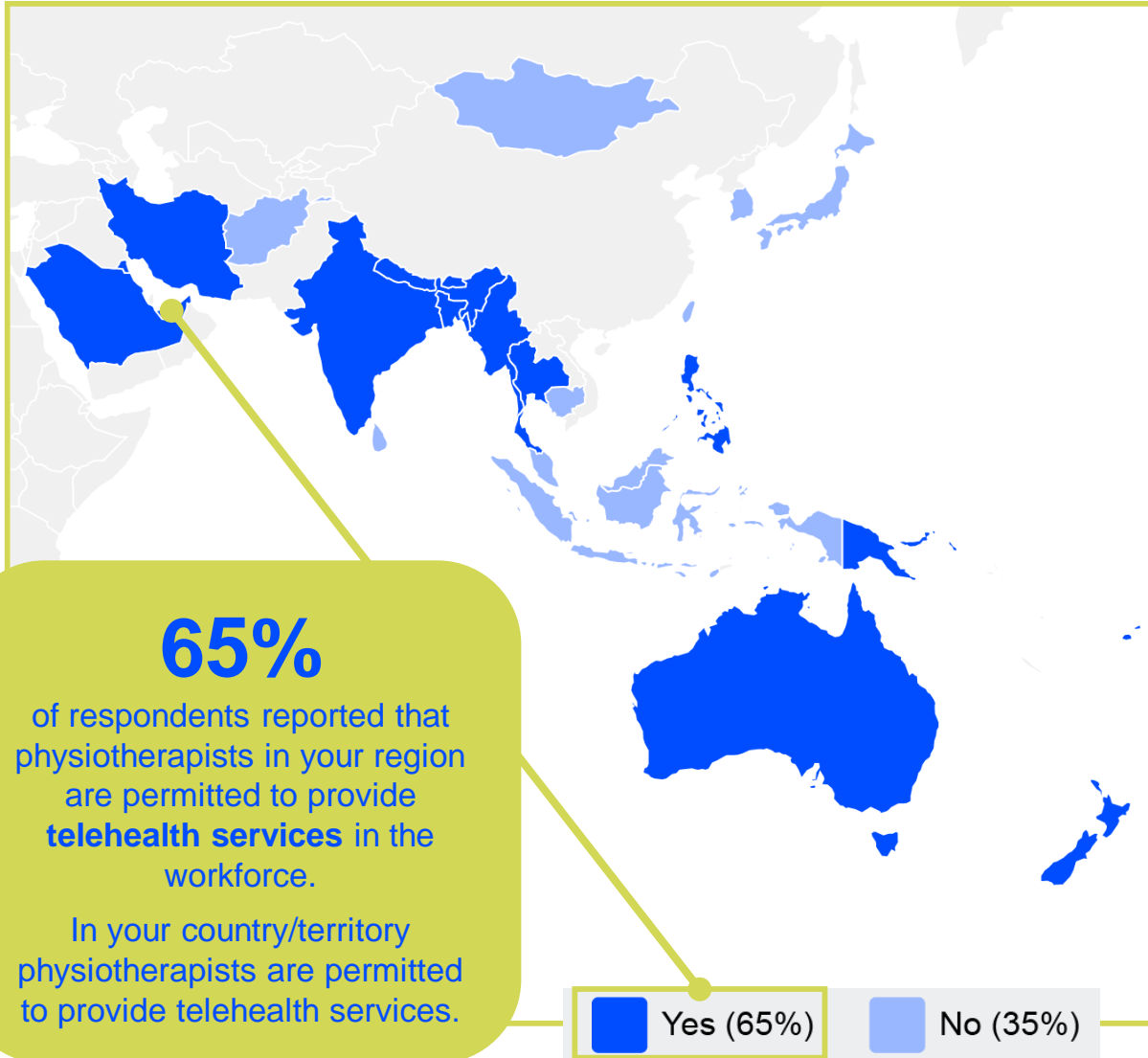


1.7
entry-level education programmes in your country/territory per 5 million population

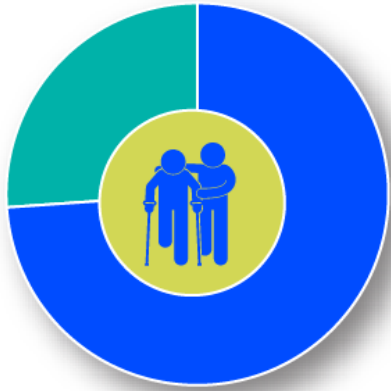
2.1
is the **average** number of entry-level education programmes per 5 million population in the **Asia Western Pacific region** of World Physiotherapy

ARE PHYSIOTHERAPISTS PERMITTED TO PROVIDE **TELEHEALTH SERVICES**?

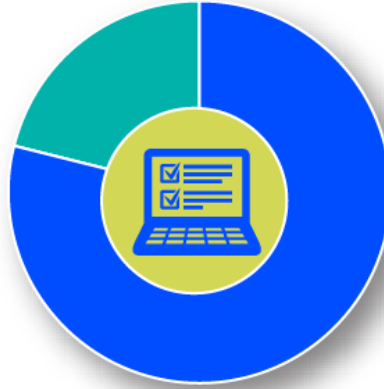
CAN PHYSIOTHERAPISTS IN YOUR COUNTRY/TERRITORY TREAT PEOPLE **WITHOUT A REFERRAL FROM A MEDICAL DOCTOR**?



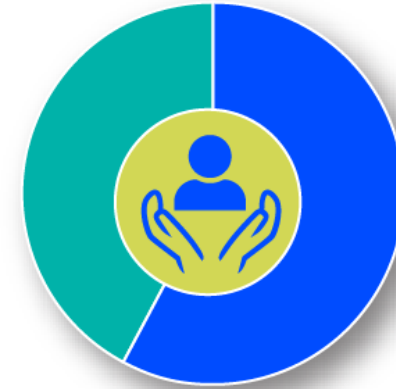
74% recognise special interest groups



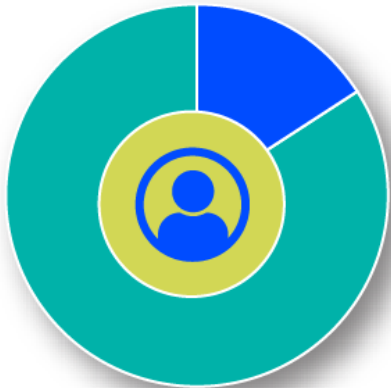
79% provide CPD for their members



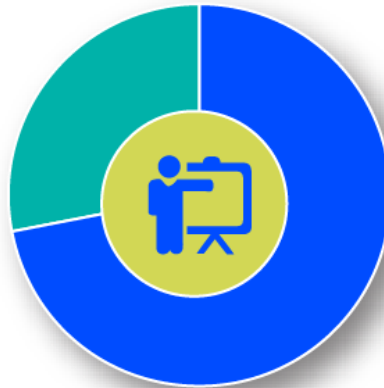
58% have support personnel to work with physiotherapists



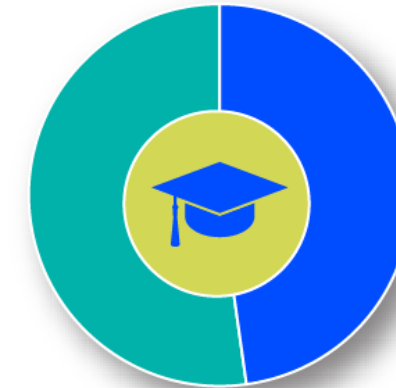
16% of countries a physiotherapist has to be a member of our MO to practice



71% have postgraduate education



48% have access to PhD programmes



WORLD PHYSIOTHERAPY MEMBER ORGANISATIONS FROM THE FOLLOWING COUNTRIES RESPONDED:

| Africa Region | Asia Western Pacific Region | | European Region | | North America Caribbean Region | South America Region |
|-----------------------------|-----------------------------|----------------------|------------------------|----------------|--------------------------------|----------------------|
| Benin | Afghanistan | Singapore | Albania | Latvia | Bahamas | Argentina |
| Cameroon | Australia | Sri Lanka | Austria | Lebanon | Barbados | Bolivia |
| Congo (Democratic Republic) | Bangladesh | Taiwan | Belgium | Liechtenstein | Bermuda | Brazil |
| Ethiopia | Bhutan | Thailand | Bosnia and Herzegovina | Lithuania | Canada | Chile |
| Eswatini | Cambodia | United Arab Emirates | Bulgaria | Luxembourg | Guyana | Colombia |
| Ghana | Fiji | | Cyprus | Malta | Haiti | Costa Rica |
| Ivory Coast | Hong Kong | | Czech Republic | Montenegro | Jamaica | Ecuador |
| Kenya | India | | Denmark | Netherlands | Panama | Mexico |
| Madagascar | Indonesia | | Estonia | Norway | St Lucia | Peru |
| Malawi | Japan | | France | Poland | Suriname | Uruguay |
| Mali | Korea (South) | | Finland | Portugal | Trinidad and Tobago | Venezuela |
| Morocco | Kuwait | | Georgia | Romania | United States | |
| Namibia | Macau | | Germany | Slovakia | | |
| Niger | Malaysia | | Greece | Slovenia | | |
| Nigeria | Mongolia | | Hungary | Spain | | |
| Rwanda | Myanmar | | Iceland | Sweden | | |
| Senegal | Nepal | | Ireland | Switzerland | | |
| South Africa | New Zealand | | Israel | Turkey | | |
| Togo | Papua New Guinea | | Italy | Ukraine | | |
| Uganda | Philippines | | Jordan | United Kingdom | | |
| Zimbabwe | Saudi Arabia | | Kosovo | | | |

The survey was sent to World Physiotherapy's 122 member organisations, of which 111 responded, representing a 91% response rate.



Find out more
about
physiotherapy
around the world:
[Global profiles](#)



Follow
World Physiotherapy
on social media
[@WorldPhysio1951](#)



Discover World
Physiotherapy's
new website:
www.world.physio

DISCLAIMER

- The data in this report is based on responses to annual surveys sent to World Physiotherapy's member organisations.
- In 2020 the annual survey was sent to 122 member organisations and 111 responded. The census date was 30 June 2020.
- Some data in this report has been collated from other sources available to World Physiotherapy.
- If you have any questions or concerns, or want to make changes to your country's data, please contact membershipcensus@world.physio.