



**World  
Physiotherapy**

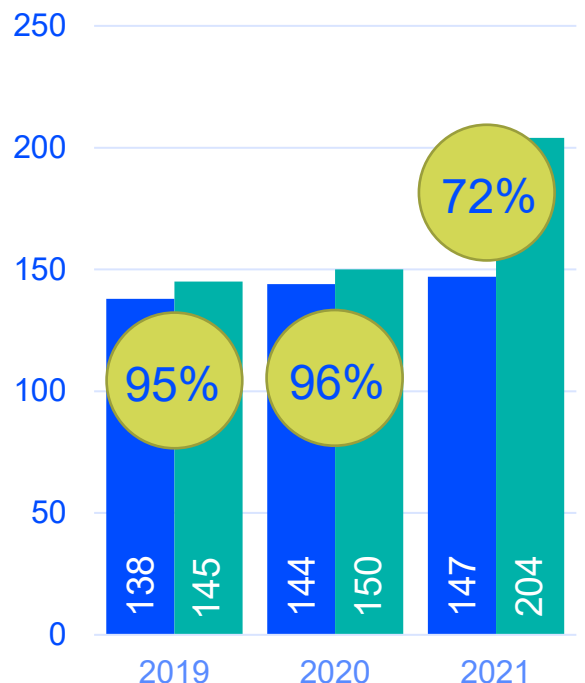
**MACAU**

---

**ANNUAL  
MEMBERSHIP  
CENSUS**

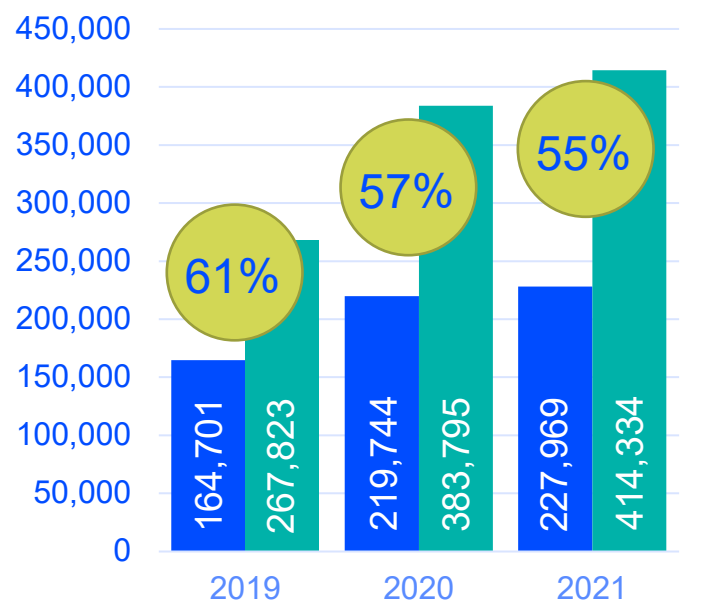
**2021**

### Physiotherapists in the country/territory



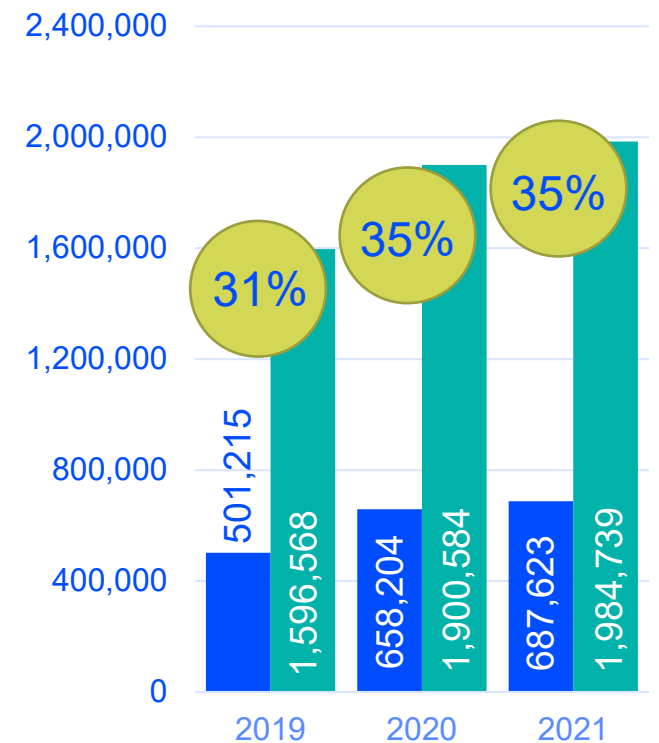
■ Members in MO  
■ Total physiotherapists in country/territory

### Physiotherapists in World Physiotherapy Asia Western Pacific region



■ Members in MOs in the region  
■ Number of physiotherapists in the region

### Physiotherapists in the world

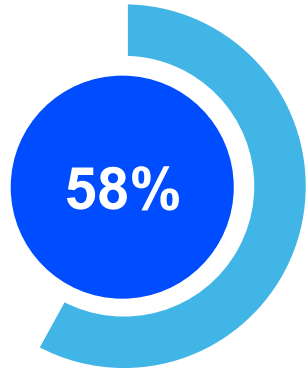


■ Members of MOs globally  
■ Physiotherapists globally

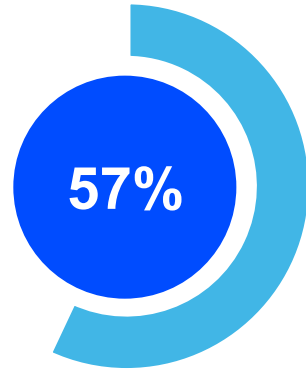


percentage of physiotherapists that are members of a World Physiotherapy member organisation

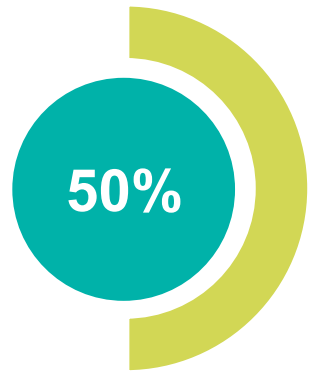
The data in this page includes data from all of World Physiotherapy's 125 member organisations. Some data has also been collated from other sources available to World Physiotherapy.



of physiotherapists in the **Macau Physical Therapists Association** are female



of physiotherapists in **Macau** are female

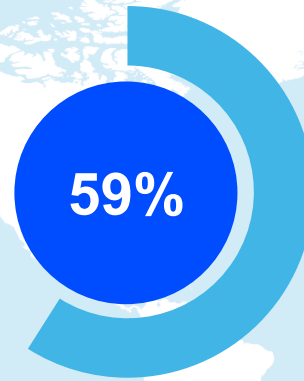



of physiotherapists in **member organisations in the Asia Western Pacific region** are female

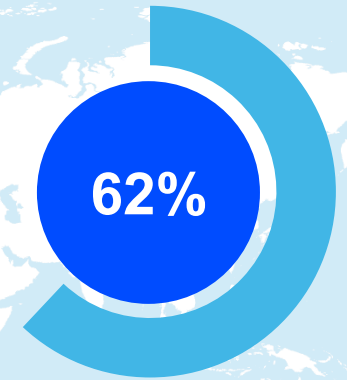


of physiotherapists in the **Asia Western Pacific region** are female

## GLOBALLY

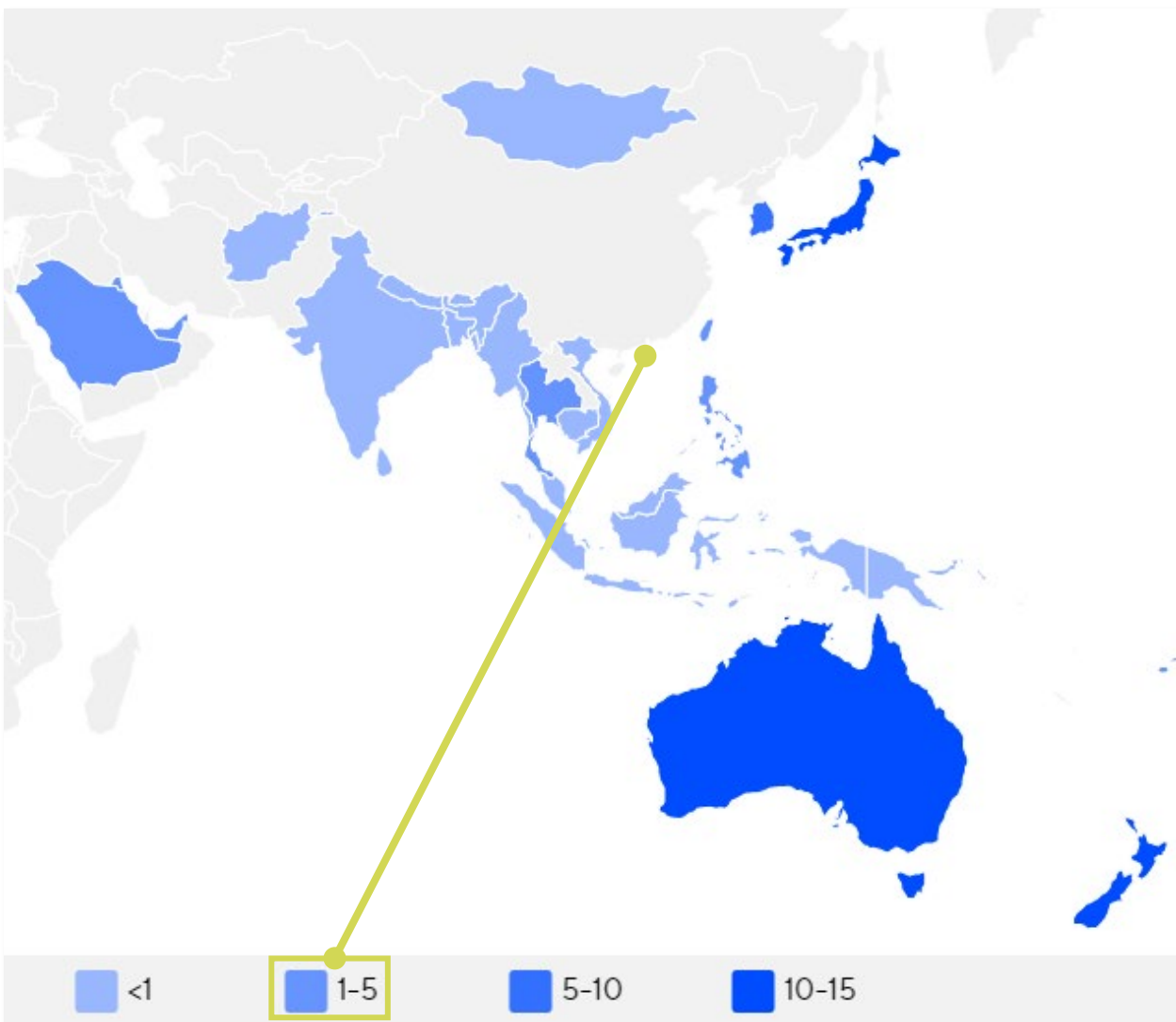


of physiotherapists that are a **member of a World Physiotherapy** member organisation are female

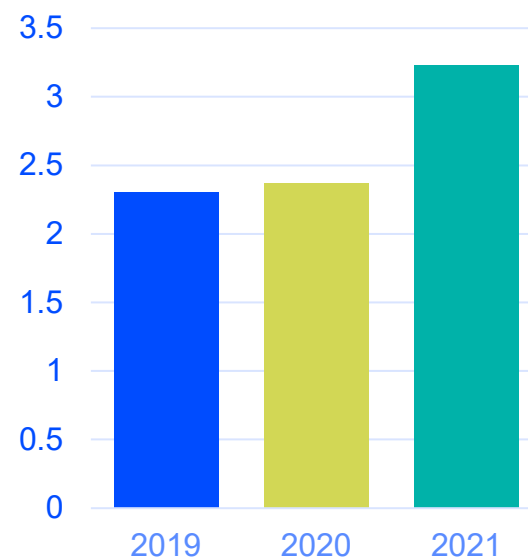


of the number of physiotherapists **globally** are female

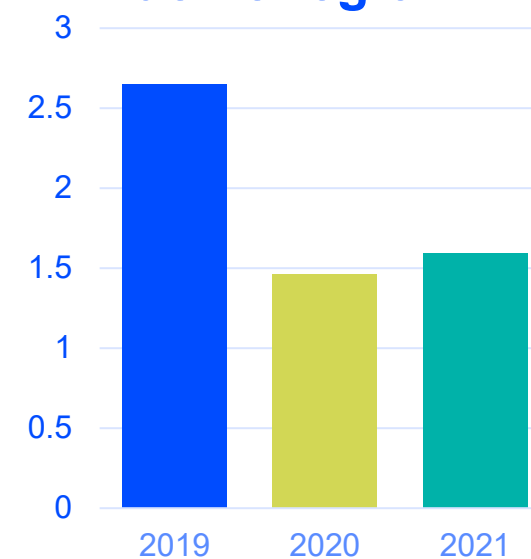
## NUMBER OF PRACTISING PHYSIOTHERAPISTS PER 10,000 POPULATION



### Macau



### Asia Western Pacific region



**3.23**

is the average number of practising physiotherapists per 10,000 population in your country/territory in 2021

**1.59**

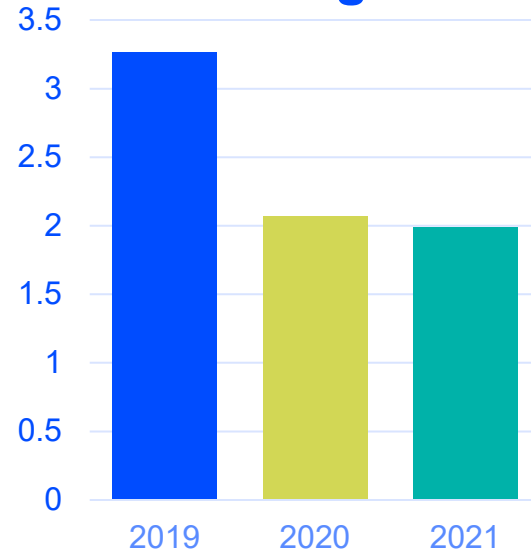
is the average number of practising physiotherapists per 10,000 population in the World Physiotherapy Asia Western Pacific region in 2021

## NUMBER OF ENTRY LEVEL EDUCATION PROGRAMMES PER 5,000,000 POPULATION

0

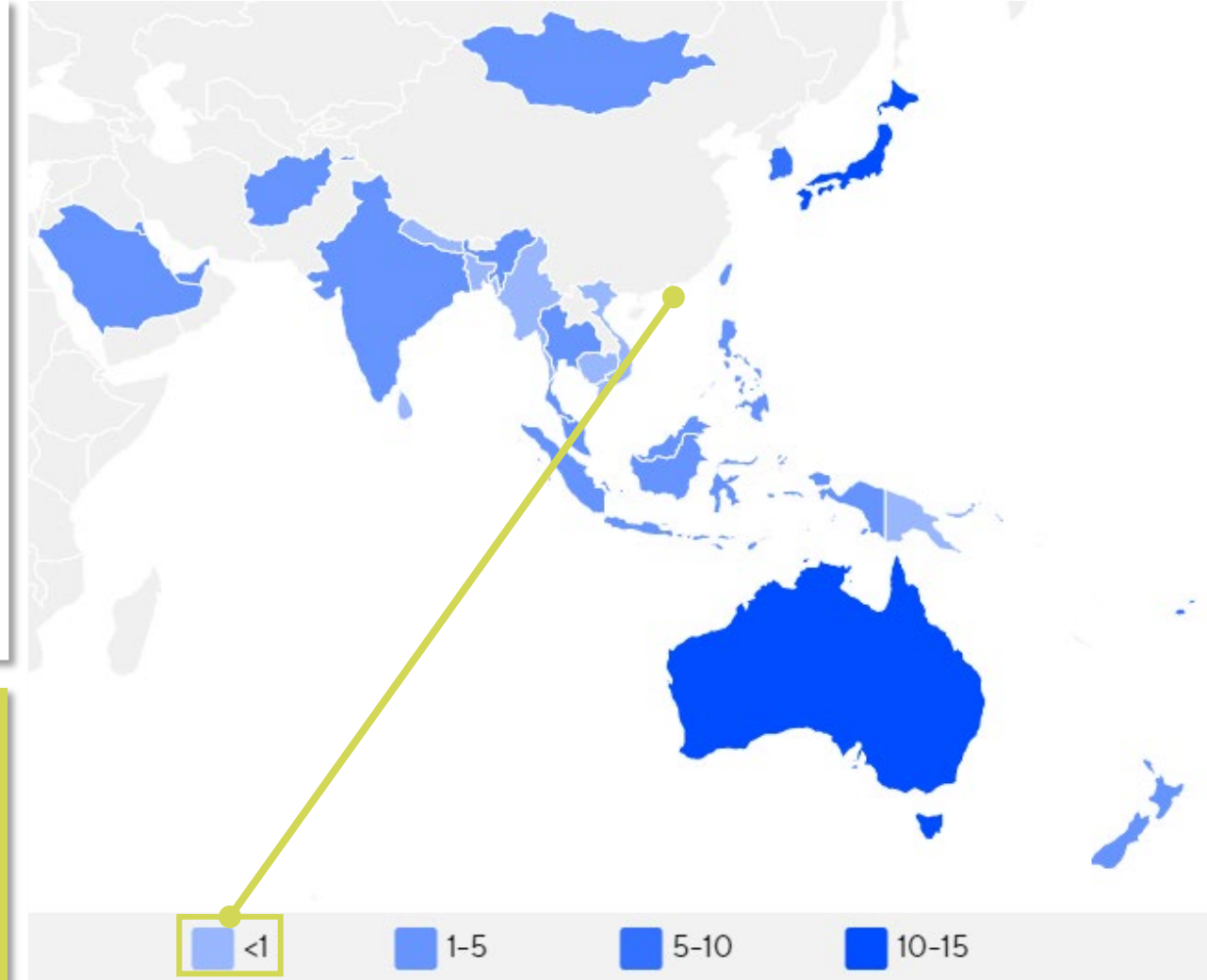
entry level education programmes in your country/territory per 5 million population in 2021

### Asia Western Pacific region

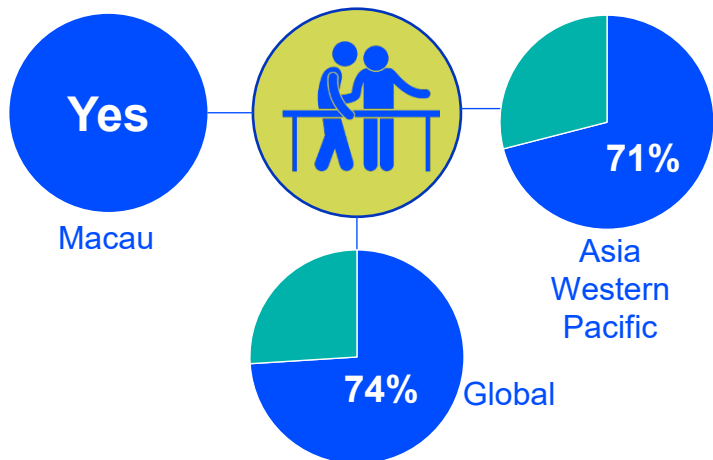


1.99

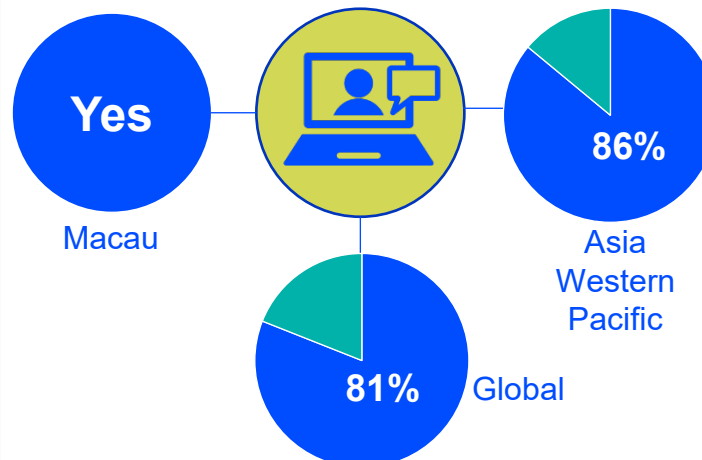
is the average number of entry level education programmes per 5 million population in the World Physiotherapy Asia Western Pacific region in 2021



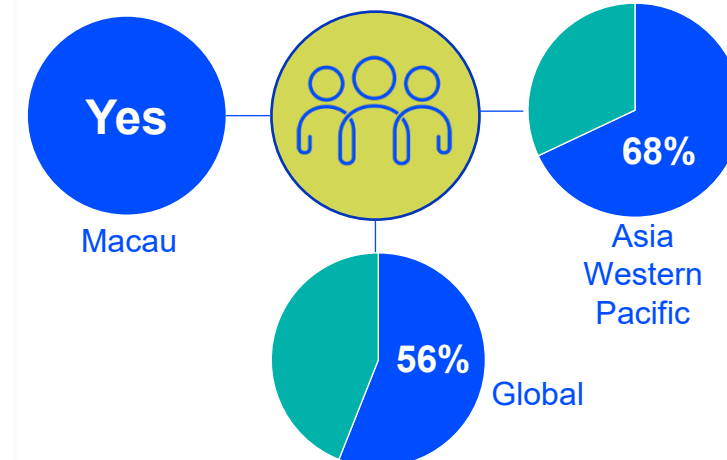
## Special interest groups are recognised



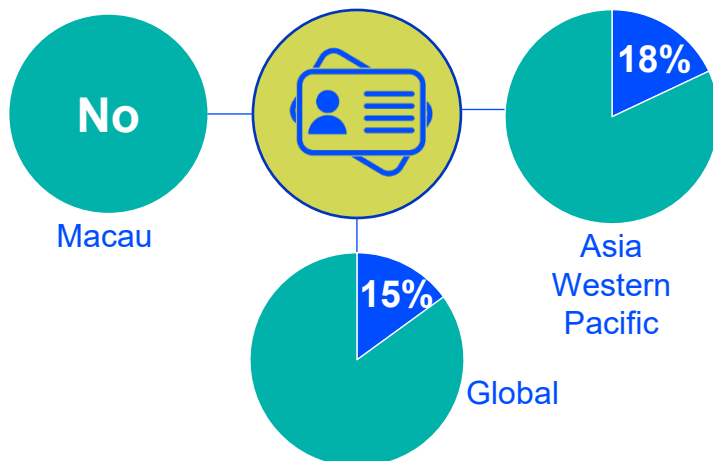
## CPD is provided for members



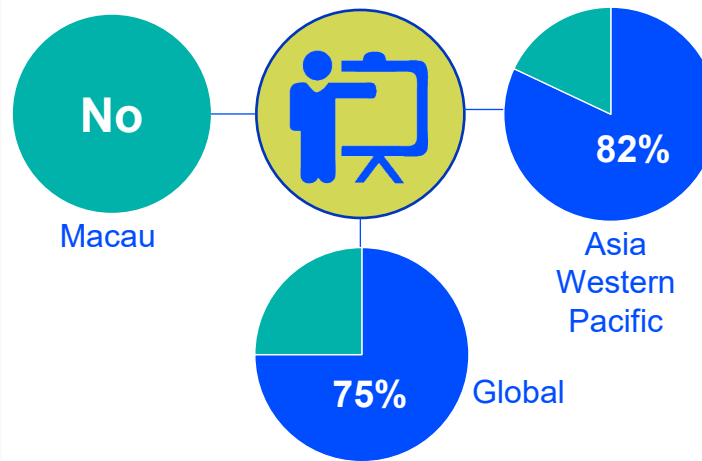
## There are support personnel who work with physiotherapists



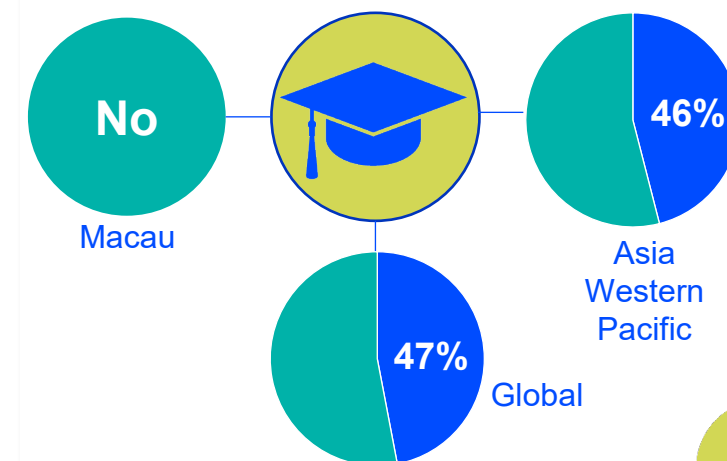
## Membership is required to practice



## Have postgraduate programmes



## Have access to PhD programmes



Africa region		Asia Western Pacific region		Europe region		North America Caribbean region	South America region
Benin	Uganda	Afghanistan	Saudi Arabia	Albania	Kosovo	Bahamas	Argentina
Cameroon	Zambia	Australia	Singapore	Austria	Latvia	Barbados	Brazil
Congo (Democratic Republic)	Zimbabwe	Bahrain	Sri Lanka	Belgium	Lebanon	Bermuda	Chile
Eswatini		Bangladesh	Taiwan	Bosnia and Herzegovina	Lithuania	Canada	Colombia
Ethiopia		Bhutan	Thailand	Bulgaria	Luxembourg	Curaçao	Costa Rica
Ghana		Cambodia	United Arab Emirates	Croatia	Malta	Dominican Republic	Ecuador
Ivory Coast		Fiji	Vietnam	Cyprus	Netherlands	Guyana	Mexico
Kenya		Hong Kong		Czech Republic	Norway	Haiti	Peru
Madagascar		India		Denmark	Palestine	Jamaica	Uruguay
Malawi		Indonesia		Estonia	Poland	Panama	
Mali		Japan		Finland	Portugal	Puerto Rico	
Mauritius		Korea (Republic of)		France	Romania	St Lucia	
Morocco		Kuwait		Georgia	Slovakia	Suriname	
Namibia		Macau		Germany	Slovenia	Trinidad and Tobago	
Niger		Malaysia		Greece	Spain	United States	
Nigeria		Mongolia		Hungary	Sweden		
Rwanda		Myanmar		Iceland	Switzerland		
Senegal		Nepal		Ireland	Syria		
South Africa		New Zealand		Israel	Ukraine		
Tanzania		Papua New Guinea		Italy	United Kingdom		
Togo		Philippines		Jordan			

Responses to the annual census were received from World Physiotherapy member organisations in these countries/territories in 2021.



Find out more  
about  
physiotherapy  
around the world:  
[Global profiles](#)



Follow  
World Physiotherapy  
on social media  
[@WorldPhysio1951](#)



Discover  
World Physiotherapy's  
website:  
[www.world.physio](http://www.world.physio)

## DISCLAIMER

- The data in this report is based on responses to the annual membership census sent to World Physiotherapy's member organisations.
- In 2021 the annual membership census was sent to 125 member organisations, of which 117 responded, representing a 94% response rate. The census date was 30 June 2021.
- Some data in this report has been collated from other sources available to World Physiotherapy.
- If you have any questions or concerns, or want to make changes to your country's data, please contact [membershipcensus@world.physio](mailto:membershipcensus@world.physio).