



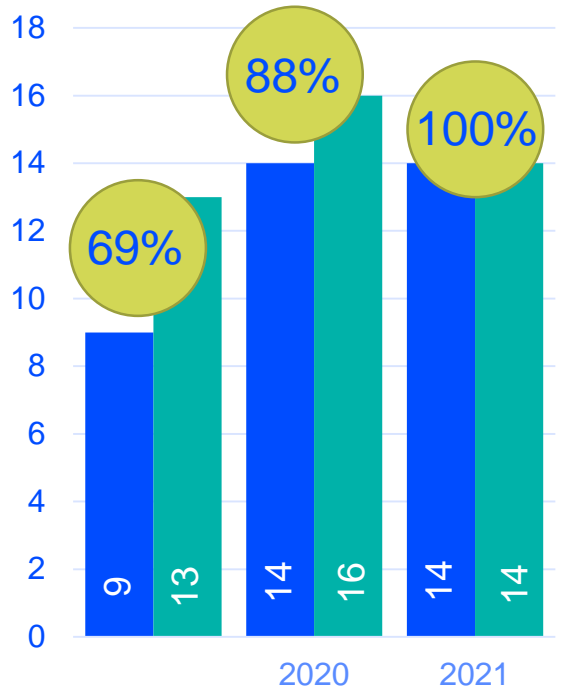
**World
Physiotherapy**

ST LUCIA

**ANNUAL
MEMBERSHIP
CENSUS**

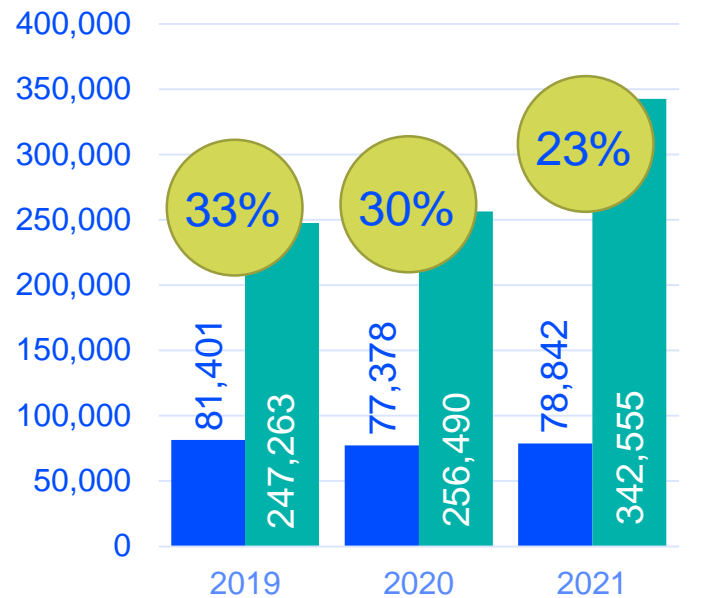
2021

Physiotherapists in the country/territory



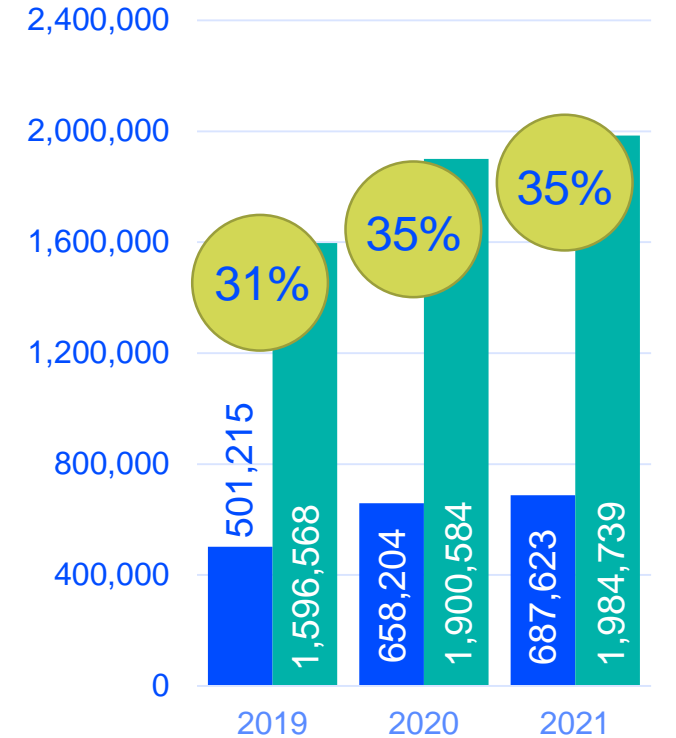
■ Members in MO
■ Total physiotherapists in country/territory

Physiotherapists in World Physiotherapy North America Caribbean region



■ Members in MOs in the region
■ Number of physiotherapists in the region

Physiotherapists in the world

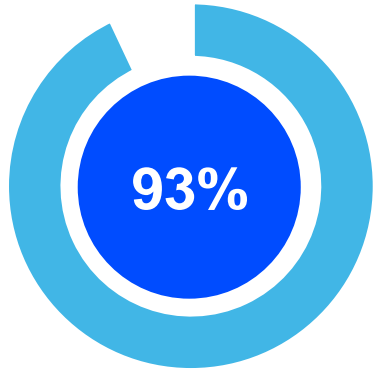


■ Members of MOs globally
■ Physiotherapists globally

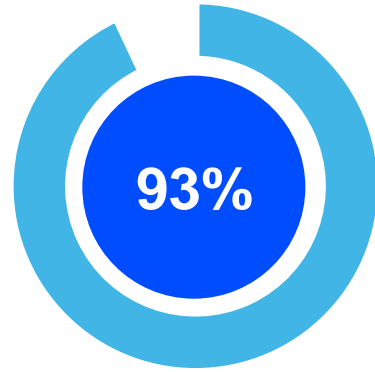


percentage of physiotherapists that are members of a World Physiotherapy member organisation

The data in this page includes data from all of World Physiotherapy's 125 member organisations. Some data has also been collated from other sources available to World Physiotherapy.



of physiotherapists in the **Physiotherapy Association of Saint Lucia** are female



of physiotherapists in **St Lucia** are female




of physiotherapists in **member organisations in the North America Caribbean region** are female

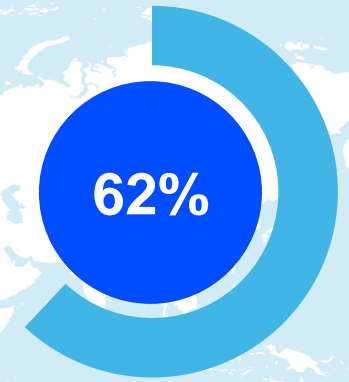


of physiotherapists in the **North America Caribbean region** are female

GLOBALLY

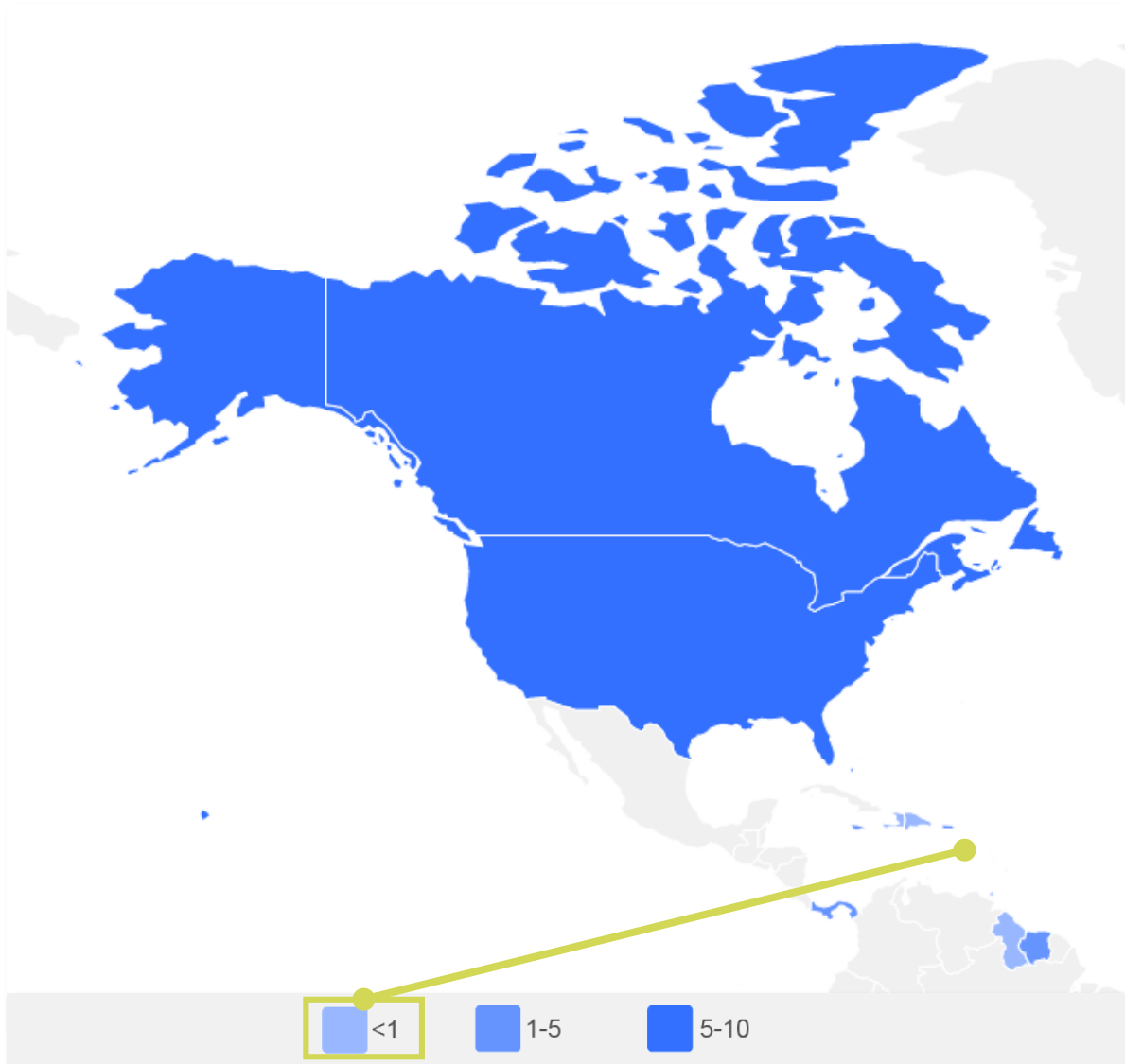


of physiotherapists that are a **member of a World Physiotherapy** member organisation are female

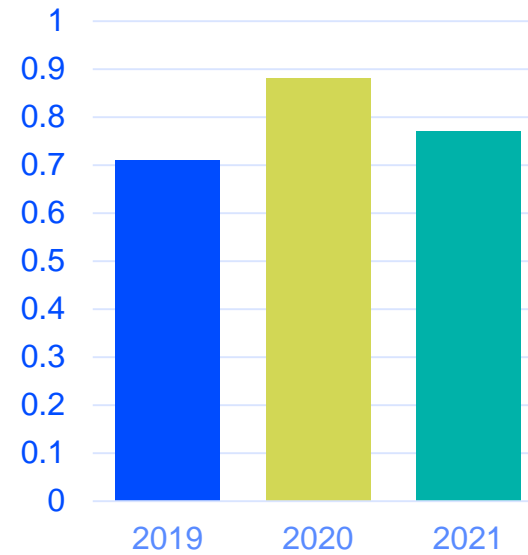


of the number of physiotherapists **globally** are female

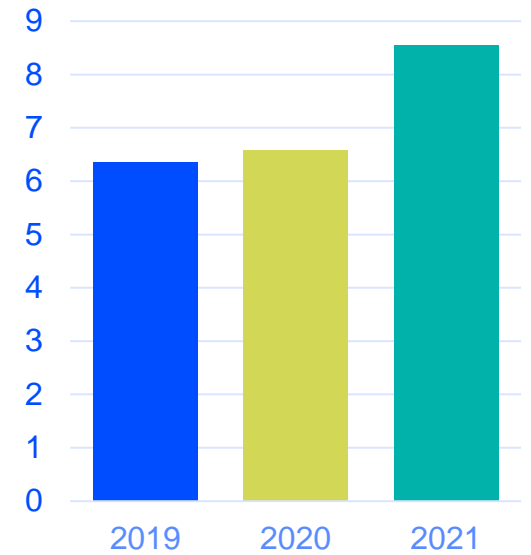
NUMBER OF PRACTISING PHYSIOTHERAPISTS PER 10,000 POPULATION



St Lucia



North America Caribbean region



0.77

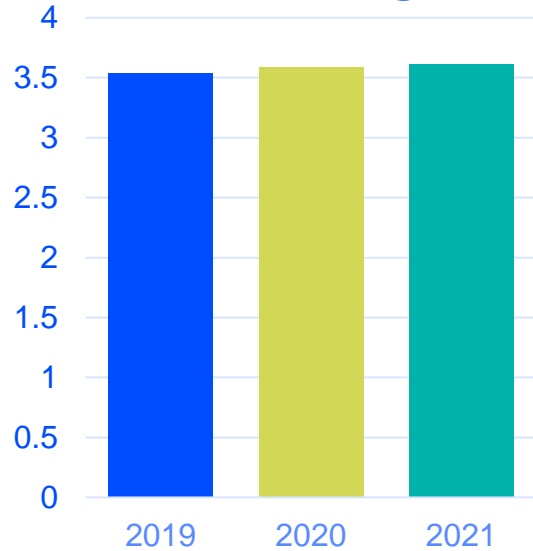
is the average number of **practising physiotherapists** per 10,000 population in your country/territory in 2021

8.56

is the average number of **practising physiotherapists** per 10,000 population in the World Physiotherapy **North America Caribbean region** in 2021

NUMBER OF ENTRY LEVEL EDUCATION PROGRAMMES PER 5,000,000 POPULATION

North America Caribbean region

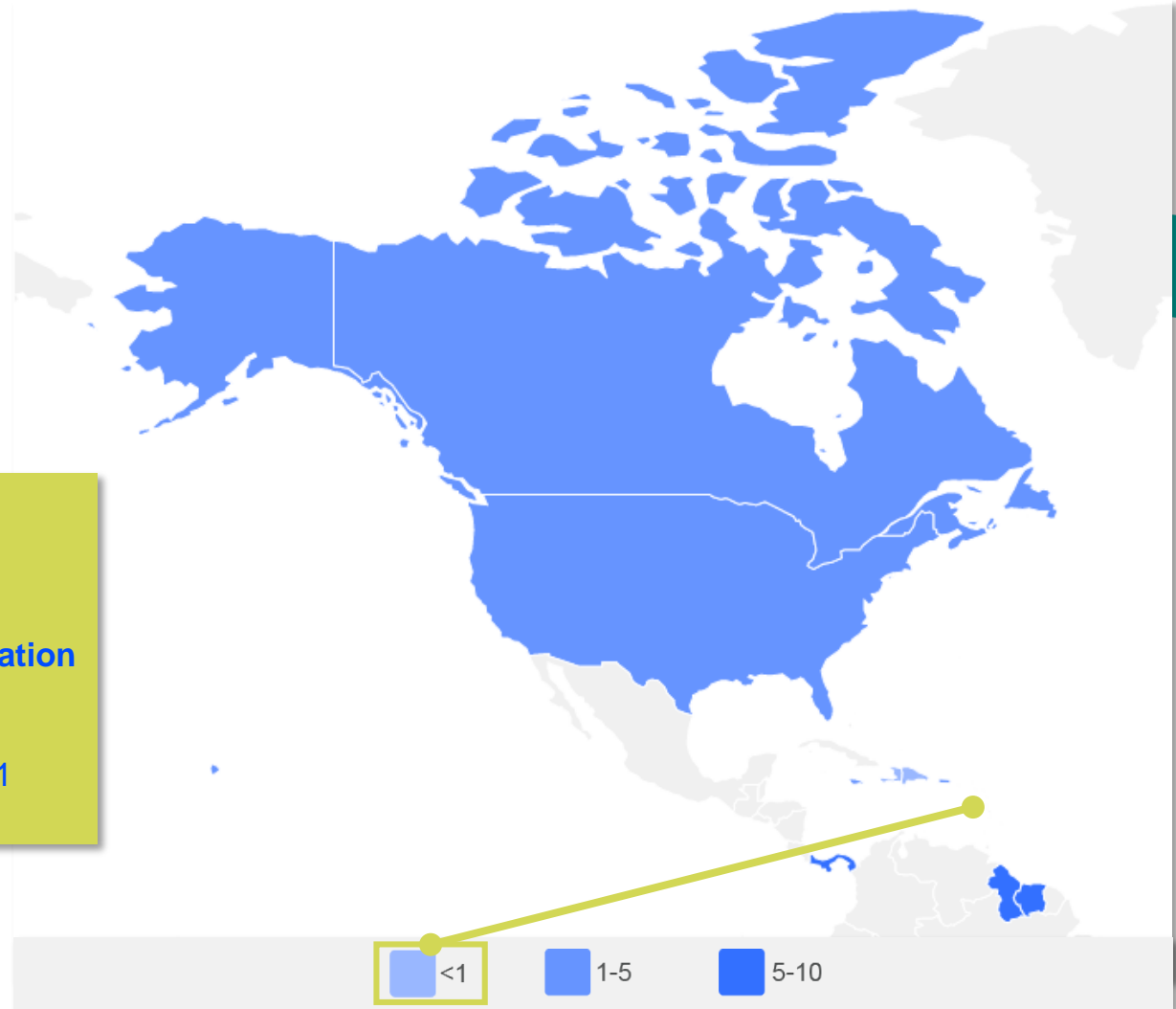


3.61

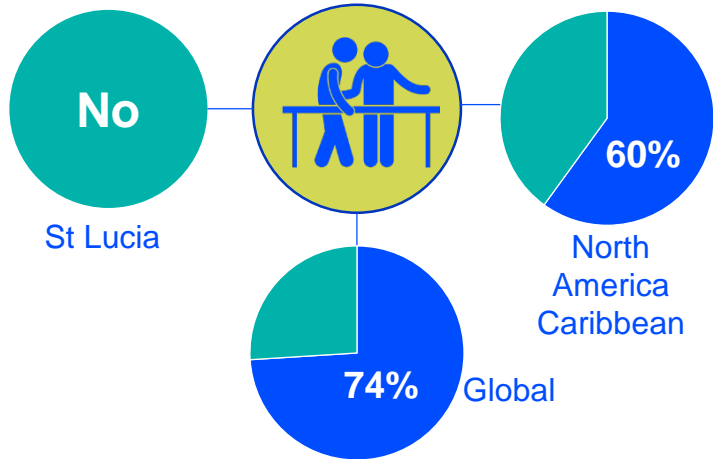
is the average number of entry level education programmes per 5 million population in the World Physiotherapy **North America Caribbean region** in 2021

0

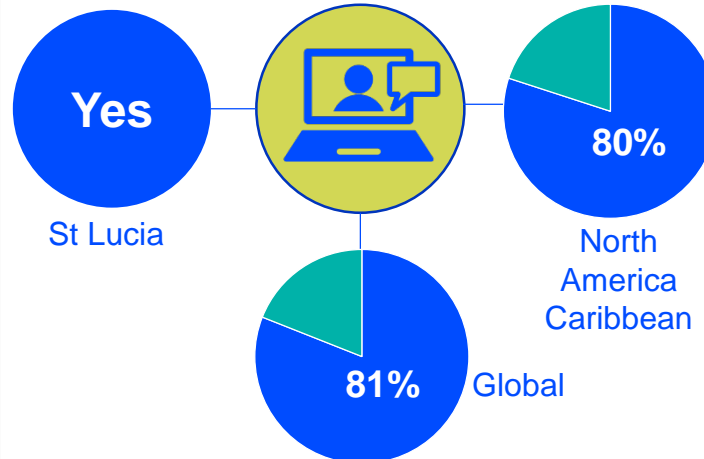
There are no **entry level education programmes** in your country/territory per 5 million population in 2021



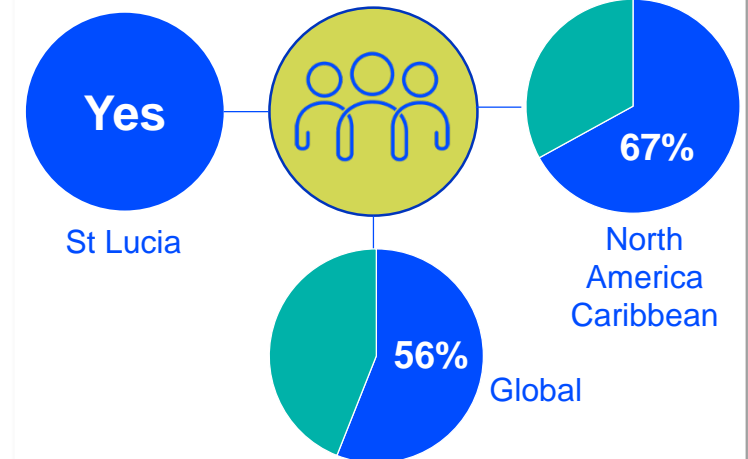
Special interest groups are recognised




CPD is provided for members



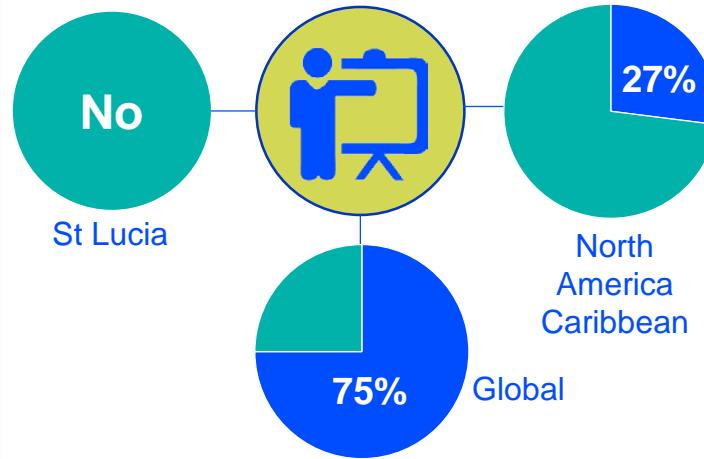
There are support personnel who work with physiotherapists



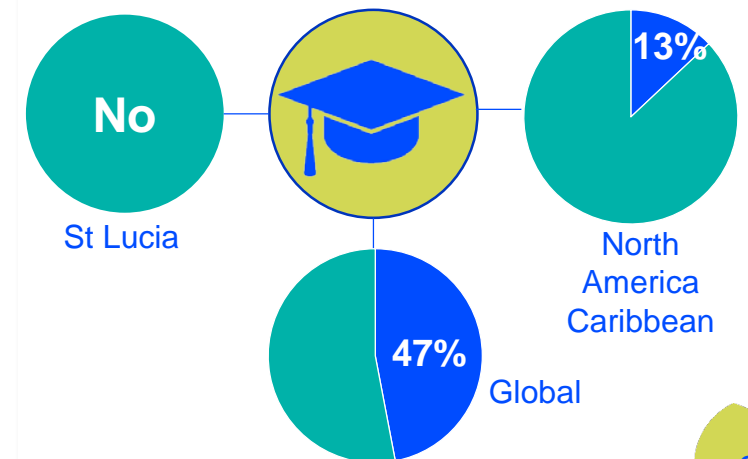
Membership is required to practice



Have postgraduate programmes



Have access to PhD programmes



| Africa region | | Asia Western Pacific region | | Europe region | | North America Caribbean region | South America region |
|-----------------------------|----------|-----------------------------|----------------------|------------------------|----------------|--------------------------------|----------------------|
| Benin | Uganda | Afghanistan | Saudi Arabia | Albania | Kosovo | Bahamas | Argentina |
| Cameroon | Zambia | Australia | Singapore | Austria | Latvia | Barbados | Brazil |
| Congo (Democratic Republic) | Zimbabwe | Bahrain | Sri Lanka | Belgium | Lebanon | Bermuda | Chile |
| Eswatini | | Bangladesh | Taiwan | Bosnia and Herzegovina | Lithuania | Canada | Colombia |
| Ethiopia | | Bhutan | Thailand | Bulgaria | Luxembourg | Curaçao | Costa Rica |
| Ghana | | Cambodia | United Arab Emirates | Croatia | Malta | Dominican Republic | Ecuador |
| Ivory Coast | | Fiji | Vietnam | Cyprus | Netherlands | Guyana | Mexico |
| Kenya | | Hong Kong | | Czech Republic | Norway | Haiti | Peru |
| Madagascar | | India | | Denmark | Palestine | Jamaica | Uruguay |
| Malawi | | Indonesia | | Estonia | Poland | Panama | |
| Mali | | Japan | | Finland | Portugal | Puerto Rico | |
| Mauritius | | Korea (Republic of) | | France | Romania | St Lucia | |
| Morocco | | Kuwait | | Georgia | Slovakia | Suriname | |
| Namibia | | Macau | | Germany | Slovenia | Trinidad and Tobago | |
| Niger | | Malaysia | | Greece | Spain | United States | |
| Nigeria | | Mongolia | | Hungary | Sweden | | |
| Rwanda | | Myanmar | | Iceland | Switzerland | | |
| Senegal | | Nepal | | Ireland | Syria | | |
| South Africa | | New Zealand | | Israel | Ukraine | | |
| Tanzania | | Papua New Guinea | | Italy | United Kingdom | | |
| Togo | | Philippines | | Jordan | | | |

Responses to the annual census were received from World Physiotherapy member organisations in these countries/territories in 2021.



Find out more
about
physiotherapy
around the world:
[Global profiles](#)



Follow
World Physiotherapy
on social media
[@WorldPhysio1951](#)



Discover
World Physiotherapy's
website:
www.world.physio

DISCLAIMER

- The data in this report is based on responses to the annual membership census sent to World Physiotherapy's member organisations.
- In 2021 the annual membership census was sent to 125 member organisations, of which 117 responded, representing a 94% response rate. The census date was 30 June 2021.
- Some data in this report has been collated from other sources available to World Physiotherapy.
- If you have any questions or concerns, or want to make changes to your country's data, please contact membershipcensus@world.physio.