



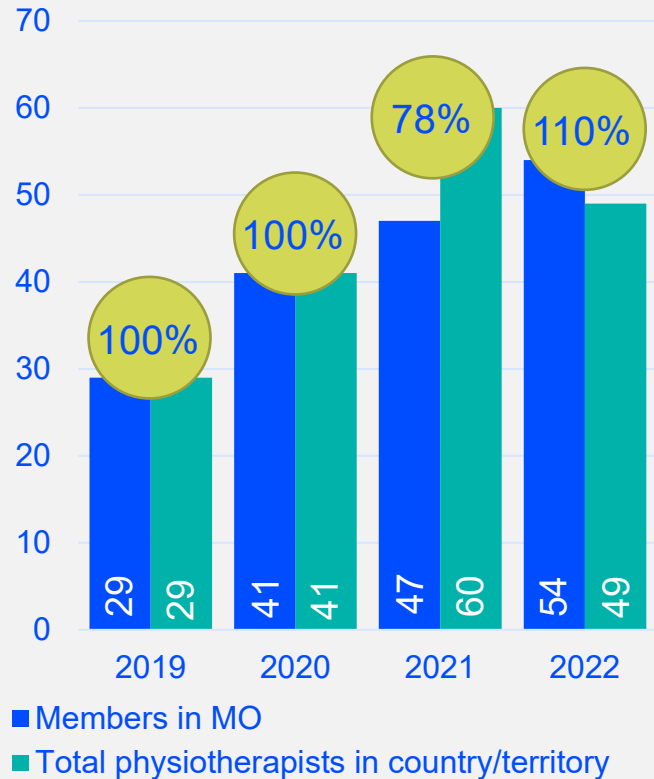
**World
Physiotherapy**

GUYANA

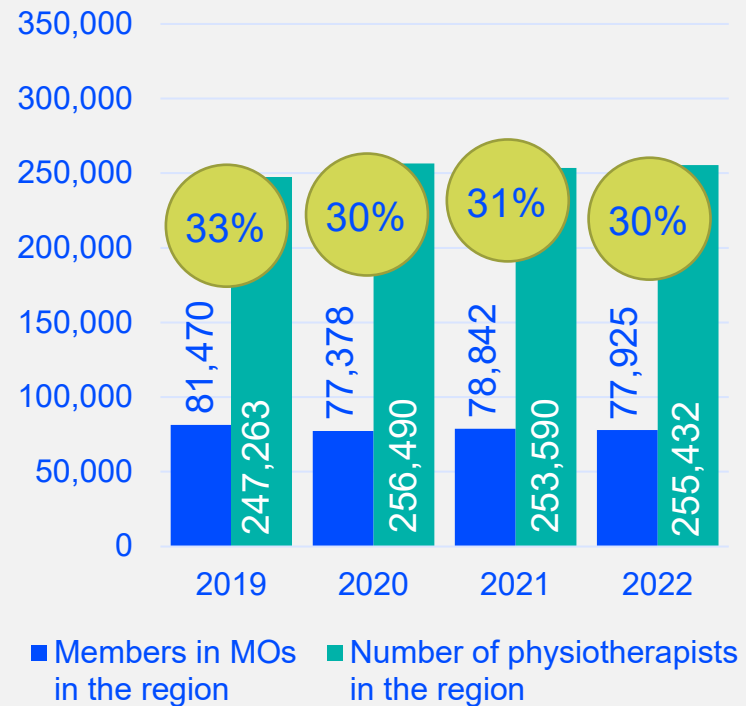
**ANNUAL
MEMBERSHIP
CENSUS**

2022

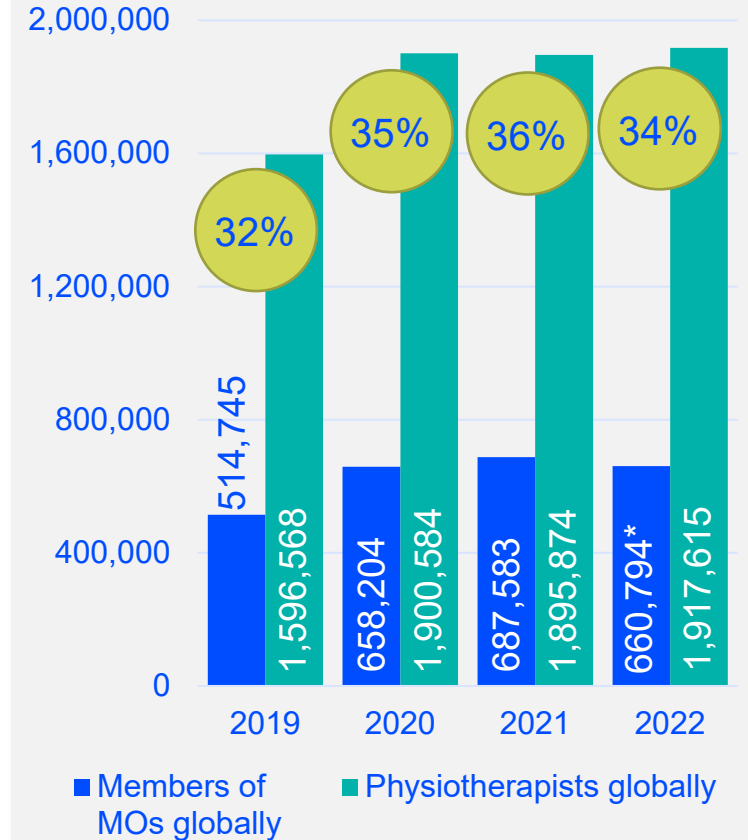
Physiotherapists in the country/territory



Physiotherapists in World Physiotherapy North America Caribbean region



Physiotherapists in the world



% shows the percentage of physiotherapists that are members of a World Physiotherapy member organisation

The data in this page includes data from all of World Physiotherapy's 125 member organisations. Some data has also been collated from other sources available to World Physiotherapy.

*This decrease is due to an internal audit of the number of individual members in the Indian Association of Physiotherapists. This changed their membership numbers from 48,397 in 2021 to 14,735 in 2022.



81%

of physiotherapists in the **Guyana Physiotherapy Association** are female



90%

of physiotherapists in **Guyana** are female

NORTH AMERICA CARIBBEAN REGION



60%

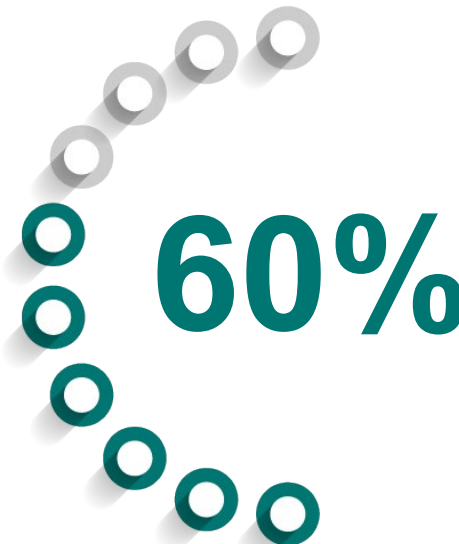
of physiotherapists in **member organisations** in the **North America Caribbean region** are female



65%

of physiotherapists in the in the **North America Caribbean region** are female

GLOBALLY

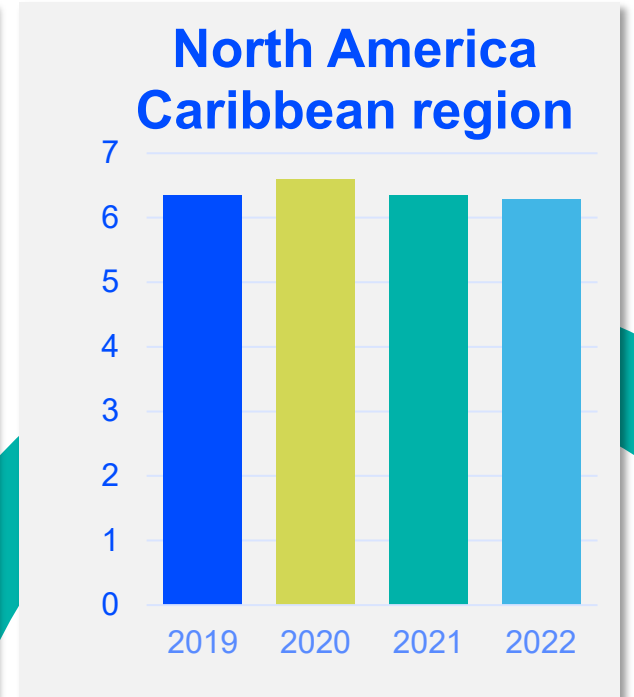
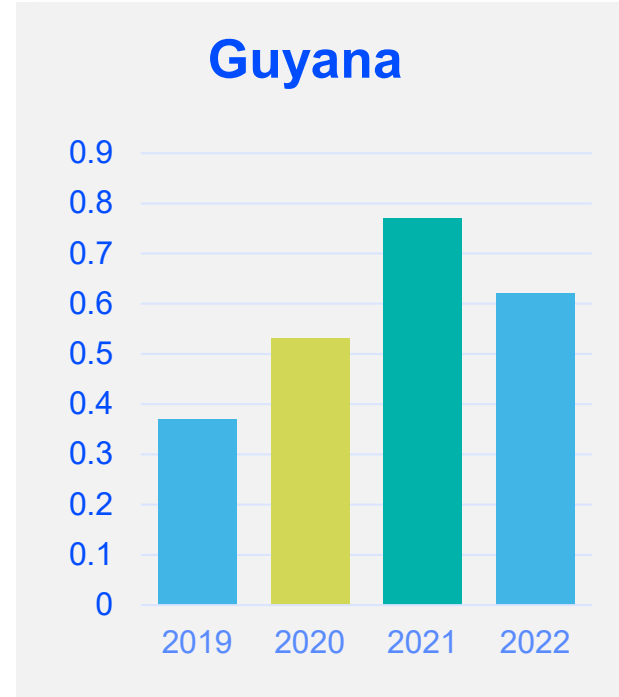
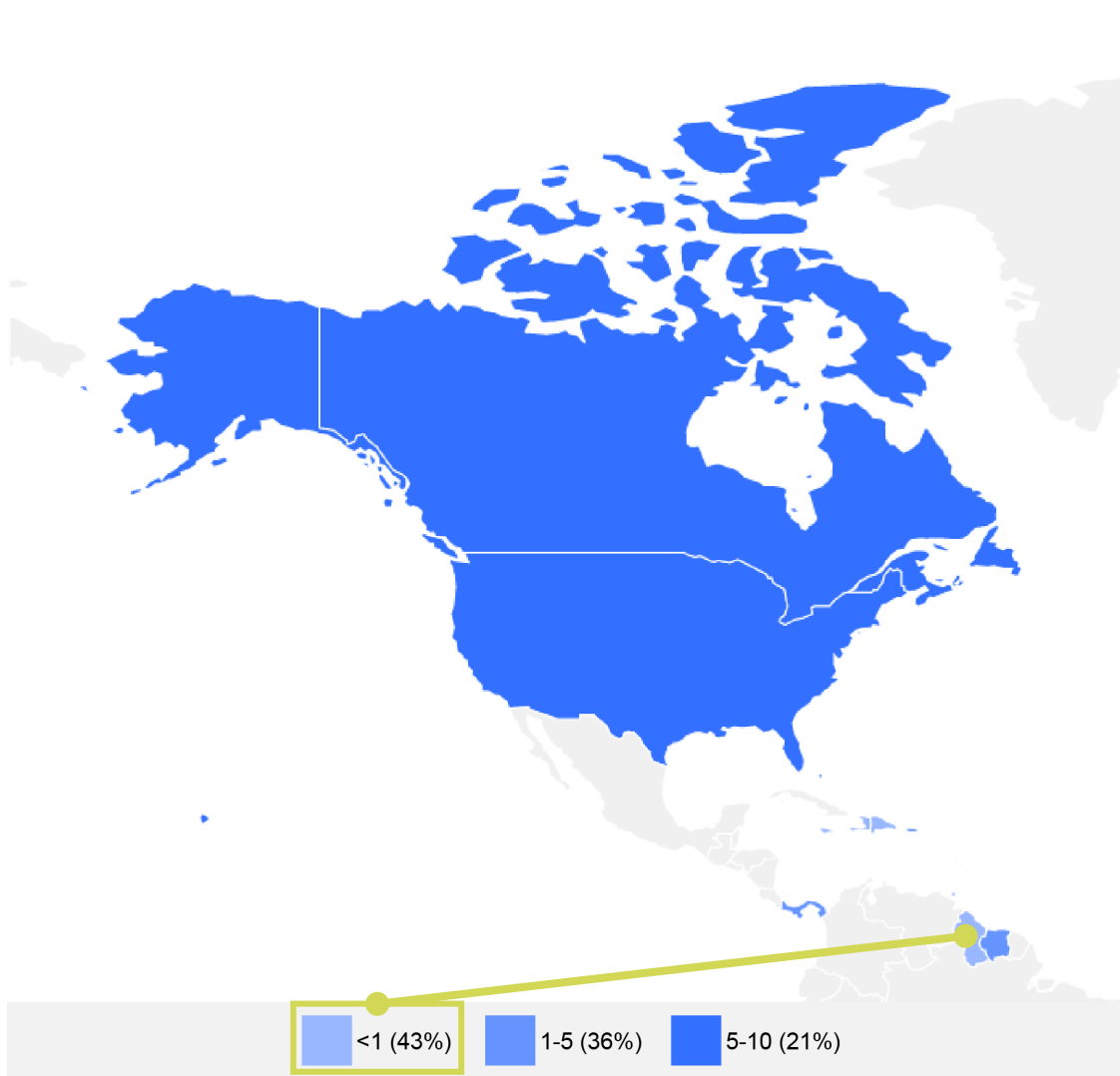


of the individual **members of World Physiotherapy member organisations** are female



of the **global physiotherapy workforce** are female

NUMBER OF PRACTISING PHYSIOTHERAPISTS PER 10,000 POPULATION

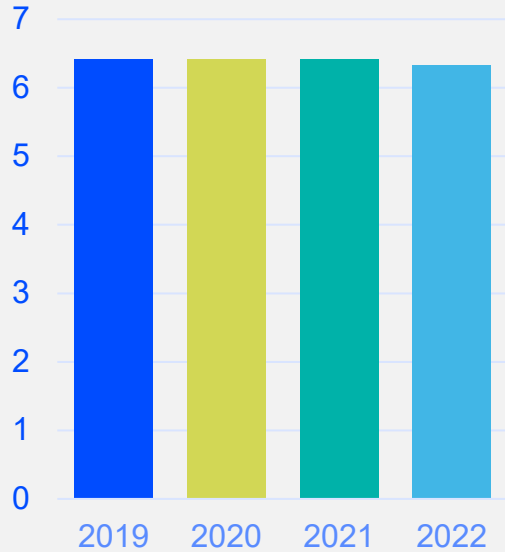


0.62
is the average number of practising physiotherapists per 10,000 population in your country/territory in 2022

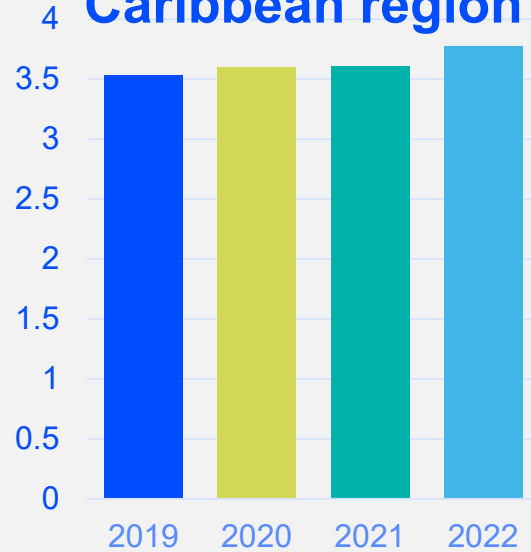
6.28
is the average number of practising physiotherapists per 10,000 population in the World Physiotherapy North America Caribbean region in 2022

NUMBER OF ENTRY LEVEL EDUCATION PROGRAMMES PER 5,000,000 POPULATION

Guyana



North America Caribbean region

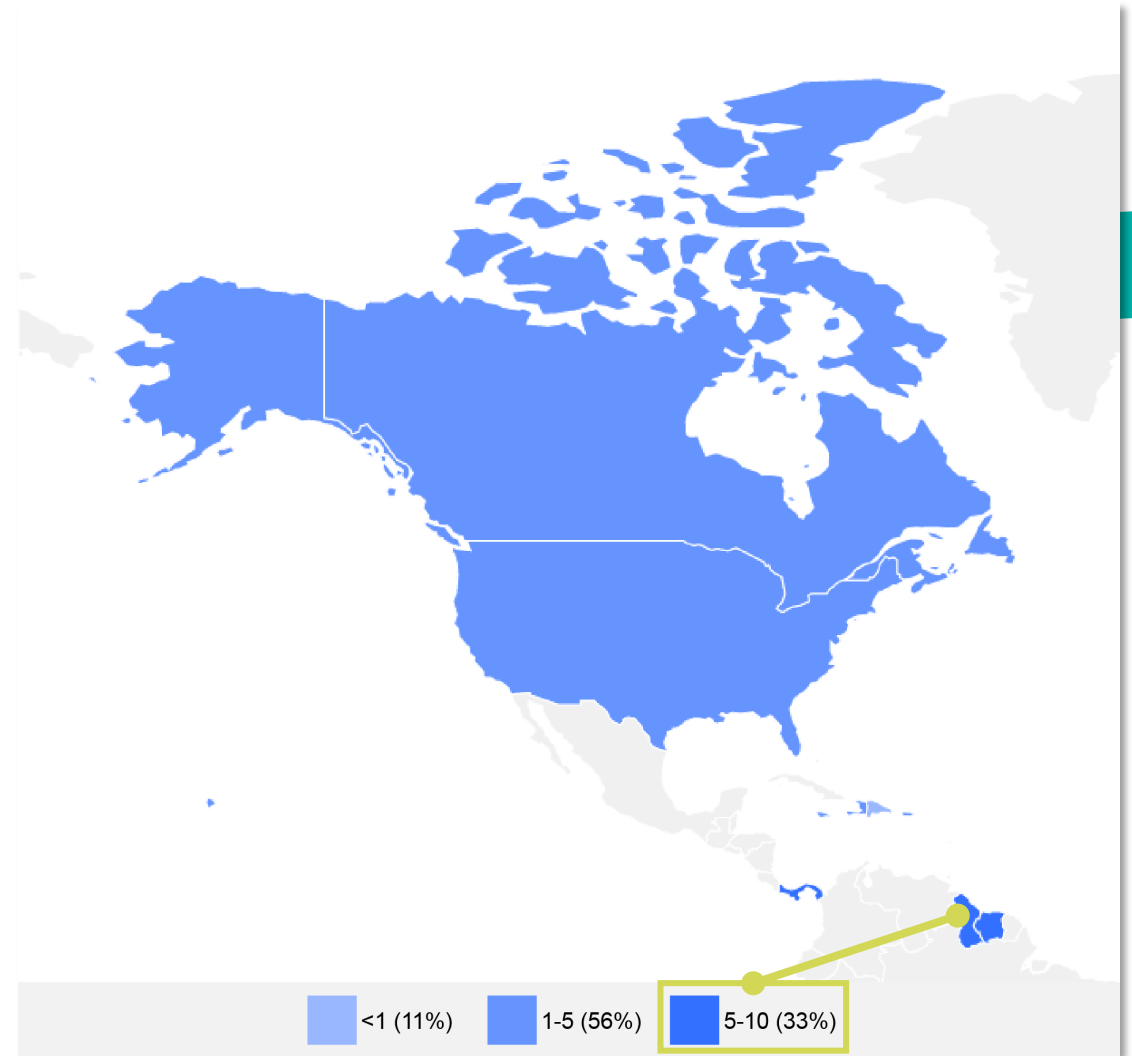


6.33

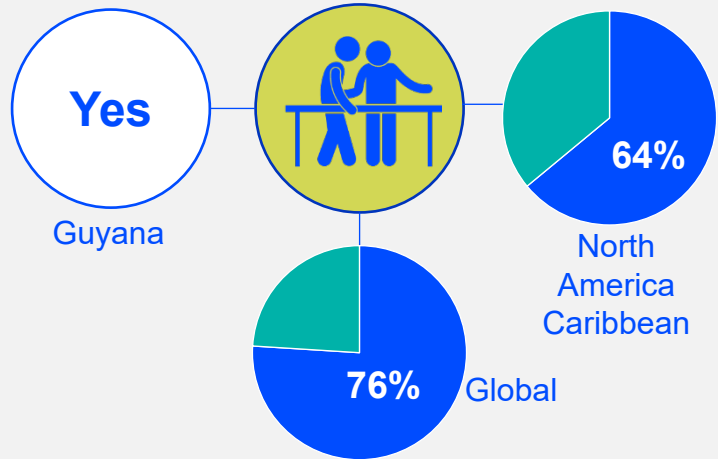
entry level education programmes in your country/territory per 5 million population in 2022

3.77

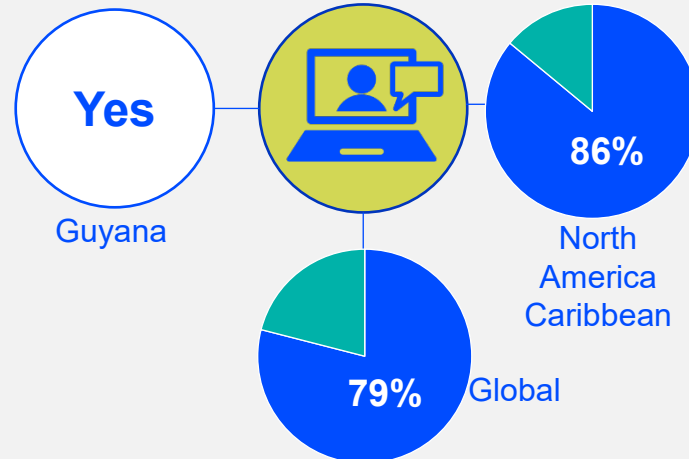
is the average number of entry level education programmes per 5 million population in the World Physiotherapy North America Caribbean region in 2022



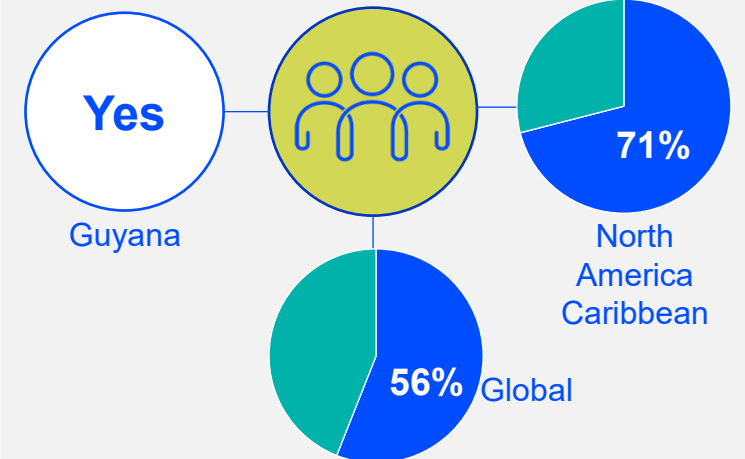
Special interest groups are recognised




Provide CPD for members



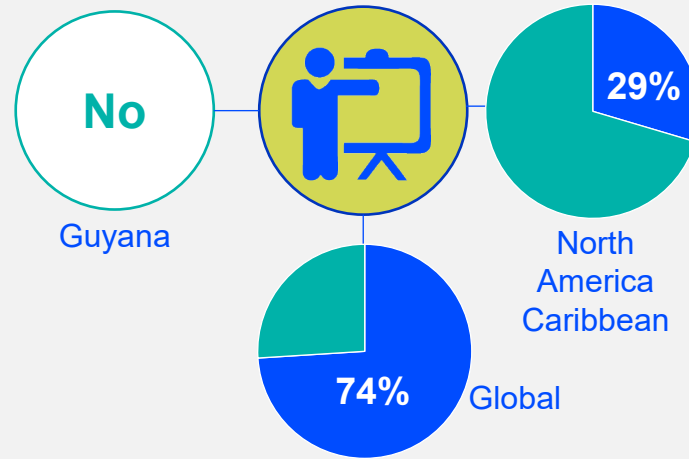
There are support personnel who work with physiotherapists



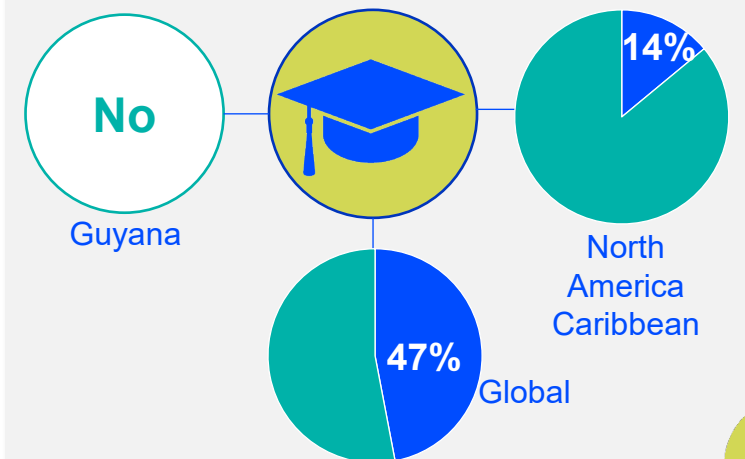
Membership is required to practice



Have postgraduate programmes



Have access to PhD programmes



Africa region		Asia Western Pacific region		Europe region		North America Caribbean region	South America region
Benin	Zambia	Afghanistan	Singapore	Albania	Latvia	Bahamas	Argentina
Cameroon	Zimbabwe	Australia	Sri Lanka	Austria	Lebanon	Barbados	Brazil
Congo (Democratic Republic)		Bangladesh	Taiwan	Belgium	Liechtenstein	Bermuda	Chile
Eswatini		Bhutan	Thailand	Bosnia and Herzegovina	Lithuania	Canada	Colombia
Ethiopia		Cambodia	United Arab Emirates	Bulgaria	Luxembourg	Dominican Republic	Costa Rica
Ghana		Fiji	Vietnam	Croatia	Malta	Guyana	Ecuador
Ivory Coast		Hong Kong	Yemen	Czech Republic	Montenegro	Haiti	Mexico
Kenya		India		Denmark	Netherlands	Jamaica	Peru
Madagascar		Indonesia		Estonia	Norway	Panama	Uruguay
Malawi		Japan		Finland	Palestine	Puerto Rico	Venezuela
Mauritius		Korea (Republic of)		France	Poland	St Lucia	
Morocco		Kuwait		Georgia	Portugal	Suriname	
Namibia		Macau		Germany	Romania	Trinidad and Tobago	
Niger		Malaysia		Greece	Slovakia	United States	
Nigeria		Mongolia		Hungary	Slovenia		
Rwanda		Myanmar		Iceland	Spain		
Senegal		Nepal		Ireland	Sweden		
South Africa		New Zealand		Israel	Switzerland		
Tanzania		Pakistan		Italy	Ukraine		
Togo		Philippines		Jordan	United Kingdom		
Uganda		Saudi Arabia		Kosovo			

Responses to the annual census were received from World Physiotherapy member organisations in these countries/territories in 2022.



Find out more
about
physiotherapy
around the world:
[Global profiles](#)



Follow
World Physiotherapy
on social media
[@WorldPhysio1951](#)



Discover
World Physiotherapy's
website:
www.world.physio

DISCLAIMER

- The data in this report is based on responses to the annual membership census (AMC) sent to World Physiotherapy's member organisations.
- The AMC was sent to 125 member organisations, of which 116 responded, representing a 92.8% response rate. This is consistent with previous years' response rates and demonstrates strong engagement between World Physiotherapy and its member organisations. The census date was 30 June 2022.
- Some data in this report has been collated from other sources available to World Physiotherapy.
- If you have any questions or concerns, or want to make changes to your country's data, please contact membershipcensus@world.physio.