



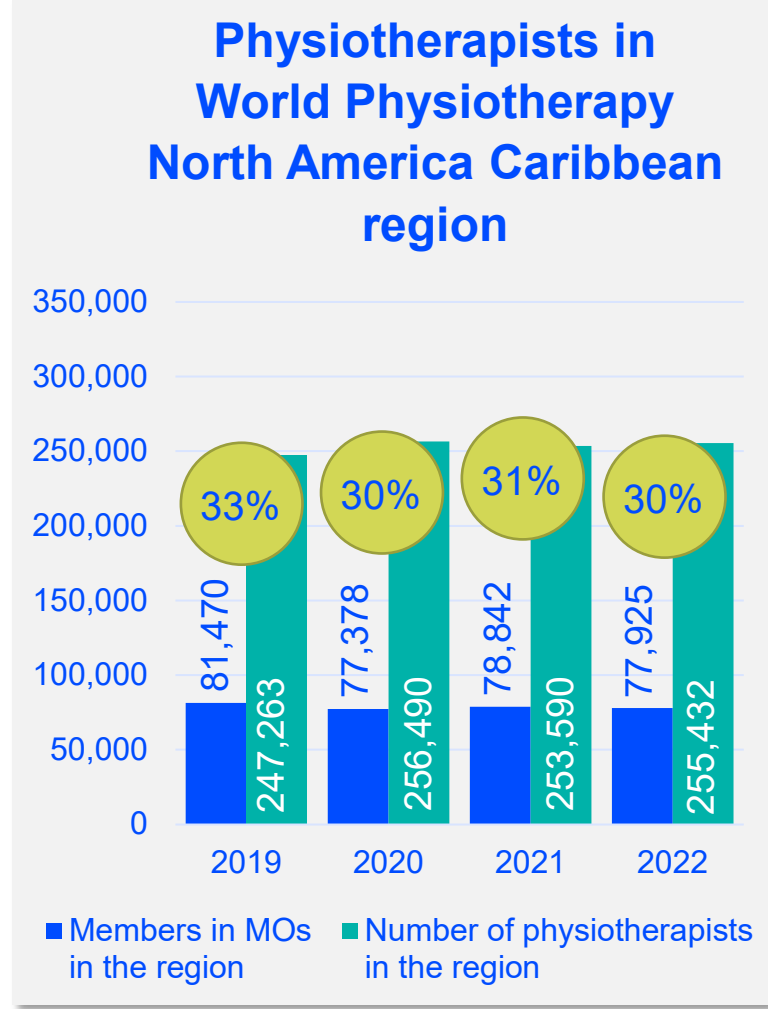
**World  
Physiotherapy**

**JAMAICA**

---

**ANNUAL  
MEMBERSHIP  
CENSUS**

**2022**



**%** shows the percentage of physiotherapists that are members of a World Physiotherapy member organisation

The data in this page includes data from all of World Physiotherapy's 125 member organisations. Some data has also been collated from other sources available to World Physiotherapy.  
\*This decrease is due to an internal audit of the number of individual members in the Indian Association of Physiotherapists. This changed their membership numbers from 48,397 in 2021 to 14,735 in 2022.



## 78%

of physiotherapists in the **Jamaica Physiotherapy Association** are female



## 85%

of physiotherapists in **Jamaica** are female

## NORTH AMERICA CARIBBEAN REGION



## 60%

of physiotherapists in **member organisations** in the **North America Caribbean region** are female



## 65%

of physiotherapists in the in the **North America Caribbean region** are female

## GLOBALLY

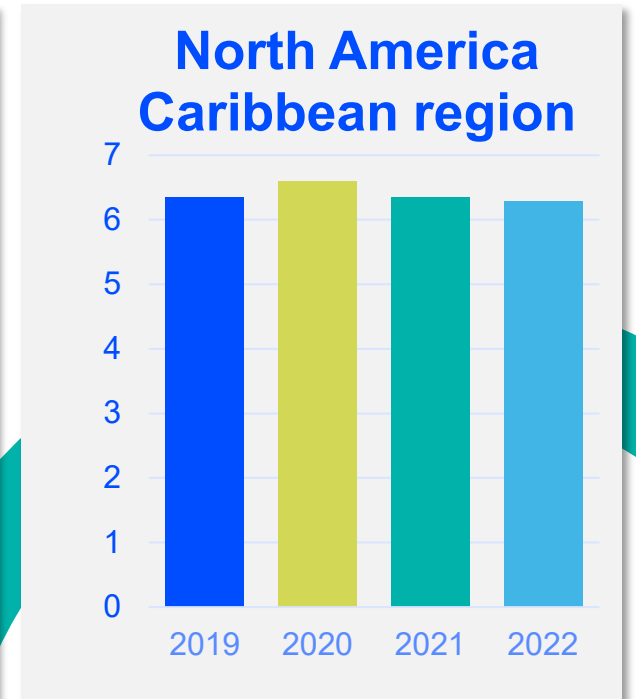
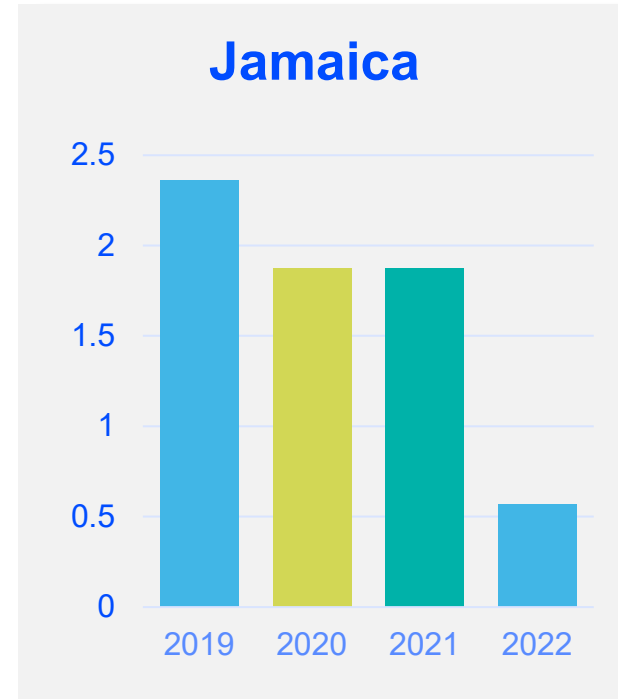
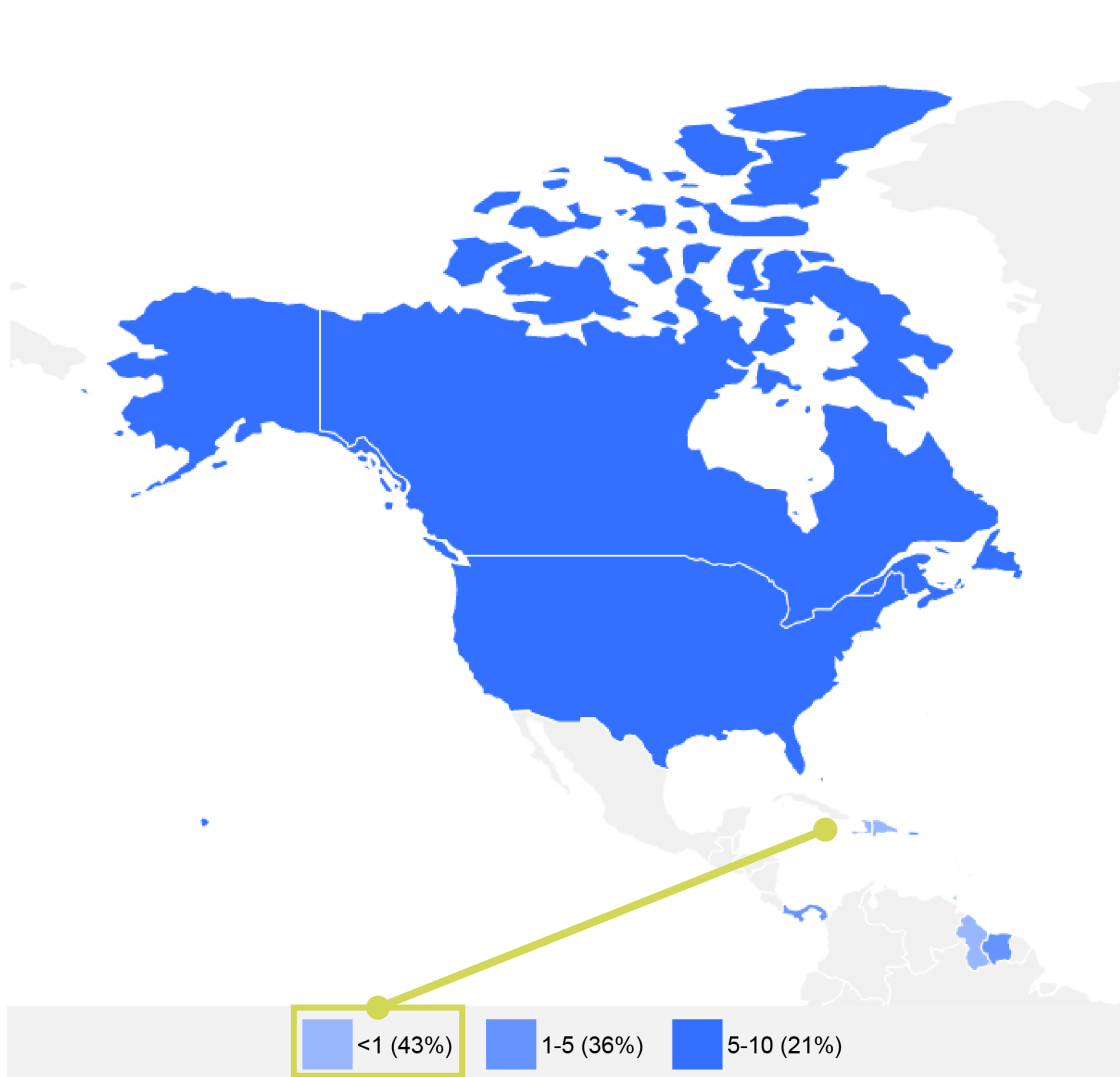


of the individual **members** of **World Physiotherapy member organisations** are female



of the **global physiotherapy workforce** are female

## NUMBER OF PRACTISING PHYSIOTHERAPISTS PER 10,000 POPULATION

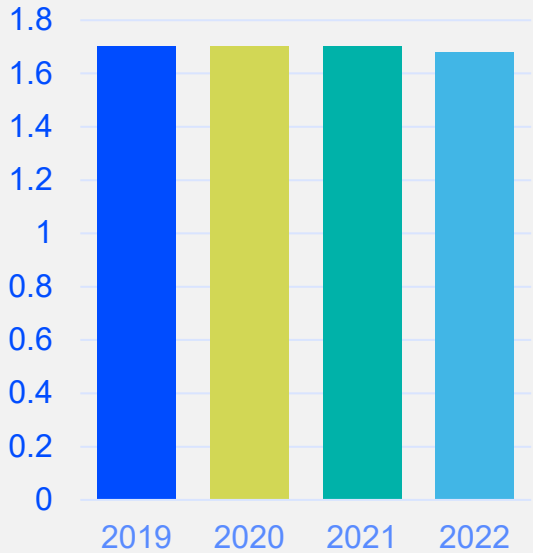


**0.57**  
is the average number of  
practising physiotherapists per  
10,000 population in your  
country/territory in 2022

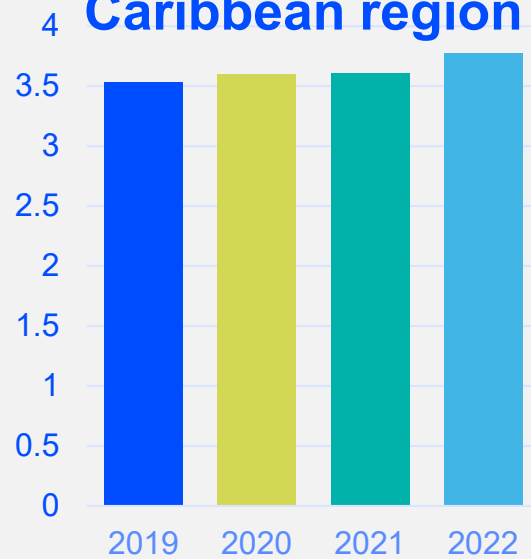
**6.28**  
is the average number of  
practising physiotherapists per  
10,000 population in the World  
Physiotherapy **North America  
Caribbean region** in 2022

## NUMBER OF ENTRY LEVEL EDUCATION PROGRAMMES PER 5,000,000 POPULATION

### Jamaica



### North America Caribbean region

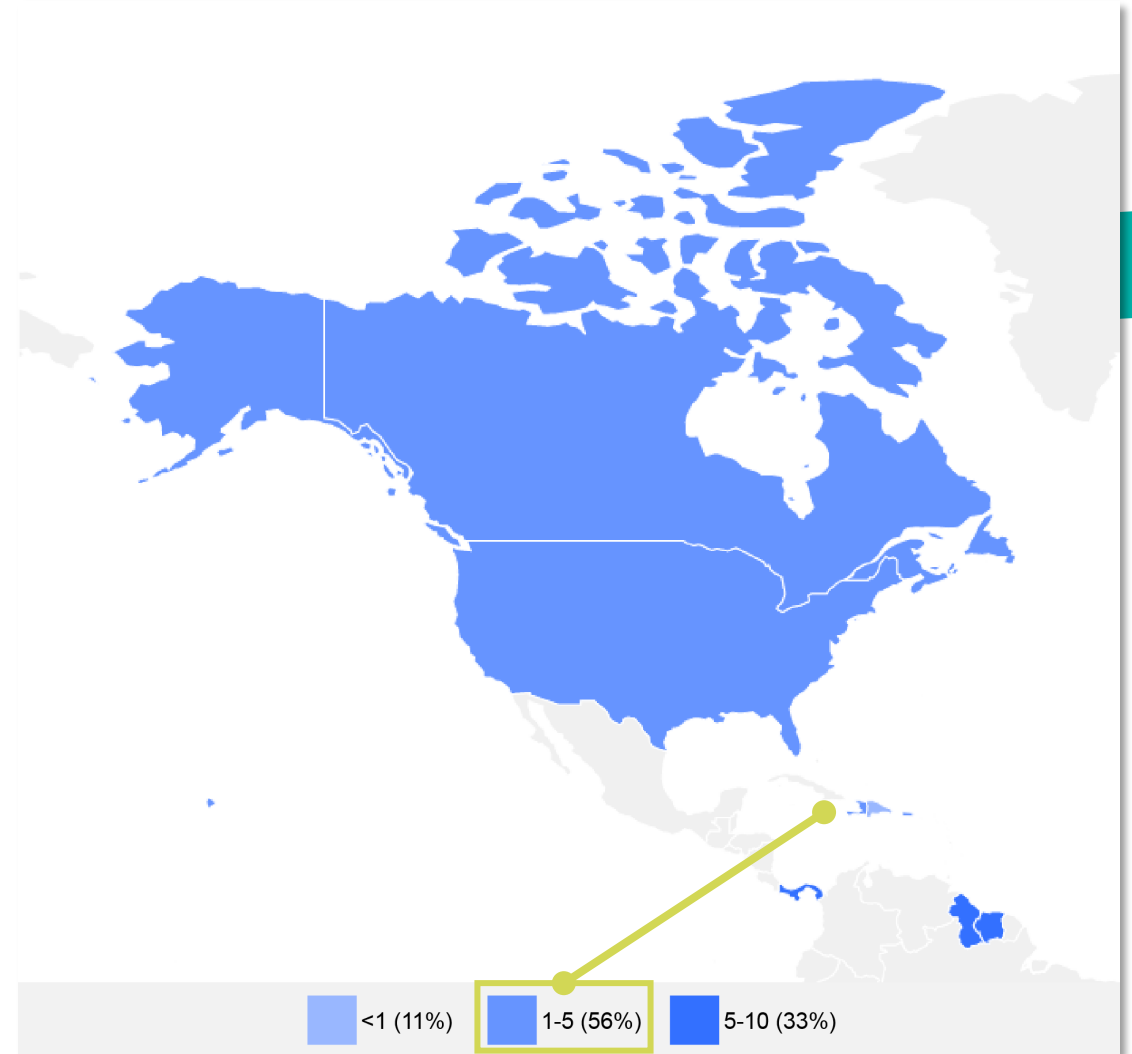


# 1.68

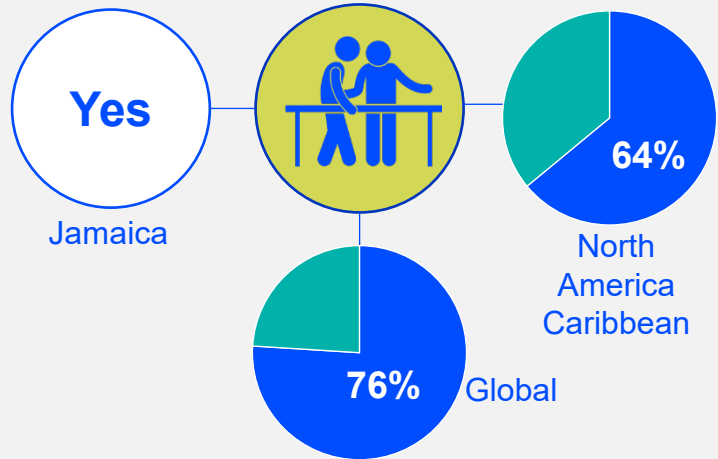
is the **average** number of entry level education programmes in your country/territory per 5 million population in 2022

# 3.77

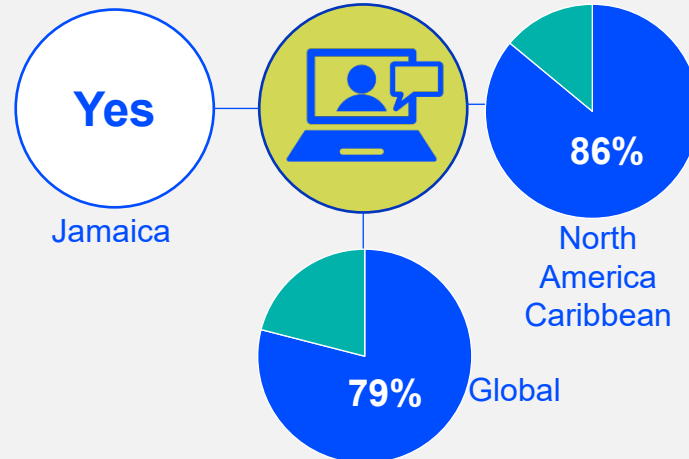
is the **average** number of entry level education programmes per 5 million population in the World Physiotherapy **North America Caribbean region** in 2022



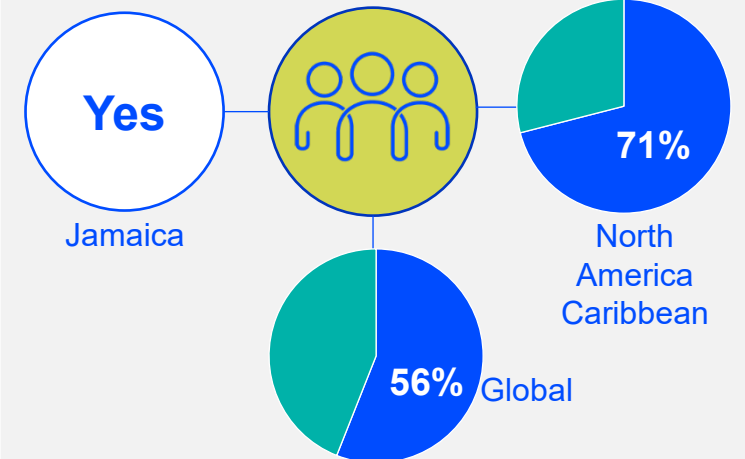
## Special interest groups are recognised



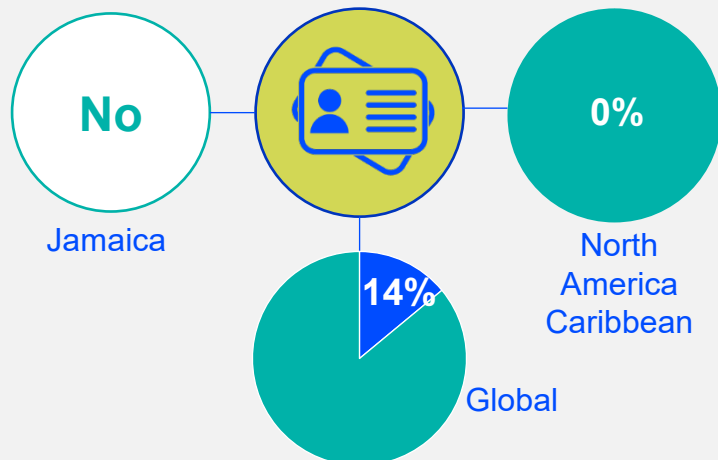
## Provide CPD for members



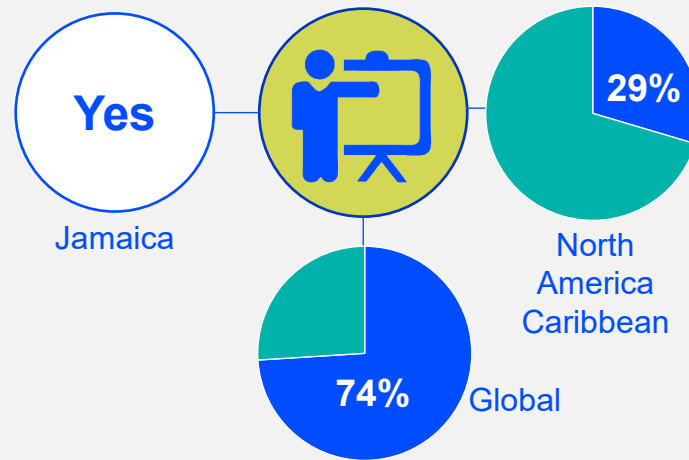
## There are support personnel who work with physiotherapists



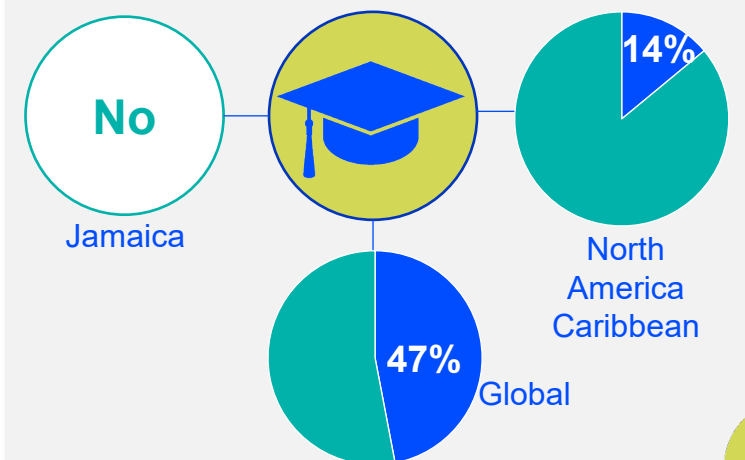
## Membership is required to practice



## Have postgraduate programmes



## Have access to PhD programmes



| Africa region               |          | Asia Western Pacific region |                      | Europe region          |                | North America Caribbean region | South America region |
|-----------------------------|----------|-----------------------------|----------------------|------------------------|----------------|--------------------------------|----------------------|
| Benin                       | Zambia   | Afghanistan                 | Singapore            | Albania                | Latvia         | Bahamas                        | Argentina            |
| Cameroon                    | Zimbabwe | Australia                   | Sri Lanka            | Austria                | Lebanon        | Barbados                       | Brazil               |
| Congo (Democratic Republic) |          | Bangladesh                  | Taiwan               | Belgium                | Liechtenstein  | Bermuda                        | Chile                |
| Eswatini                    |          | Bhutan                      | Thailand             | Bosnia and Herzegovina | Lithuania      | Canada                         | Colombia             |
| Ethiopia                    |          | Cambodia                    | United Arab Emirates | Bulgaria               | Luxembourg     | Dominican Republic             | Costa Rica           |
| Ghana                       |          | Fiji                        | Vietnam              | Croatia                | Malta          | Guyana                         | Ecuador              |
| Ivory Coast                 |          | Hong Kong                   | Yemen                | Czech Republic         | Montenegro     | Haiti                          | Mexico               |
| Kenya                       |          | India                       |                      | Denmark                | Netherlands    | Jamaica                        | Peru                 |
| Madagascar                  |          | Indonesia                   |                      | Estonia                | Norway         | Panama                         | Uruguay              |
| Malawi                      |          | Japan                       |                      | Finland                | Palestine      | Puerto Rico                    | Venezuela            |
| Mauritius                   |          | Korea (Republic of)         |                      | France                 | Poland         | St Lucia                       |                      |
| Morocco                     |          | Kuwait                      |                      | Georgia                | Portugal       | Suriname                       |                      |
| Namibia                     |          | Macau                       |                      | Germany                | Romania        | Trinidad and Tobago            |                      |
| Niger                       |          | Malaysia                    |                      | Greece                 | Slovakia       | United States                  |                      |
| Nigeria                     |          | Mongolia                    |                      | Hungary                | Slovenia       |                                |                      |
| Rwanda                      |          | Myanmar                     |                      | Iceland                | Spain          |                                |                      |
| Senegal                     |          | Nepal                       |                      | Ireland                | Sweden         |                                |                      |
| South Africa                |          | New Zealand                 |                      | Israel                 | Switzerland    |                                |                      |
| Tanzania                    |          | Pakistan                    |                      | Italy                  | Ukraine        |                                |                      |
| Togo                        |          | Philippines                 |                      | Jordan                 | United Kingdom |                                |                      |
| Uganda                      |          | Saudi Arabia                |                      | Kosovo                 |                |                                |                      |

Responses to the annual census were received from World Physiotherapy member organisations in these countries/territories in 2022.



Find out more  
about  
physiotherapy  
around the world:  
[Global profiles](#)



Follow  
World Physiotherapy  
on social media  
[@WorldPhysio1951](#)



Discover  
World Physiotherapy's  
website:  
[www.world.physio](http://www.world.physio)

## DISCLAIMER

- The data in this report is based on responses to the annual membership census (AMC) sent to World Physiotherapy's member organisations.
- The AMC was sent to 125 member organisations, of which 116 responded, representing a 92.8% response rate. This is consistent with previous years' response rates and demonstrates strong engagement between World Physiotherapy and its member organisations. The census date was 30 June 2022.
- Some data in this report has been collated from other sources available to World Physiotherapy.
- If you have any questions or concerns, or want to make changes to your country's data, please contact [membershipcensus@world.physio](mailto:membershipcensus@world.physio).