

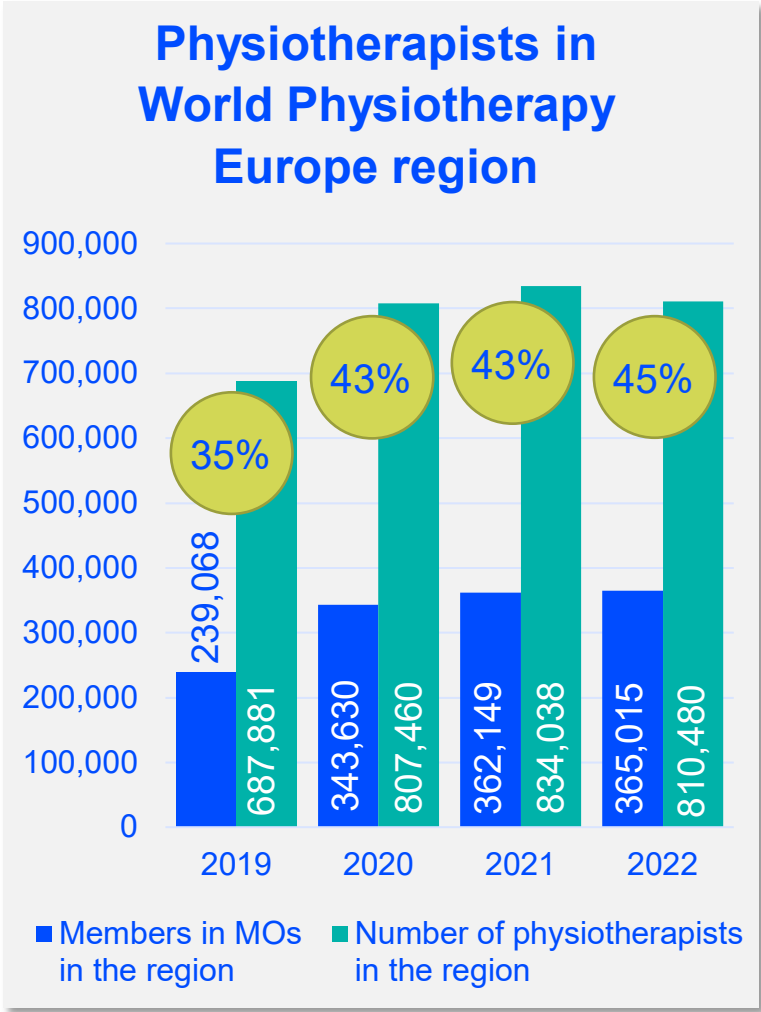


World Physiotherapy

MALTA

**ANNUAL
MEMBERSHIP
CENSUS**

2022



% shows the percentage of physiotherapists that are members of a World Physiotherapy member organisation

The data in this page includes data from all of World Physiotherapy's 125 member organisations. Some data has also been collated from other sources available to World Physiotherapy.
*This decrease is due to an internal audit of the number of individual members in the Indian Association of Physiotherapists. This changed their membership numbers from 48,397 in 2021 to 14,735 in 2022.



66%

of physiotherapists in the **Malta Association of Physiotherapists** are female



66%

of physiotherapists in **Malta** are female

EUROPE REGION



66%

of physiotherapists in **member organisations** in the **Europe region** are female



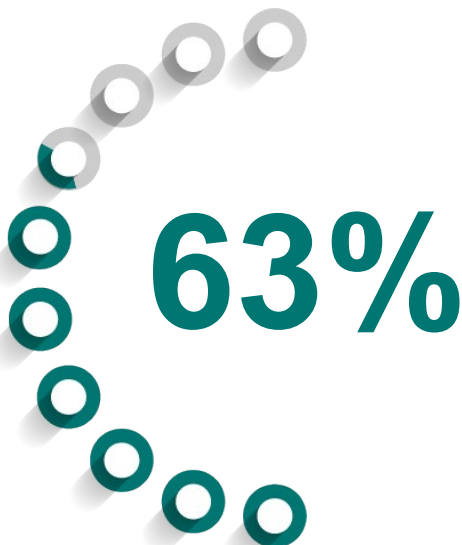
66%

of physiotherapists in the in the **Europe region** are female

GLOBALLY

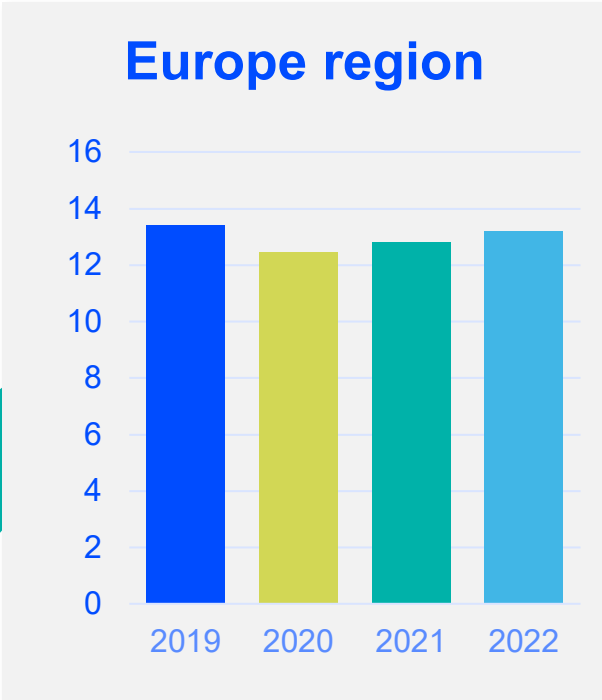
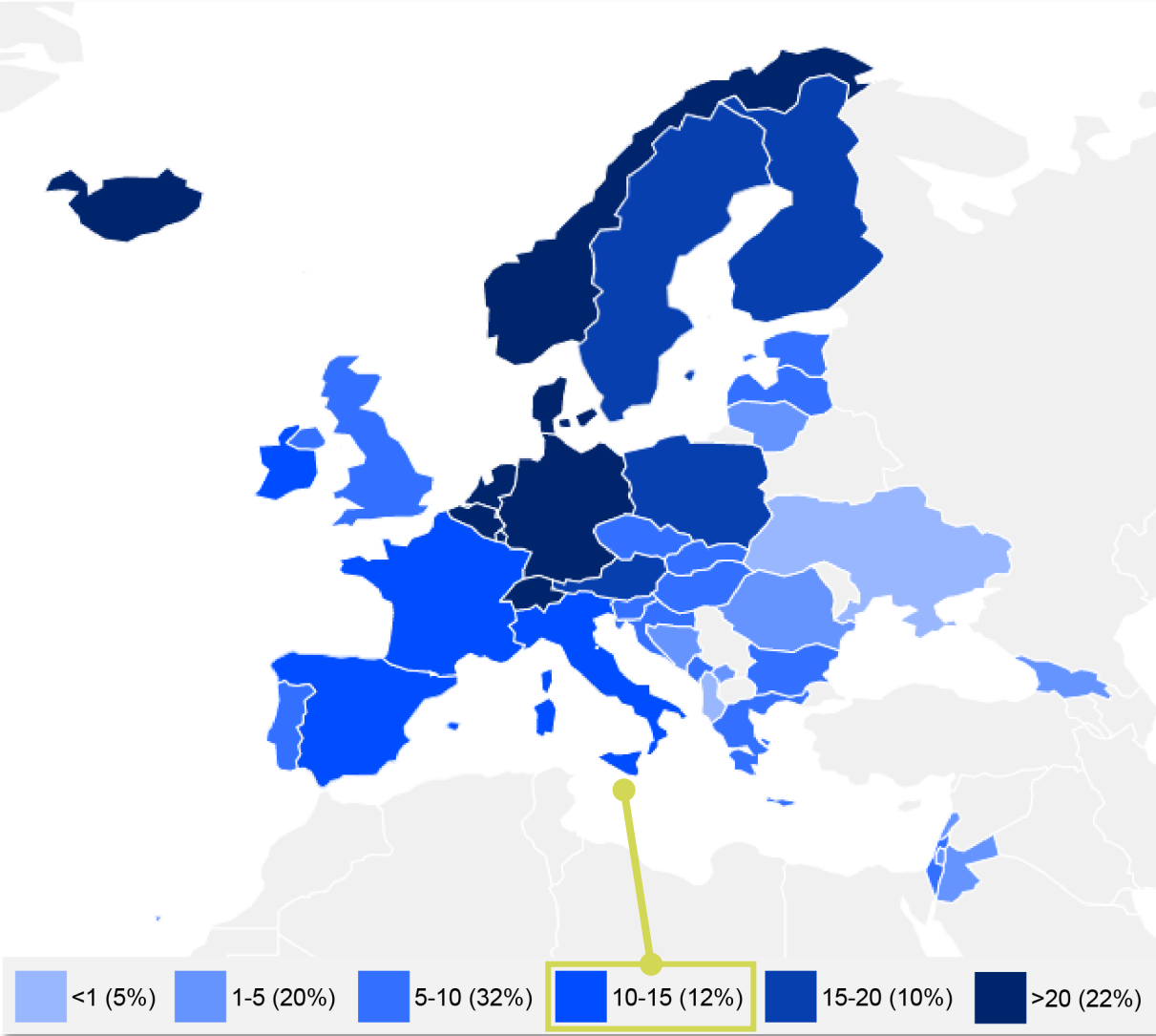


of the individual **members of World Physiotherapy member organisations** are female



of the **global physiotherapy workforce** are female

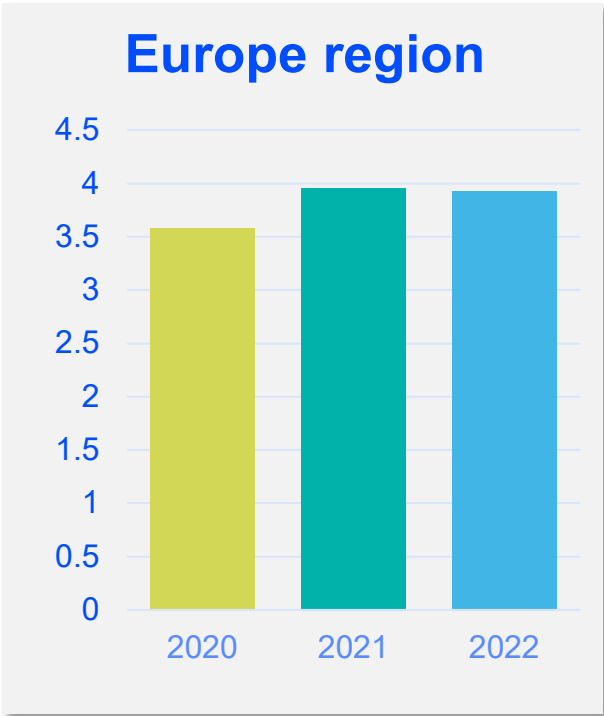
NUMBER OF PRACTISING PHYSIOTHERAPISTS PER 10,000 POPULATION



11.82
is the average number of
practising physiotherapists per
10,000 population in your
country/territory in 2022

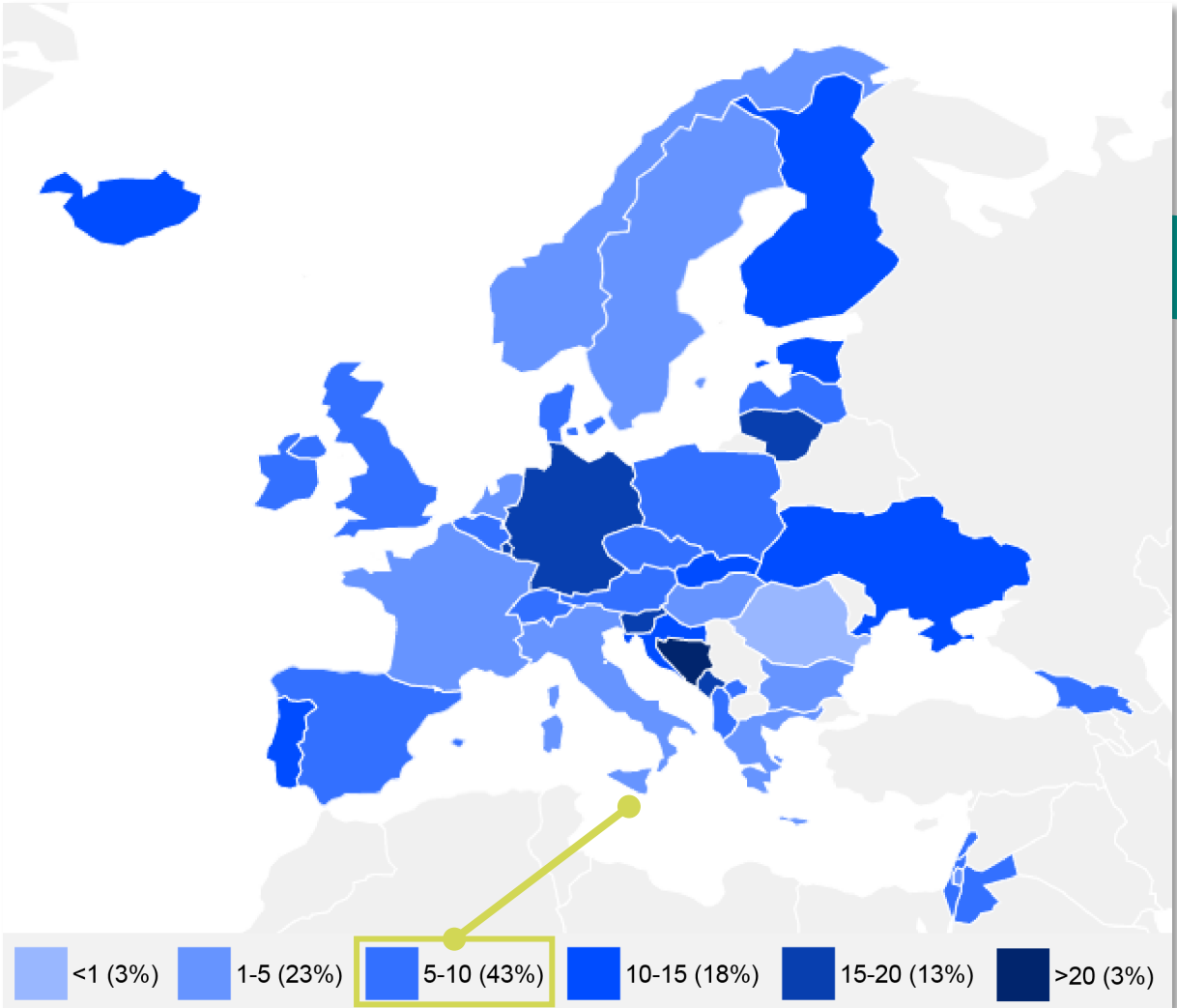
13.18
is the average number of
practising physiotherapists per
10,000 population in the World
Physiotherapy Europe region
in 2022

NUMBER OF ENTRY LEVEL EDUCATION PROGRAMMES PER 5,000,000 POPULATION

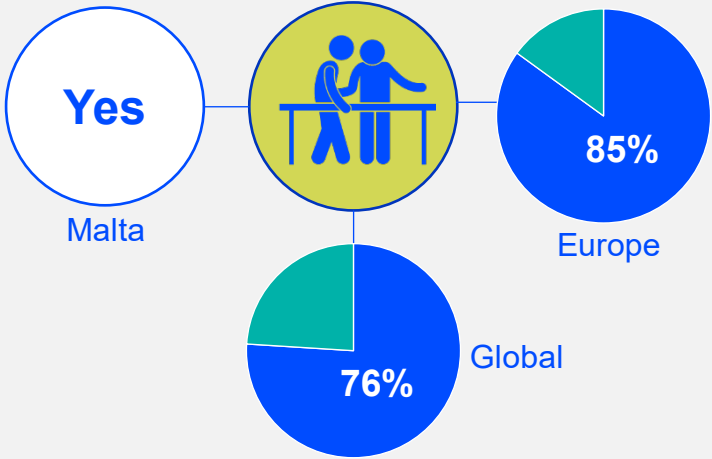


9.67
entry level education programmes in your country/territory per 5 million population in 2022

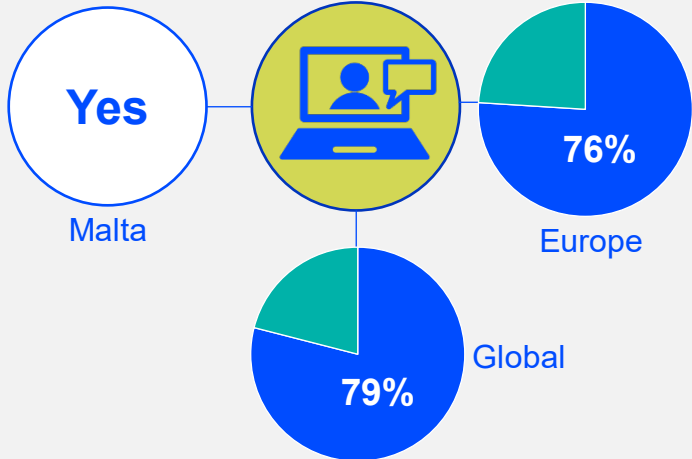
7.72
is the **average** number of entry level education programmes per 5 million population in the World Physiotherapy **Europe region** in 2022



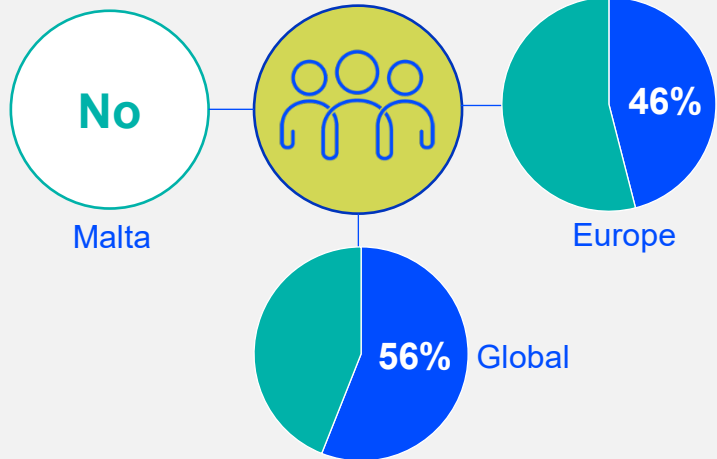
Special interest
groups are recognised



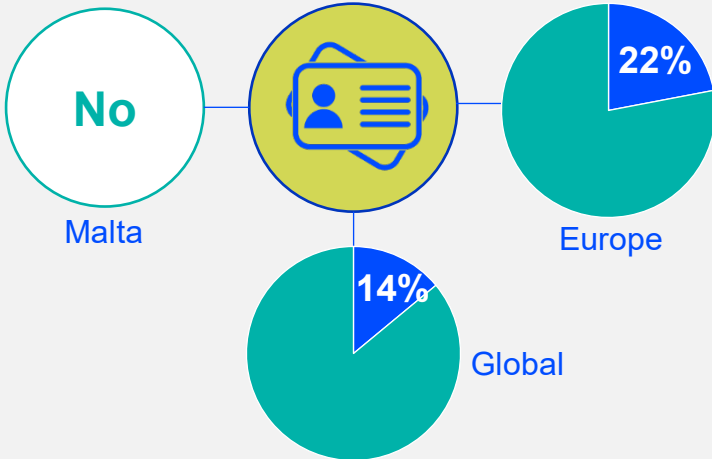
Provide CPD for members



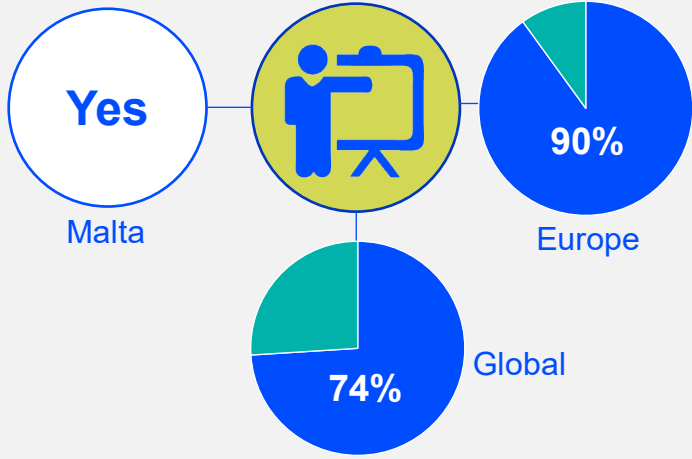
There are support personnel who work
with physiotherapists



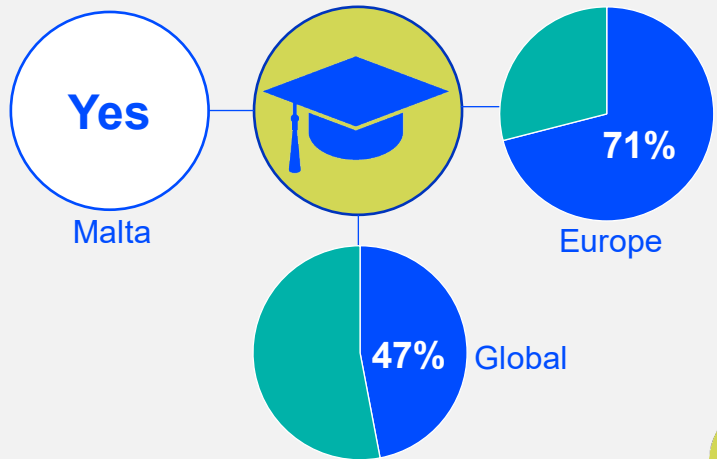
Membership is required to practice



Have postgraduate programmes



Have access to PhD programmes



| Africa region | | Asia Western Pacific region | | Europe region | | North America Caribbean region | South America region |
|-----------------------------|----------|-----------------------------|----------------------|------------------------|----------------|--------------------------------|----------------------|
| Benin | Zambia | Afghanistan | Singapore | Albania | Latvia | Bahamas | Argentina |
| Cameroon | Zimbabwe | Australia | Sri Lanka | Austria | Lebanon | Barbados | Brazil |
| Congo (Democratic Republic) | | Bangladesh | Taiwan | Belgium | Liechtenstein | Bermuda | Chile |
| Eswatini | | Bhutan | Thailand | Bosnia and Herzegovina | Lithuania | Canada | Colombia |
| Ethiopia | | Cambodia | United Arab Emirates | Bulgaria | Luxembourg | Dominican Republic | Costa Rica |
| Ghana | | Fiji | Vietnam | Croatia | Malta | Guyana | Ecuador |
| Ivory Coast | | Hong Kong | Yemen | Czech Republic | Montenegro | Haiti | Mexico |
| Kenya | | India | | Denmark | Netherlands | Jamaica | Peru |
| Madagascar | | Indonesia | | Estonia | Norway | Panama | Uruguay |
| Malawi | | Japan | | Finland | Palestine | Puerto Rico | Venezuela |
| Mauritius | | Korea (Republic of) | | France | Poland | St Lucia | |
| Morocco | | Kuwait | | Georgia | Portugal | Suriname | |
| Namibia | | Macau | | Germany | Romania | Trinidad and Tobago | |
| Niger | | Malaysia | | Greece | Slovakia | United States | |
| Nigeria | | Mongolia | | Hungary | Slovenia | | |
| Rwanda | | Myanmar | | Iceland | Spain | | |
| Senegal | | Nepal | | Ireland | Sweden | | |
| South Africa | | New Zealand | | Israel | Switzerland | | |
| Tanzania | | Pakistan | | Italy | Ukraine | | |
| Togo | | Philippines | | Jordan | United Kingdom | | |
| Uganda | | Saudi Arabia | | Kosovo | | | |

Responses to the annual census were received from World Physiotherapy member organisations in these countries/territories in 2022.



Find out more
about
physiotherapy
around the world:
[Global profiles](#)



Follow
World Physiotherapy
on social media
[@WorldPhysio1951](#)



Discover
World Physiotherapy's
website:
[www.world.physio](#)

DISCLAIMER

- The data in this report is based on responses to the annual membership census (AMC) sent to World Physiotherapy's member organisations.
- The AMC was sent to 125 member organisations, of which 116 responded, representing a 92.8% response rate. This is consistent with previous years' response rates and demonstrates strong engagement between World Physiotherapy and its member organisations. The census date was 30 June 2022.
- Some data in this report has been collated from other sources available to World Physiotherapy.
- If you have any questions or concerns, or want to make changes to your country's data, please contact membershipcensus@world.physio.