



# World Physiotherapy

---

**ASIA  
WESTERN  
PACIFIC**

**ANNUAL  
MEMBERSHIP  
CENSUS**

**2022**



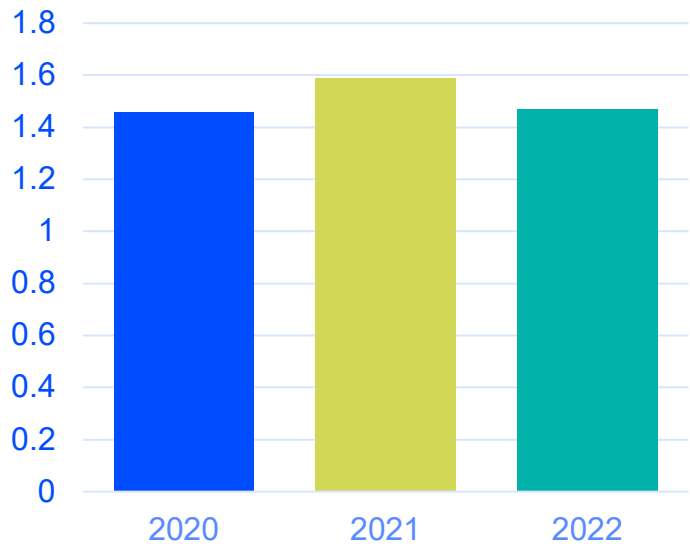
71%

of AMC respondents have **increased** their membership during the last year.

However, **total membership** in the region has **decreased**, largely due to a revised membership figure from the Indian Association of Physiotherapists.



PHYSIOTHERAPISTS PER 10,000  
POPULATION IN THE REGION



1.47

is the average number of **practising physiotherapists** per 10,000 population in the **Asia Western Pacific region** in 2022.

There is a **large variation of physiotherapy workforce** in the region (0.06 in Pakistan to 14.5 in Australia).

The **Asia Western Pacific region** has the **second lowest ratio** globally of physiotherapy **workforce per population**, above Africa region (0.23/10K).



48%

of individual members in  
**member organisations**  
in the  
**Asia Western Pacific**  
region  
are female



54%

of the physiotherapy  
workforce in the  
**Asia Western Pacific**  
region  
are female

## BOARD MEMBERS



35%

of member organisations' **board members**  
**are female** (this is the lowest percentage  
across all five regions)

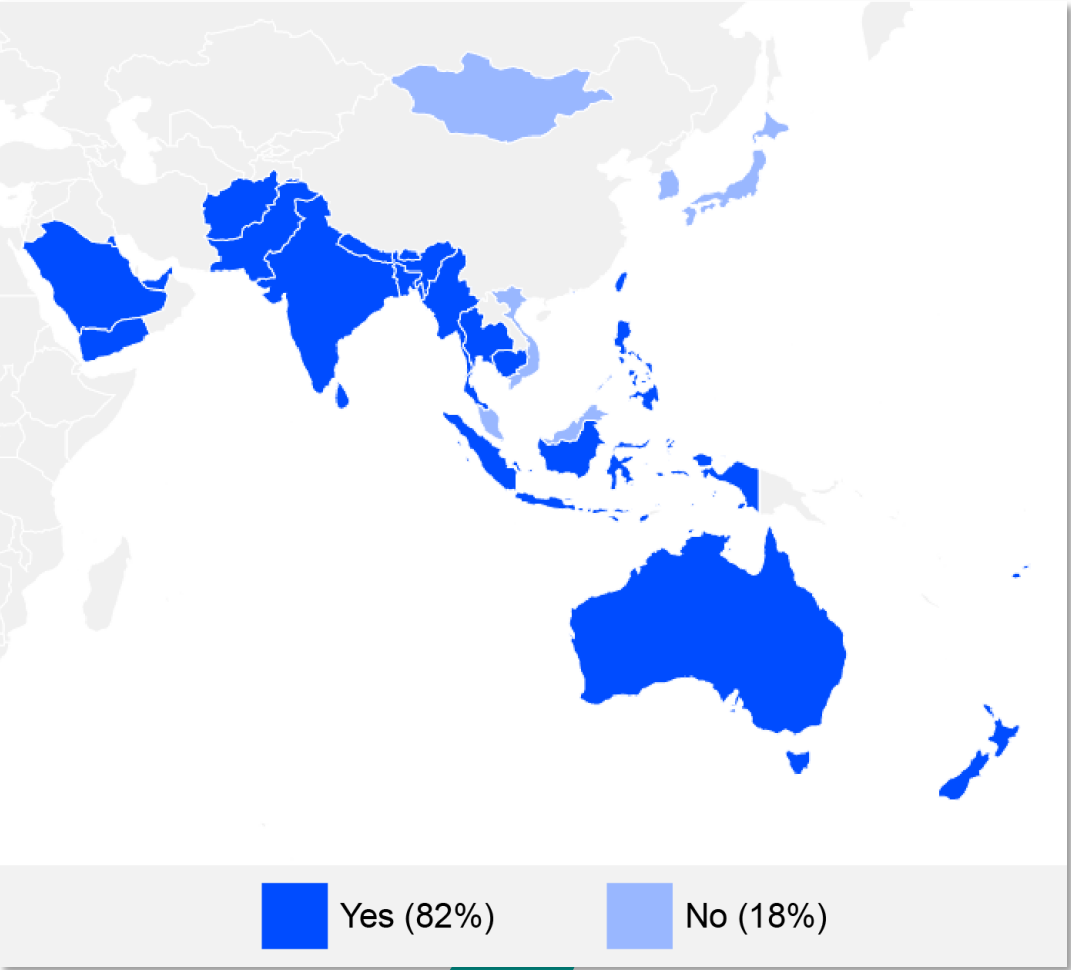


25%

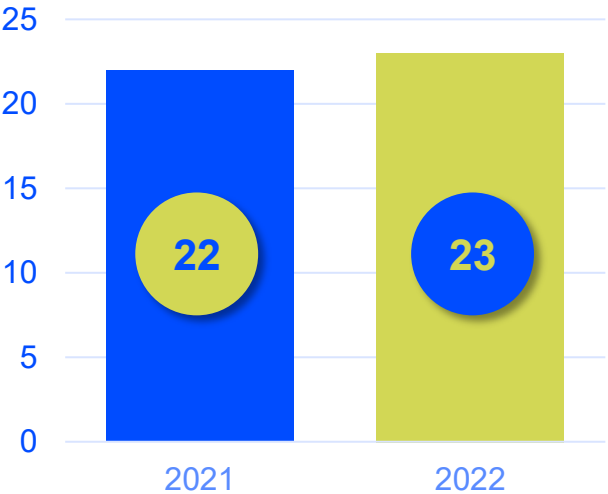
of the 30 member organisations in the  
region have **female presidents**, the  
lowest ratio across all five regions

Of 28 AMC respondents in the region, **six reported a higher percentage of female board members** than the percentage of female physiotherapists in the workforce in their country/territory.

COUNTRIES/TERRITORIES IN THE REGION  
WHERE PHYSIOTHERAPISTS ARE ALLOWED  
TO PROVIDE TELEHEALTH SERVICES



NUMBER OF  
COUNTRIES/TERRITORIES



82%

of AMC respondents in the  
region report  
**physiotherapists are  
allowed to provide  
telehealth services**

4%

**increase** since 2021 in  
number of countries/  
territories in the region where  
**physiotherapists can  
provide telehealth services**



## 43%

of AMC respondents reported that **physiotherapy** is **included** in health **emergency preparedness** measures in their country/territory



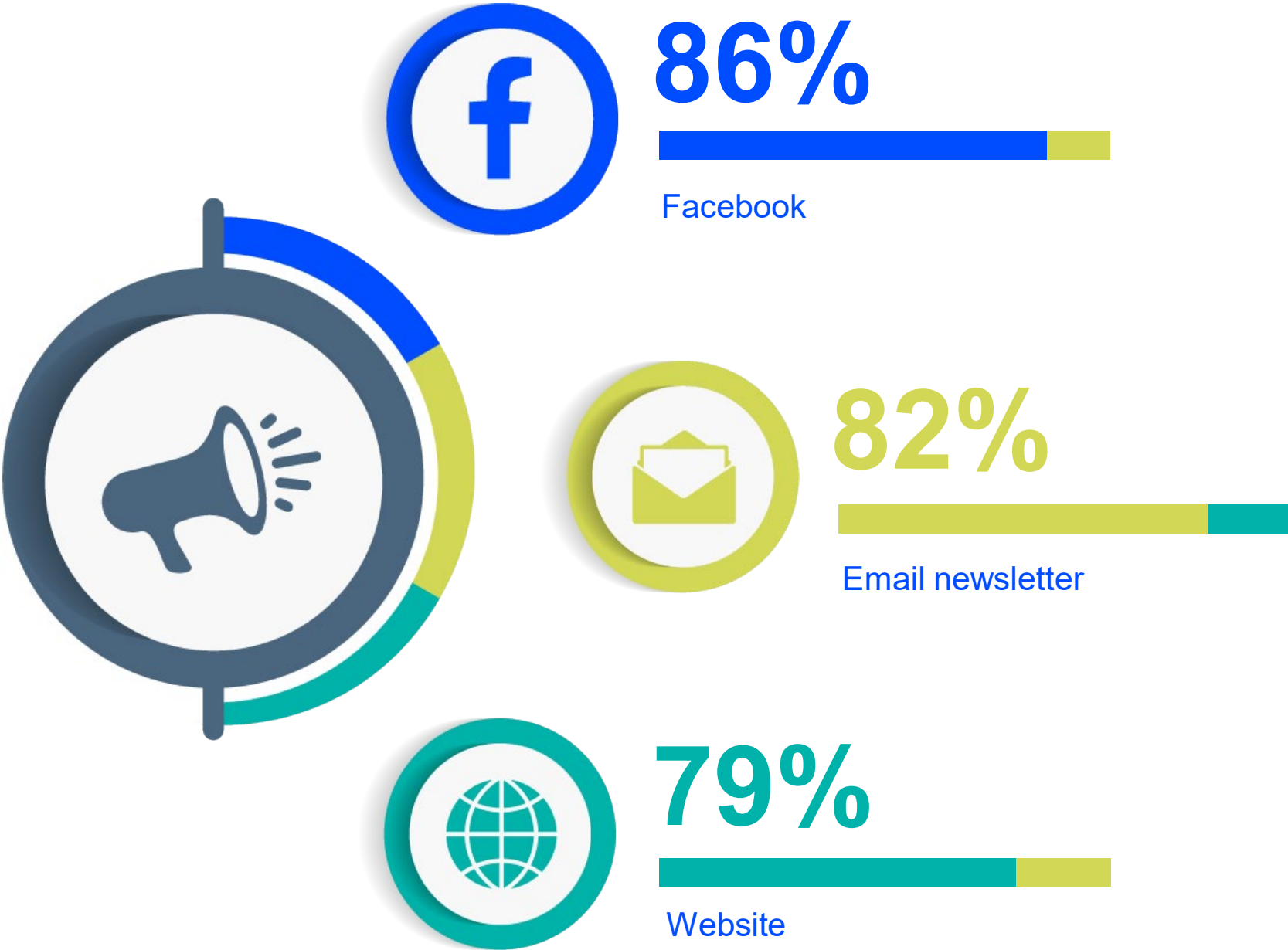
## IMPACT OF THE COVID-19 PANDEMIC



## 82%

of AMC respondents in the region reported that the capacity to provide **physiotherapy services** in their country/territory had **returned to a pre-pandemic** level or increased, regarding the number of physiotherapists working full-time and with access to necessary materials and resources

THE THREE KEY  
CHANNELS OF  
COMMUNICATION  
USED BY AMC  
RESPONDENTS  
TO COMMUNICATE  
WITH THEIR  
MEMBERS



## COUNTRIES/TERRITORIES WITH DIRECT ACCESS TO PHYSIOTHERAPY SERVICES IN THE REGION



**46%**

of countries/territories have **full direct access** to physiotherapy services in the region.



**21%**

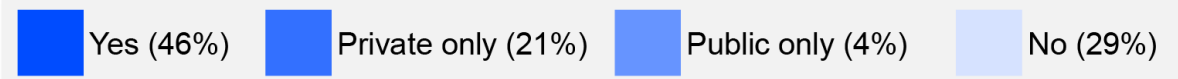
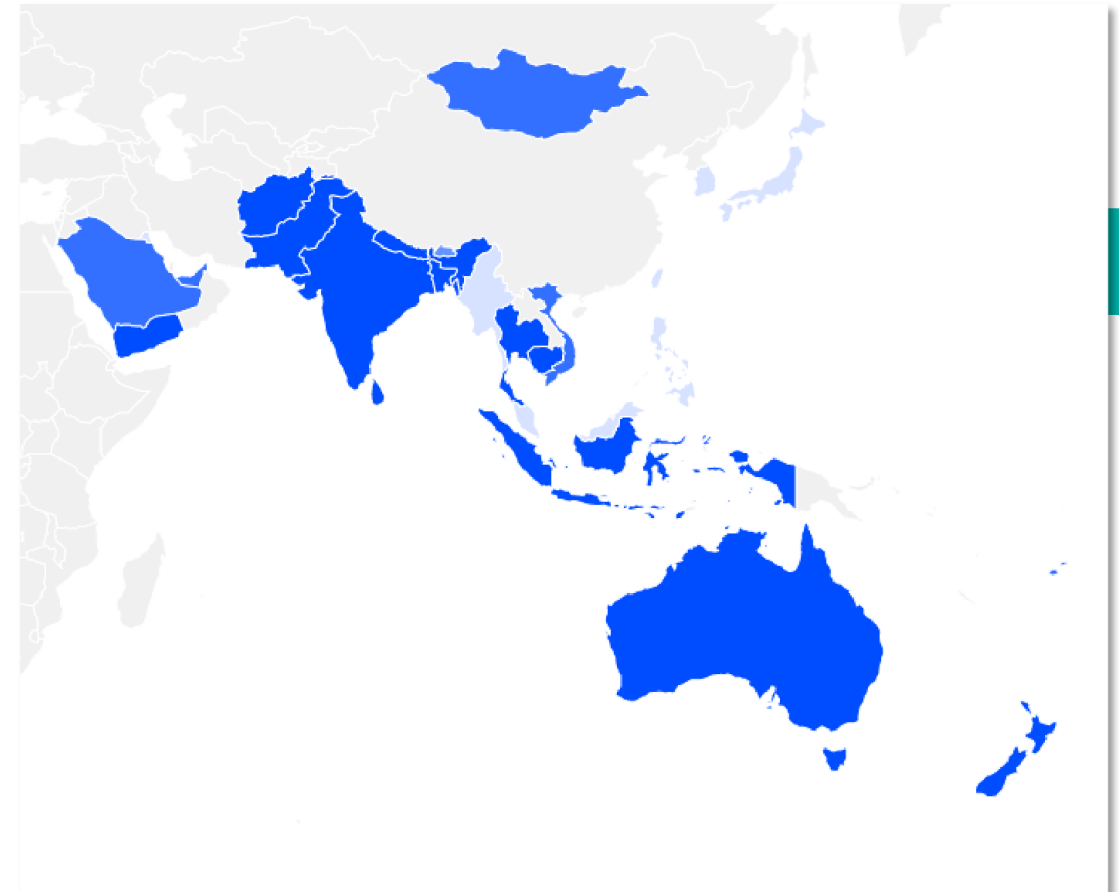
of the AMC respondents reported direct access only for **private physiotherapy** services.



**29%**

reported direct access is **not allowed**.

The most frequently reported **limitation to direct access** was **practice setting** (43%).



## PHILIPPINE PHYSICAL THERAPY ASSOCIATION

The Philippine Physical Therapy Association (PPTA) added a new member benefit in 2021 with the launch of its official journal, the Philippine Journal of Physical Therapy. The journal has been in development since 2017 and was first discussed at an Indaba session at the World Physiotherapy Congress 2019 in Geneva. This session enabled PPTA to learn from other member organisations about how they developed and launched their journals and gain sights from journal editors.

The open access journal is a partnership with University of St. Augustine for Health Sciences in the United States. The editorial board is made of Filipino physiotherapists in the Philippines and in the United States. The editorial team plans to create journal clubs and training programmes to help clinicians develop their own research for publication.



THE PHILIPPINE JOURNAL OF PHYSICAL THERAPY

PhJPT

*Official Journal of the Philippine Physical Therapy Association*



Asia Western Pacific region	
Afghanistan	Mongolia
Australia	Myanmar
Bangladesh	Nepal
Bhutan	New Zealand
Cambodia	Pakistan
Fiji	Philippines
Hong Kong	Saudi Arabia
India	Singapore
Indonesia	Sri Lanka
Japan	Taiwan
Korea (Republic of)	Thailand
Kuwait	United Arab Emirates
Macau	Vietnam
Malaysia	Yemen

**90%**  
of member organisations  
(28 out of 31) in the  
region submitted data  
for the annual  
membership census  
(AMC) in 2022.

## DISCLAIMER

- The data in this report is based on responses to the annual membership census (AMC) sent to World Physiotherapy’s member organisations.
- The AMC was sent to 125 member organisations, of which 116 responded, representing a 92.8% response rate. This is consistent with previous years’ response rates and demonstrates strong engagement between World Physiotherapy and its member organisations. The census date was 30 June 2022.
- Some data in this report has been collated from other sources available to World Physiotherapy.
- If you have any questions or concerns, or want to make changes to your country’s data, please contact [membershipcensus@world.physio](mailto:membershipcensus@world.physio).