

ANNUAL MEMBERSHIP CENSUS

2023



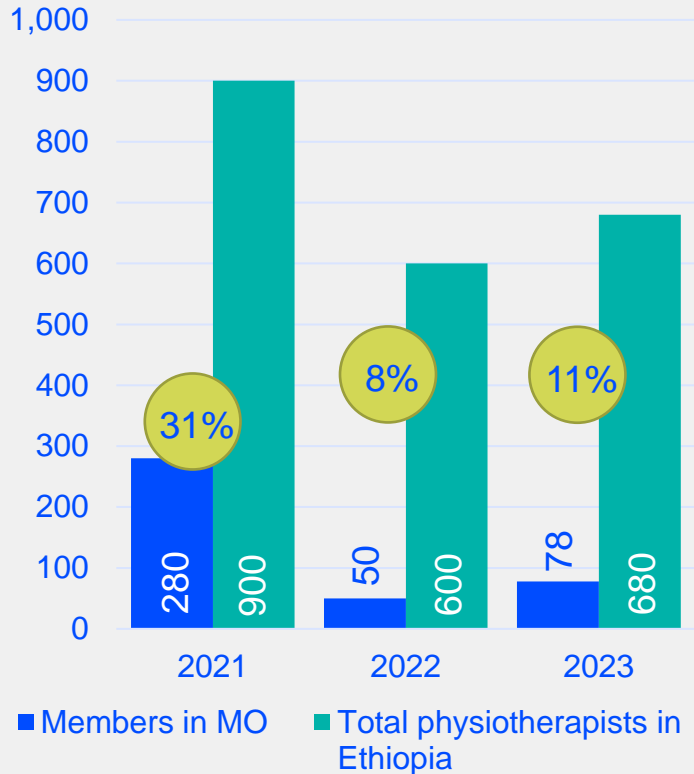
World
Physiotherapy

ETHIOPIA

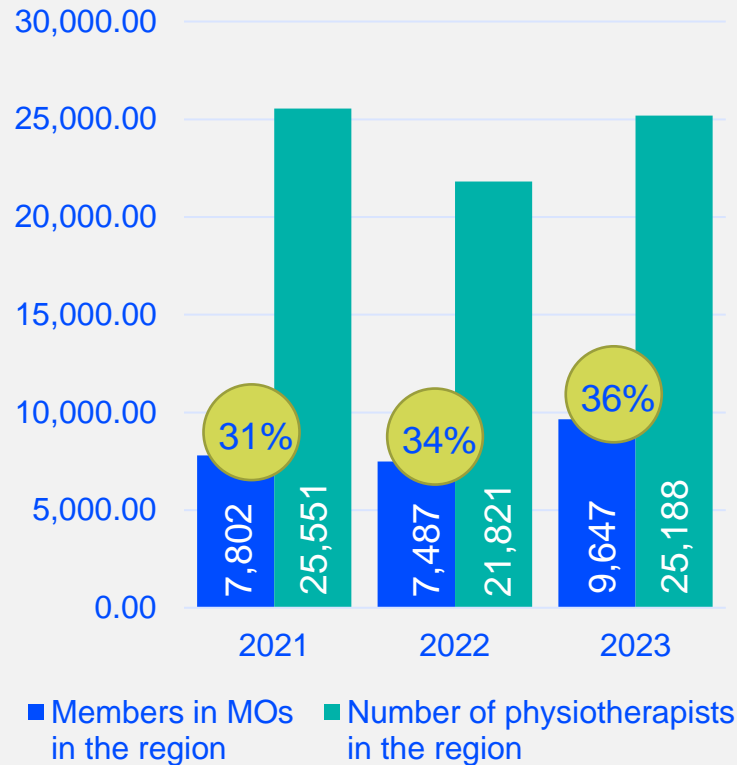
ETHIOPIA | PHYSIOTHERAPIST NUMBERS



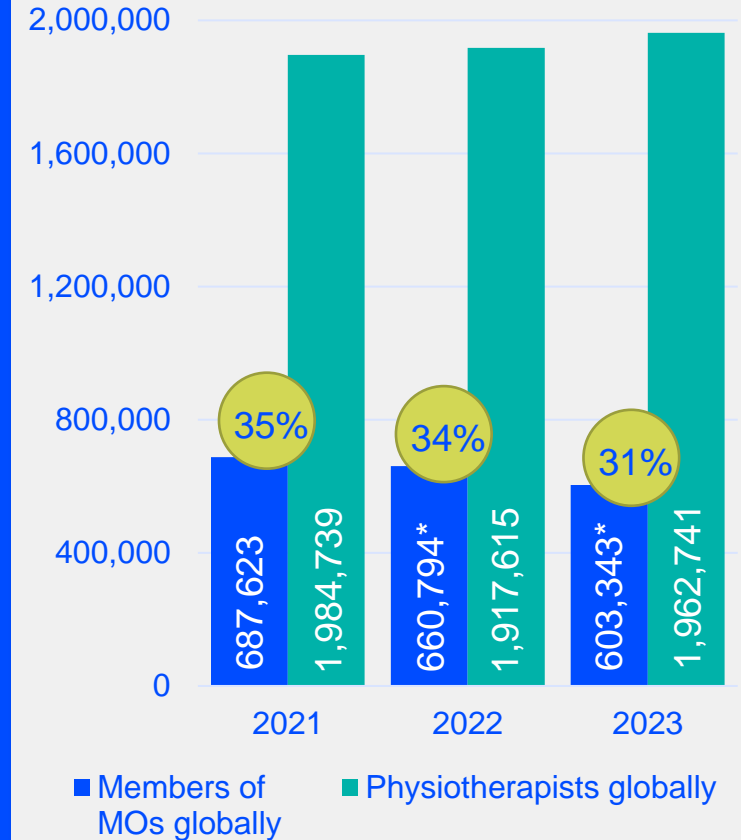
Physiotherapists in Ethiopia



Physiotherapists in World Physiotherapy Africa region



Physiotherapists in the world



%

shows the percentage of physiotherapists that are members of a World Physiotherapy member organisation

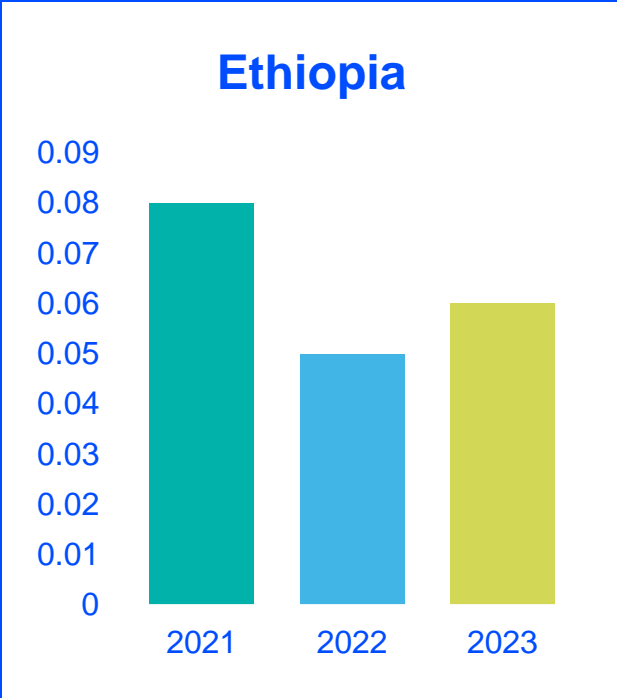
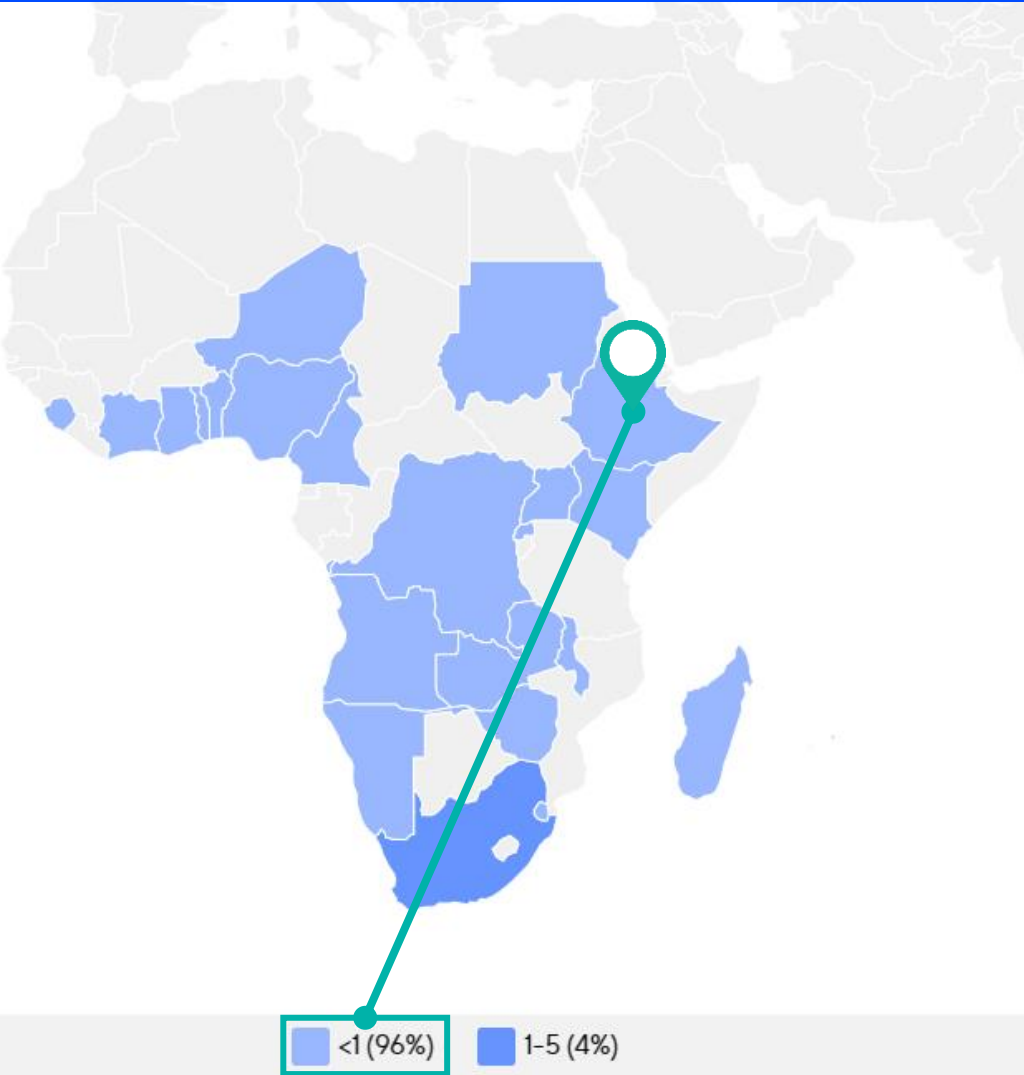
The data in this page includes data from all of World Physiotherapy's 127 member organisations. Some data has also been collated from other sources available to World Physiotherapy.

*The decreases are due to changes in the number of individual members in the Indian Association of Physiotherapists from 2021-2022, and the resignation of the Polish Chamber of Physiotherapists, with effect from 1 January 2023.

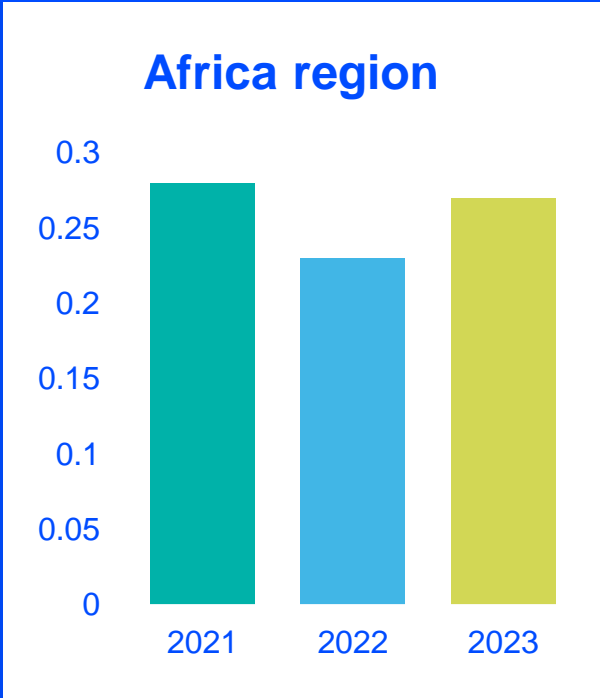
ETHIOPIA | PRACTISING PHYSIOTHERAPISTS



NUMBER OF PRACTISING PHYSIOTHERAPISTS PER 10,000 POPULATION



0.06
practising physiotherapists
per 10,000 population in Ethiopia
in 2023



0.27
is the average number of
practising physiotherapists per
10,000 population in the World
Physiotherapy **Africa region**
in 2023



COUNTRY/TERRITORY

47%

of physiotherapists in the **Ethiopian Physiotherapists' Association** are female



45%

of physiotherapists in **Ethiopia** are female



AFRICA REGION

70%

of physiotherapists in **member organisations** in the **Africa region** are female




62%

of physiotherapists in the **Africa region** are female




GLOBALLY



58%

of the individual **members of World Physiotherapy member organisations** are female



63%

of the **global physiotherapy workforce** is female

ETHIOPIA | ENTRY LEVEL EDUCATION PROGRAMMES



NUMBER OF ENTRY LEVEL EDUCATION PROGRAMMES PER 5,000,000 POPULATION



0.2

entry level education programmes in Ethiopia per 5 million population in 2023



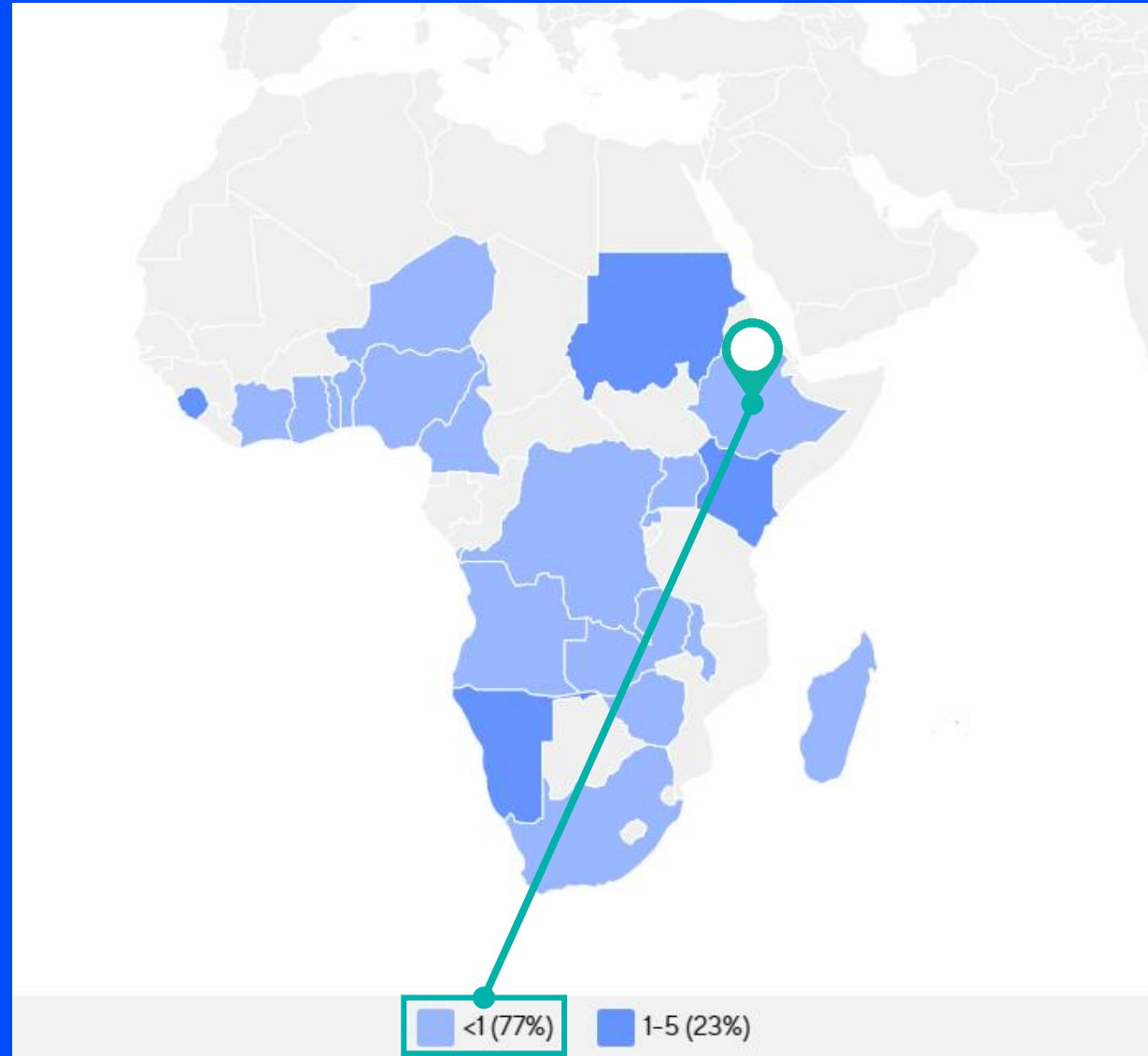
0.5

is the average number of entry level education programmes per 5 million population in the World Physiotherapy Africa region in 2023




Bachelor's degree

is the minimum qualification required to practice in Ethiopia

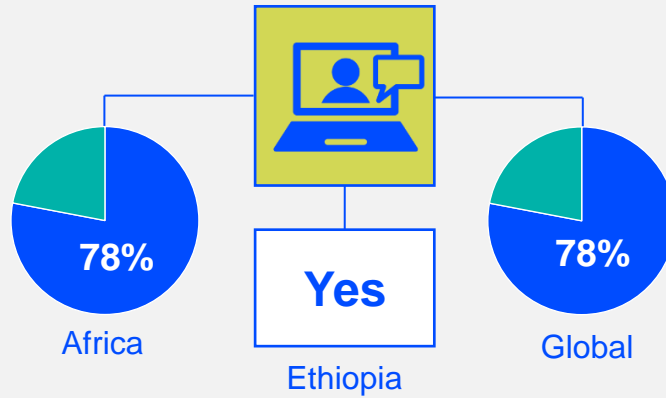




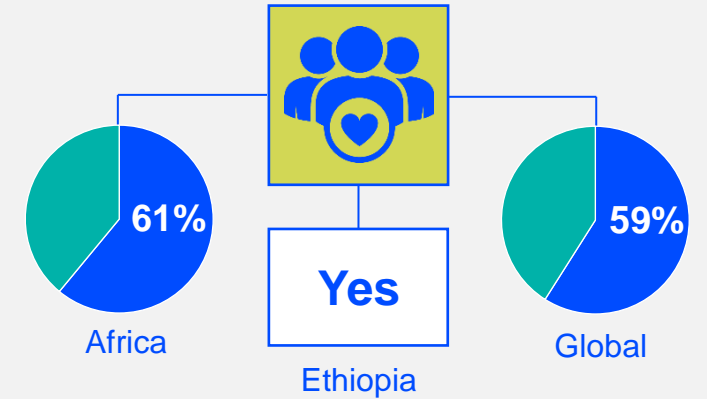
Have **special interest** groups which are recognised by World Physiotherapy



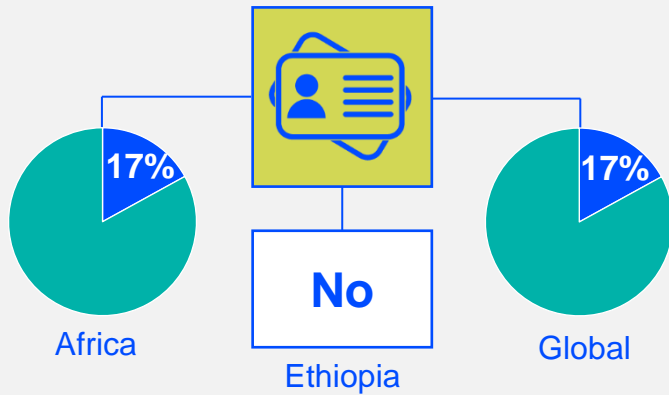
Provide **CPD** for members



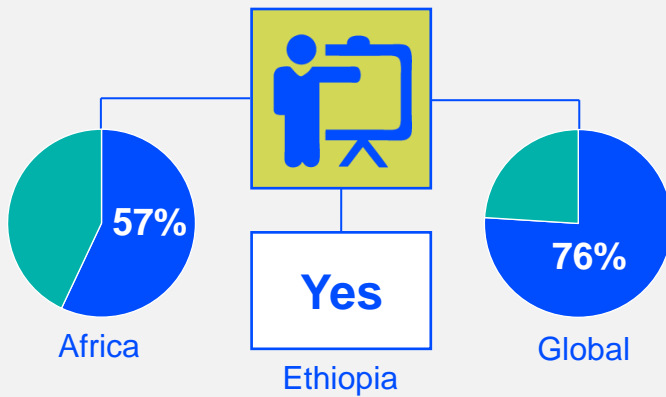
There are **support personnel** who work with physiotherapists



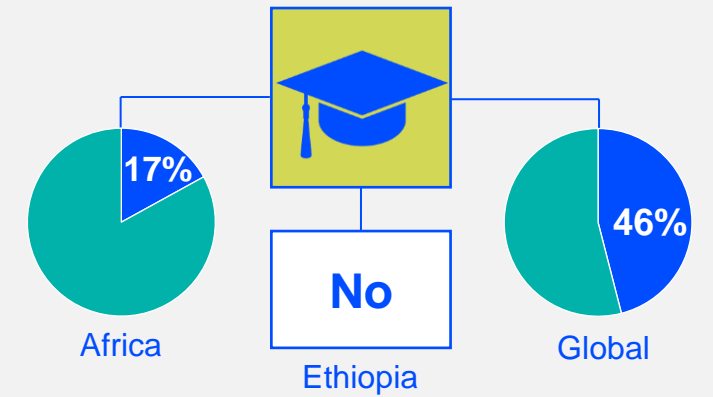
Membership is required to practice



Have **postgraduate** programmes



Have access to **PhD** programmes



GLOBAL | RESPONSE TO SURVEY



| Africa region | | Asia Western Pacific region | | Europe region | | North America Caribbean region | South America region |
|-----------------------------|----------|-----------------------------|----------------------|------------------------|-----------------|--------------------------------|----------------------|
| Angola | Zambia | Afghanistan | Philippines | Albania | Latvia | Bahamas | Argentina |
| Benin | Zimbabwe | Australia | Saudi Arabia | Austria | Lebanon | Barbados | Brazil |
| Cameroon | | Bangladesh | Singapore | Belgium | Liechtenstein | Bermuda | Chile |
| Congo (Democratic Republic) | | Bhutan | Sri Lanka | Bosnia and Herzegovina | Lithuania | Canada | Colombia |
| Eswatini | | Cambodia | Taiwan | Bulgaria | Luxembourg | Dominican Republic | Costa Rica |
| Ethiopia | | Fiji | Thailand | Cyprus | Malta | Guyana | Ecuador |
| Ghana | | Hong Kong | United Arab Emirates | Czech Republic | Montenegro | Haiti | Guatemala |
| Ivory Coast | | India | Vietnam | Denmark | Netherlands | Jamaica | Mexico |
| Kenya | | Indonesia | Yemen | Estonia | North Macedonia | Panama | Peru |
| Madagascar | | Japan | | Finland | Norway | Puerto Rico | Uruguay |
| Malawi | | Korea (Republic of) | | France | Palestine | St Lucia | Venezuela |
| Mauritius | | Kuwait | | Georgia | Portugal | Suriname | |
| Namibia | | Macau | | Germany | Romania | Trinidad and Tobago | |
| Niger | | Malaysia | | Greece | Slovakia | United States | |
| Nigeria | | Mongolia | | Hungary | Slovenia | | |
| Rwanda | | Myanmar | | Iceland | Spain | | |
| Sierra Leone | | Nepal | | Ireland | Sweden | | |
| South Africa | | New Zealand | | Israel | Switzerland | | |
| Sudan | | Oman | | Italy | Ukraine | | |
| Togo | | Pakistan | | Jordan | United Kingdom | | |
| Uganda | | Papua New Guinea | | Kosovo | | | |

Responses to the annual membership census were received from World Physiotherapy member organisations in these countries/territories in 2023.



Find out more about
physiotherapy
around the world:
[Global profiles](#)



Follow
World Physiotherapy on
social media
[@WorldPhysio1951](#)



Discover
World Physiotherapy's
website:
www.world.physio

DISCLAIMER

- The data in this report is based on responses to the annual membership census (AMC) sent to World Physiotherapy's member organisations.
- The AMC was sent to 127 member organisations, of which 119 responded, representing a 93.7% response rate. In the Africa region 23 out of 27 member organisations submitted their AMC data, this represents an 85.2% engagement rate in the region. This is consistent with previous years' response rates and demonstrates strong engagement between World Physiotherapy and its member organisations. The census date was 30 June 2023.
- Some data in this report has been collated from other sources available to World Physiotherapy.
- If you have any questions or concerns, or want to make changes to your country's data, please contact membershipcensus@world.physio.