

2024

**ANNUAL
MEMBERSHIP
CENSUS**

GUYANA

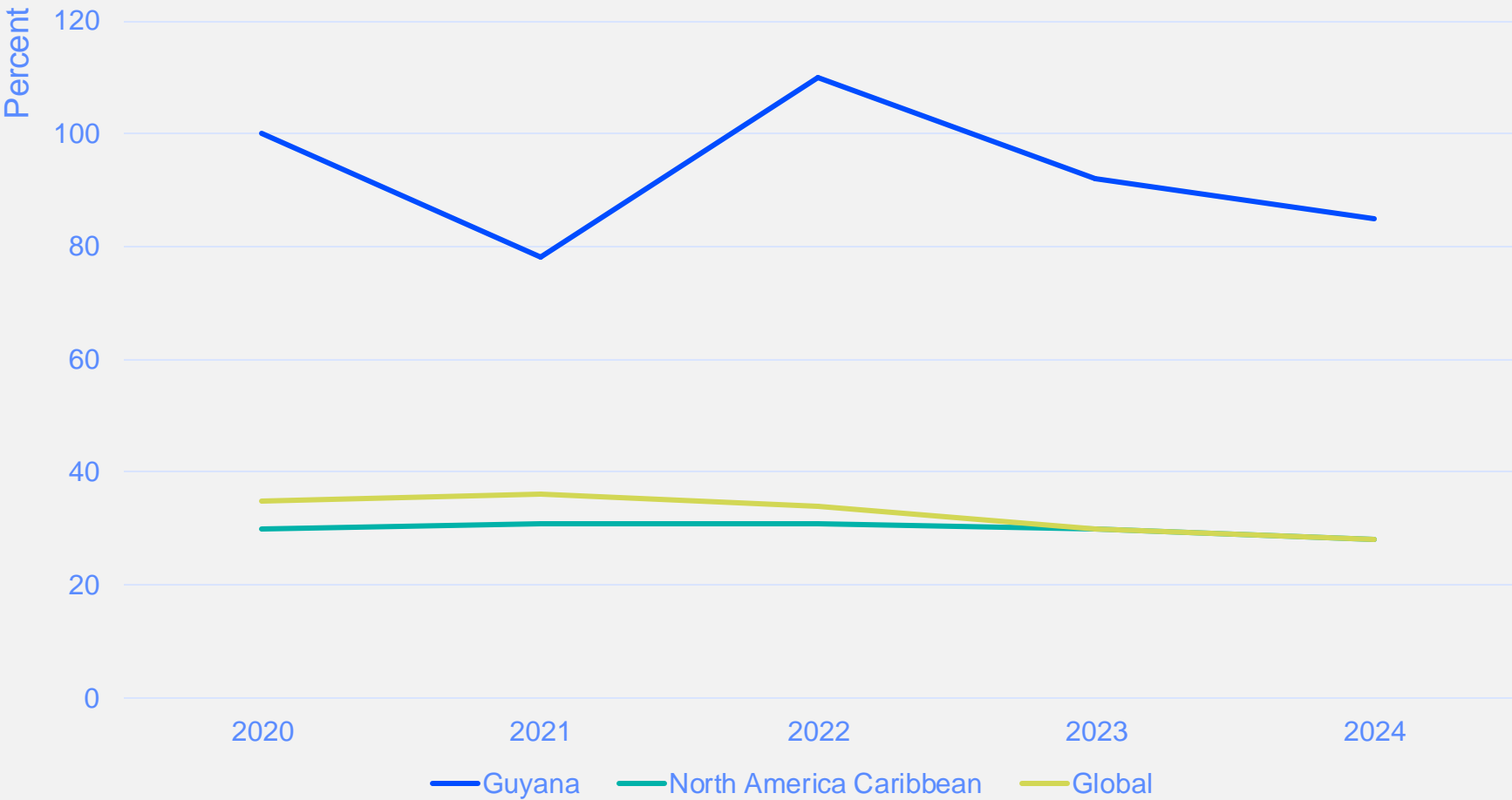


**World
Physiotherapy**

MEMBER ORGANISATION

MEMBERSHIP AND PHYSIOTHERAPY WORKFORCE

Percentage of physiotherapists who are members of a World Physiotherapy member organisation compared with total physiotherapy workforce

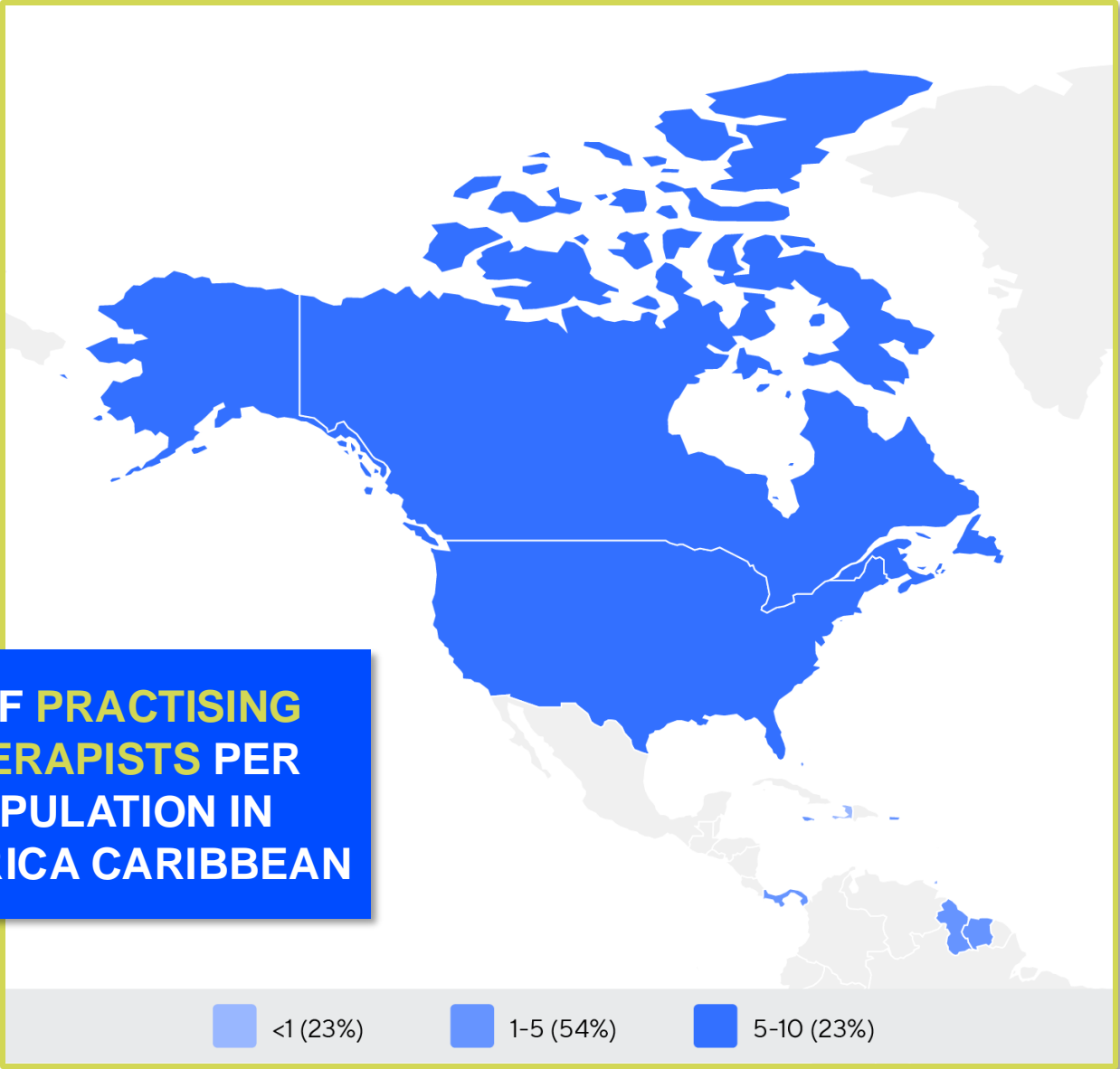


85%

of physiotherapists in
Guyana are **members** of
the Guyana Physiotherapy
Association in 2024.

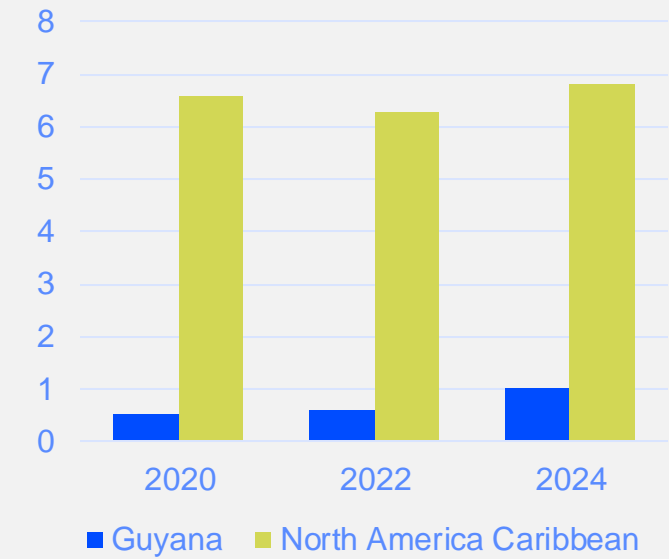


MEMBERSHIP AND PHYSIOTHERAPY WORKFORCE



NUMBER OF PRACTISING
PHYSIOTHERAPISTS PER
10,000 POPULATION IN
NORTH AMERICA CARIBBEAN

PHYSIOTHERAPISTS PER 10,000
POPULATION IN THE REGION

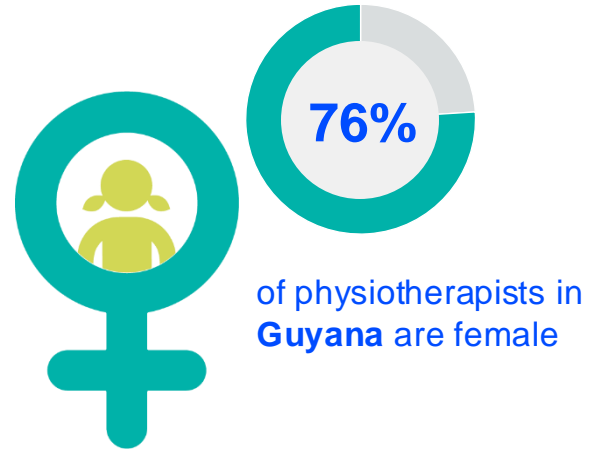
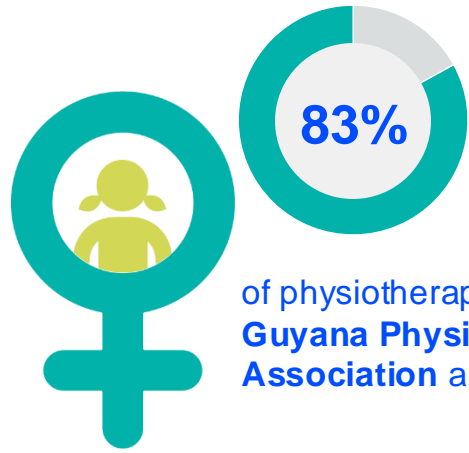


1.04

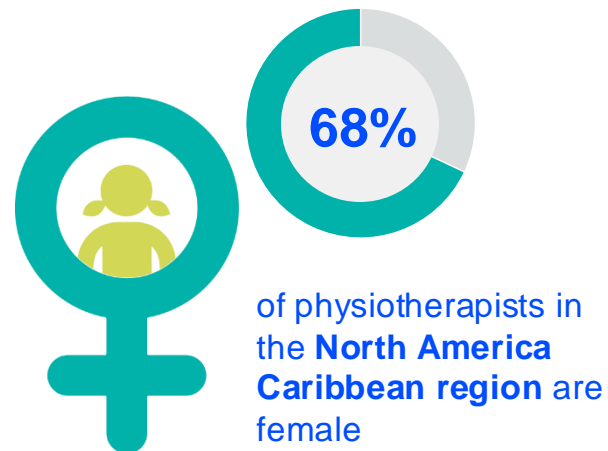
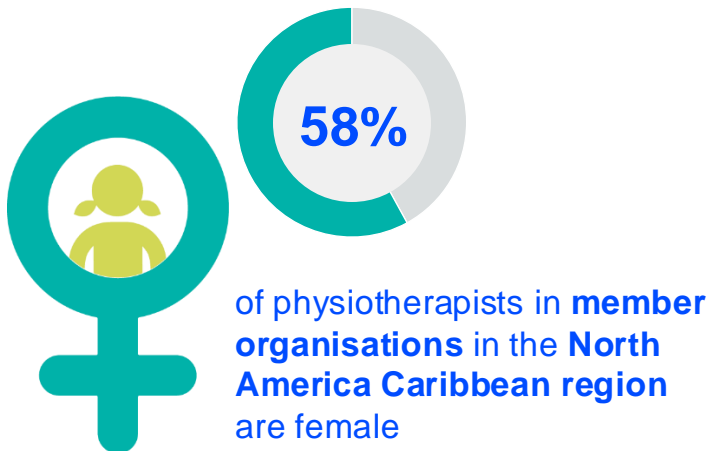
is the number of practising physiotherapists
per 10,000 population in Guyana
in 2024.

GENDER

IN THE COUNTRY/TERRITORY



IN THE NORTH AMERICA CARIBBEAN REGION



GLOBALLY



ENTRY LEVEL EDUCATION PROGRAMMES



6.14

entry level education
programmes in **Guyana** per
5 million population in 2024



4.26

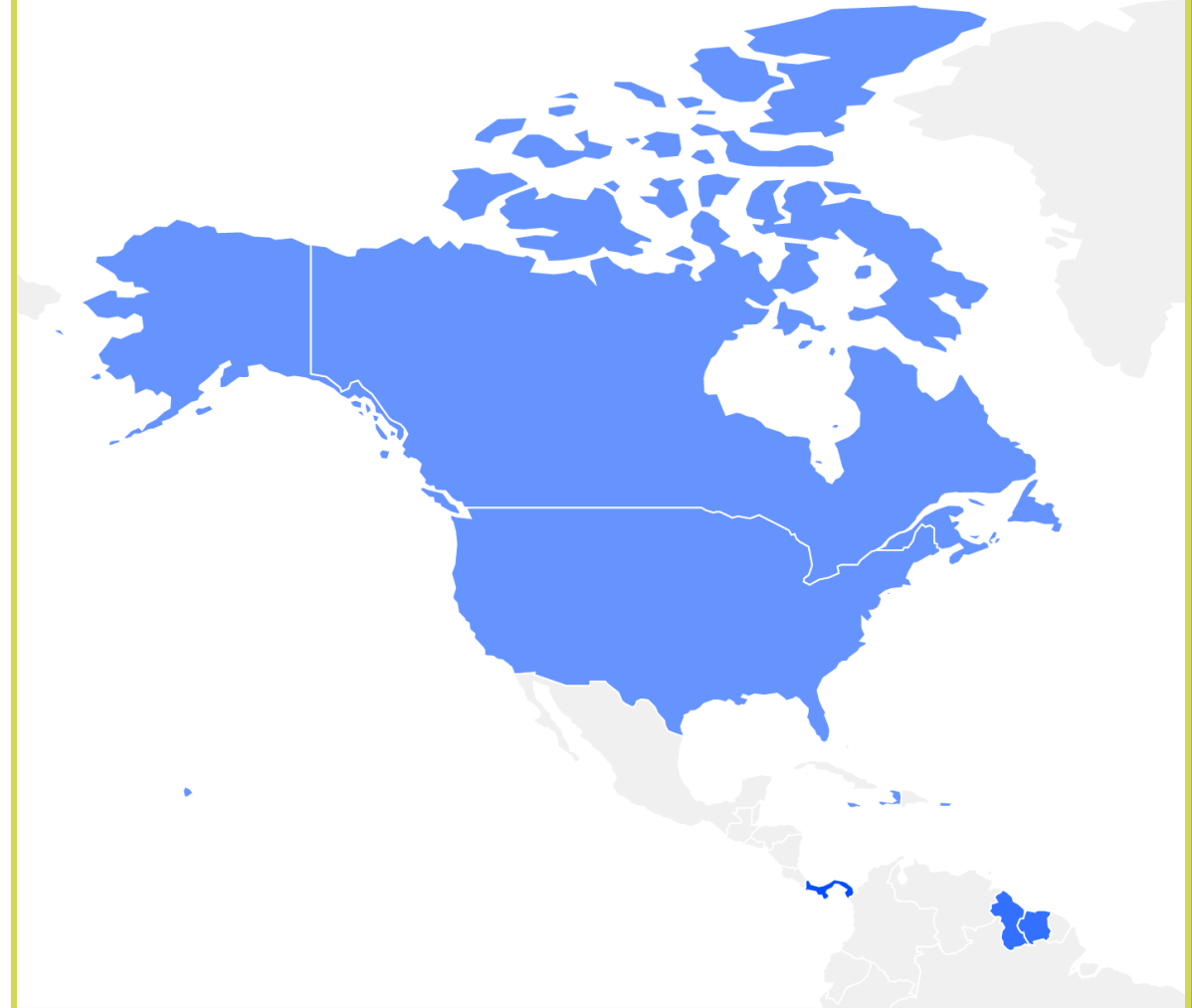
is the **average** number of entry level
education programmes per 5 million
population in the **North America
Caribbean region** in 2024



Bachelor's degree

is the **minimum qualification**
required to practice in **Guyana**

NUMBER OF ENTRY LEVEL EDUCATION PROGRAMMES PER 5,000,000 POPULATION






1-5 (63%)

5-10 (25%)

10-15 (13%)

PHYSIOTHERAPY PRACTICE



RESPONSE TO SURVEY IN 2024

Africa region		Asia Western Pacific region		Europe region		North America Caribbean region	South America region
Angola	Sudan	Afghanistan	Papua New Guinea	Austria	Lebanon	Bahamas	Argentina
Benin	Tanzania	Australia	Philippines	Belgium	Liechtenstein	Barbados	Brazil
Cameroon	Togo	Bahrain	Saudi Arabia	Bosnia and Herzegovina	Lithuania	Bermuda	Chile
Congo (Democratic Republic)	Uganda	Bangladesh	Singapore	Bulgaria	Luxembourg	Canada	Colombia
Eswatini	Zambia	Bhutan	Sri Lanka	Croatia	Malta	Guyana	Costa Rica
Ethiopia	Zimbabwe	Cambodia	Taiwan	Cyprus	Netherlands	Haiti	Dominican Republic
Ghana		Hong Kong	Thailand	Czech Republic	Norway	Jamaica	Ecuador
Ivory Coast		India	United Arab Emirates	Denmark	Palestine	Panama	Guatemala
Kenya		Indonesia	Vietnam	Estonia	Portugal	Puerto Rico	Mexico
Madagascar		Japan	Yemen	Finland	Romania	St Lucia	Peru
Mali		Korea (Republic of)		France	Slovakia	Suriname	Uruguay
Mauritius		Kuwait		Germany	Slovenia	Trinidad and Tobago	Venezuela
Morocco		Macau		Greece	Spain	United States	
Namibia		Malaysia		Hungary	Sweden		Responses to the annual membership census were received from World Physiotherapy member organisations in these countries/territories in 2024.
Niger		Mongolia		Iceland	Switzerland		
Nigeria		Myanmar		Ireland	Syria		
Rwanda		Nepal		Israel	Turkey		
Senegal		New Zealand		Italy	Ukraine		
Sierra Leone		Oman		Jordan	United Kingdom		
South Africa		Pakistan		Kosovo	Lebanon		

STAY IN TOUCH



Find out more about
physiotherapy
around the world:
[Global profiles](#)



Follow
World Physiotherapy on
social media
[@WorldPhysio1951](#)



Discover
World Physiotherapy's
website:
www.world.physio

DISCLAIMER

- The data in this report is based on responses to the annual membership census (AMC) sent to World Physiotherapy's member organisations.
- The AMC was sent to 125 member organisations, of which 120 responded, representing a 96% response rate. In the North America Caribbean region all 13 member organisations submitted their AMC data, representing a 100% engagement rate in the region. This is consistent with previous years' response rates and demonstrates strong engagement between World Physiotherapy and its member organisations. The census date was 30 June 2024.
- Some data in this report has been collated from other sources available to World Physiotherapy.
- If you have any questions or concerns, or want to make changes to the data for your country/territory, please contact membershipcensus@world.physio.