

**ANNUAL
MEMBERSHIP
CENSUS**

YEMEN

2024

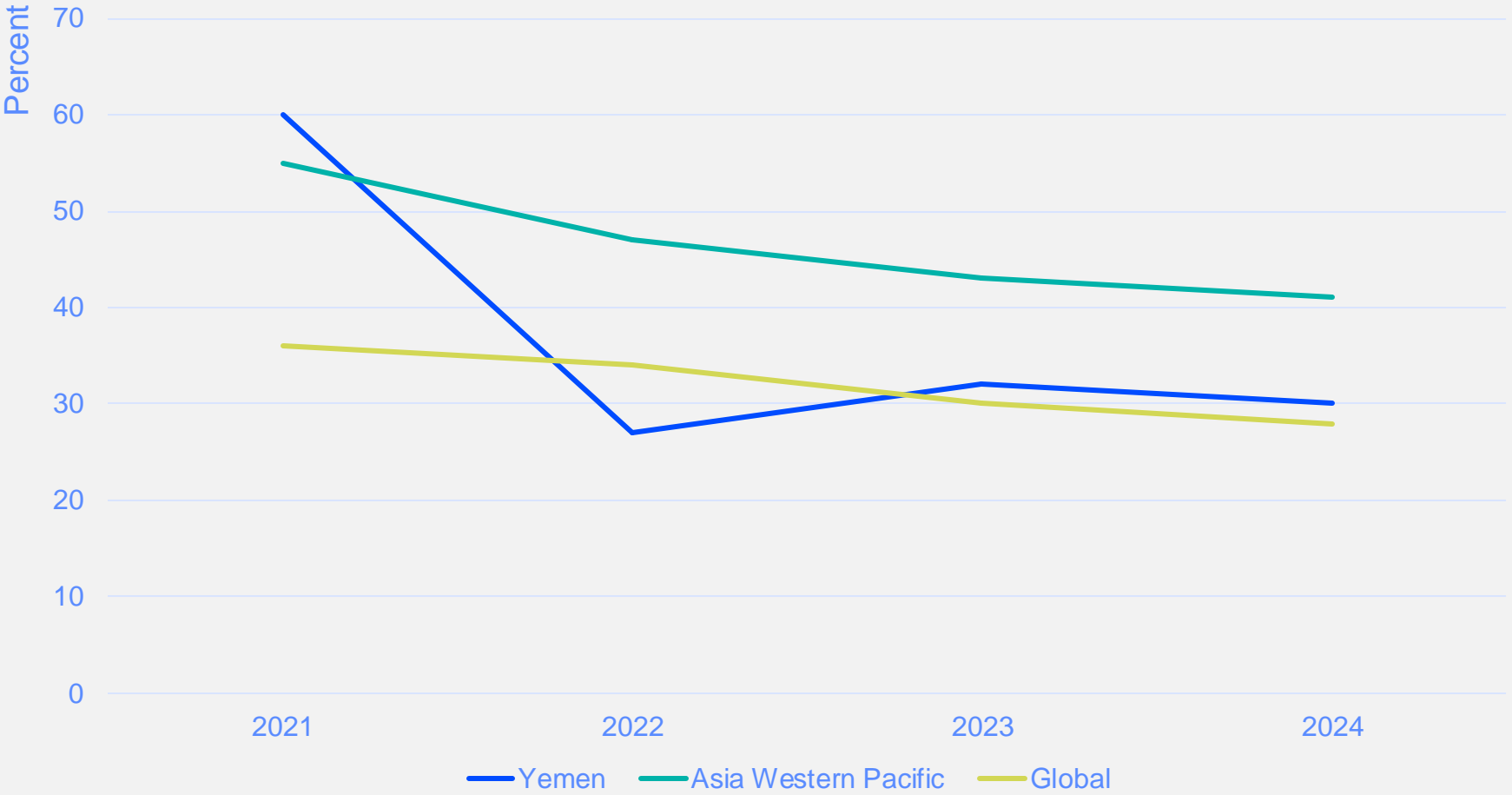


**World
Physiotherapy**

MEMBER ORGANISATION

MEMBERSHIP AND PHYSIOTHERAPY WORKFORCE

Percentage of physiotherapists who are members of a World Physiotherapy member organisation compared with total physiotherapy workforce

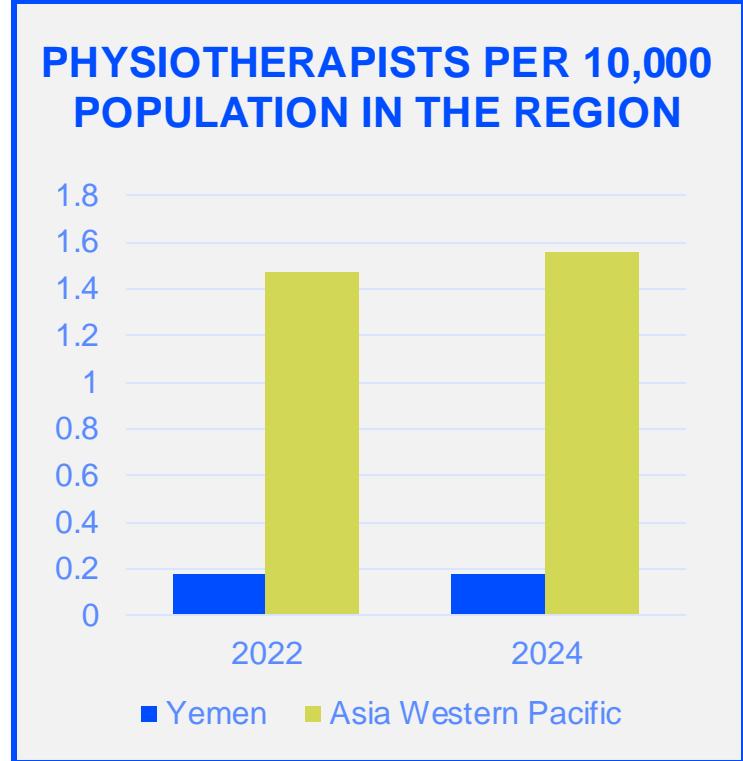
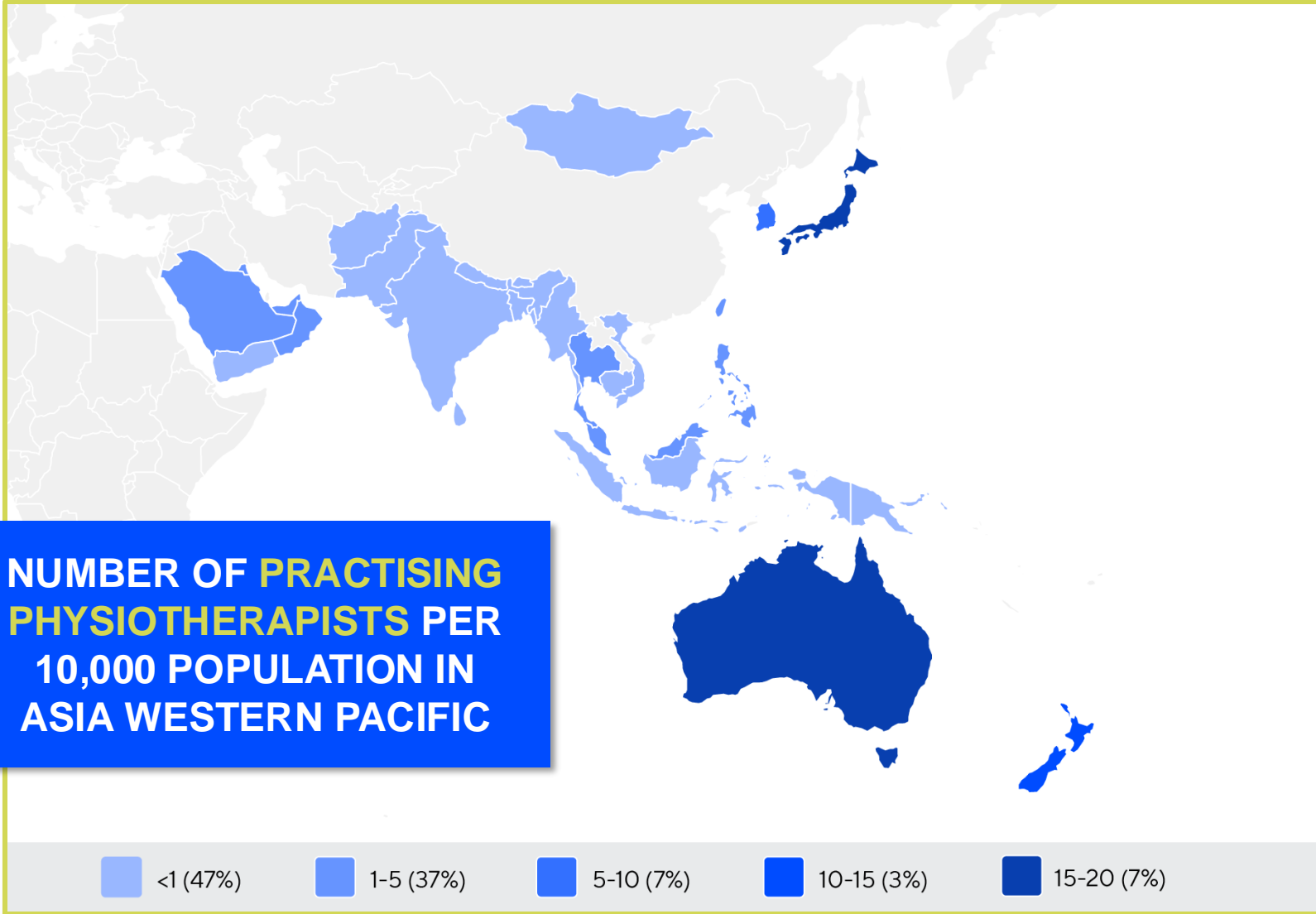


30%

of physiotherapists in Yemen are members of Yemeni Physical Therapy Association in 2024.



MEMBERSHIP AND PHYSIOTHERAPY WORKFORCE

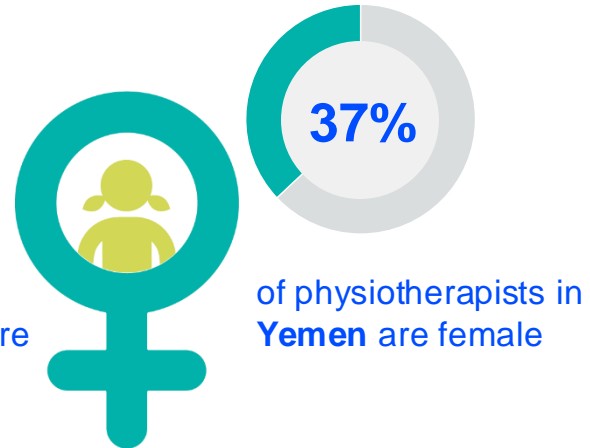
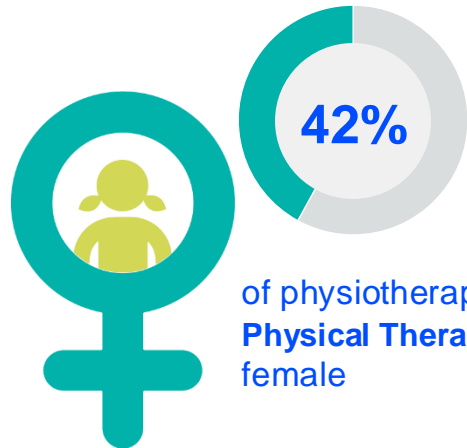


0.18

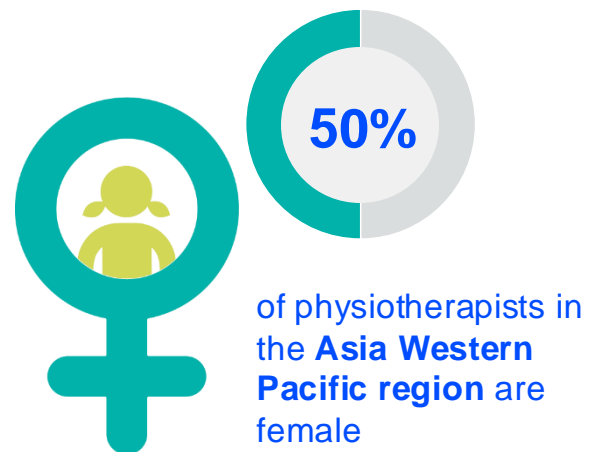
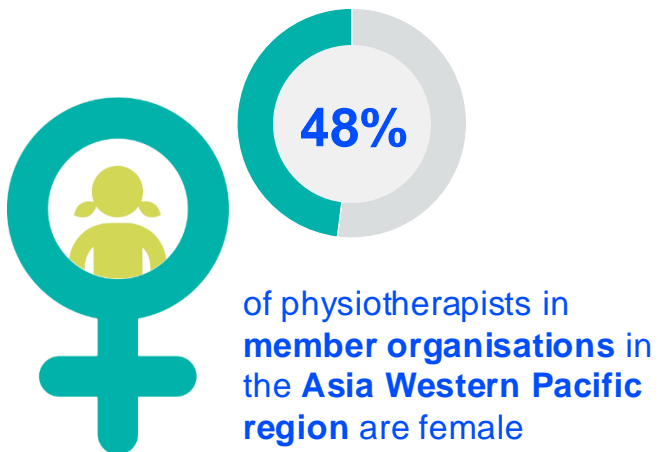
is the number of **practising physiotherapists** per 10,000 population in **Yemen** in 2024.

GENDER

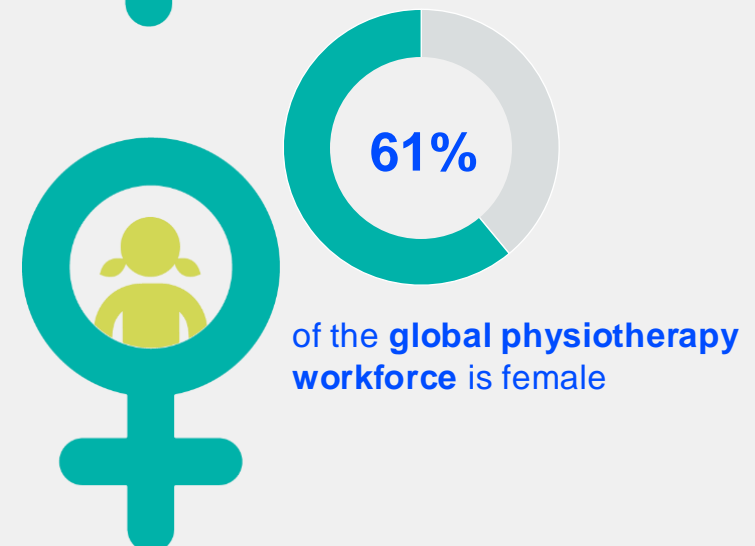
IN THE COUNTRY/TERRITORY



IN THE ASIA WESTERN PACIFIC REGION



GLOBALLY



ENTRY LEVEL EDUCATION PROGRAMMES



0.73

entry level education programmes in Yemen per 5 million population in 2024



1.93

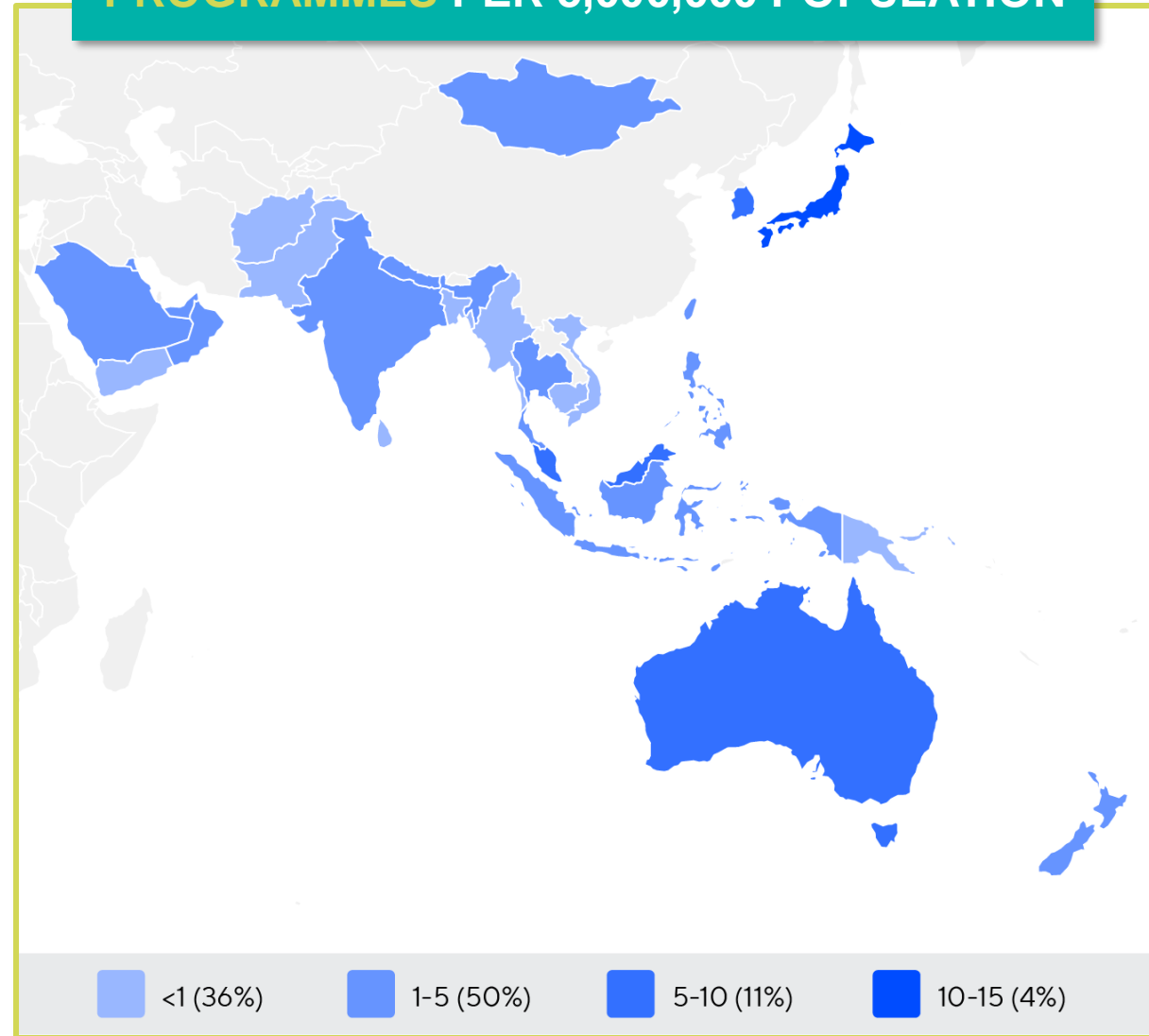
is the **average** number of entry level education programmes per 5 million population in the **Asia Western Pacific region** in 2024



Bachelor's degree


is the **minimum qualification** required to practice in Yemen

NUMBER OF ENTRY LEVEL EDUCATION PROGRAMMES PER 5,000,000 POPULATION




PHYSIOTHERAPY PRACTICE


Have **specialty interest groups** which are recognised by World Physiotherapy



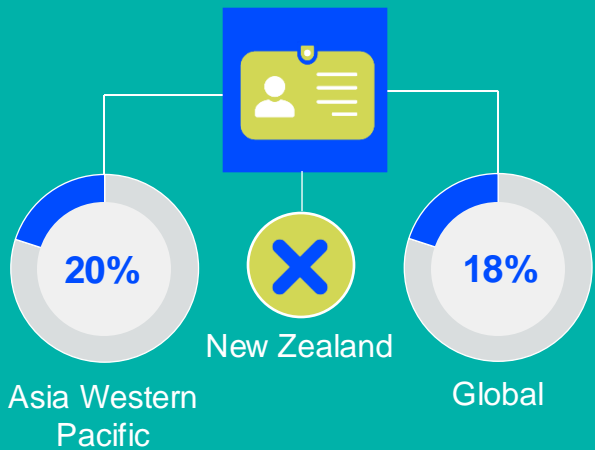
Provide **CPD** for members




There are **support personnel** who work with physiotherapists




Membership is required to practice



Have **postgraduate** programmes



Have access to **PhD** programmes



RESPONSE TO SURVEY IN 2024

Africa region		Asia Western Pacific region		Europe region		North America Caribbean region	South America region
Angola	Sudan	Afghanistan	Papua New Guinea	Austria	Lebanon	Bahamas	Argentina
Benin	Tanzania	Australia	Philippines	Belgium	Liechtenstein	Barbados	Brazil
Cameroon	Togo	Bahrain	Saudi Arabia	Bosnia and Herzegovina	Lithuania	Bermuda	Chile
Congo (Democratic Republic)	Uganda	Bangladesh	Singapore	Bulgaria	Luxembourg	Canada	Colombia
Eswatini	Zambia	Bhutan	Sri Lanka	Croatia	Malta	Guyana	Costa Rica
Ethiopia	Zimbabwe	Cambodia	Taiwan	Cyprus	Netherlands	Haiti	Dominican Republic
Ghana		Hong Kong	Thailand	Czech Republic	Norway	Jamaica	Ecuador
Ivory Coast		India	United Arab Emirates	Denmark	Palestine	Panama	Guatemala
Kenya		Indonesia	Vietnam	Estonia	Portugal	Puerto Rico	Mexico
Madagascar		Japan	Yemen	Finland	Romania	St Lucia	Peru
Mali		Korea (Republic of)		France	Slovakia	Suriname	Uruguay
Mauritius		Kuwait		Germany	Slovenia	Trinidad and Tobago	Venezuela
Morocco		Macau		Greece	Spain	United States	
Namibia		Malaysia		Hungary	Sweden		Responses to the annual membership census were received from World Physiotherapy member organisations in these countries/territories in 2024.
Niger		Mongolia		Iceland	Switzerland		
Nigeria		Myanmar		Ireland	Syria		
Rwanda		Nepal		Israel	Turkey		
Senegal		New Zealand		Italy	Ukraine		
Sierra Leone		Oman		Jordan	United Kingdom		
South Africa		Pakistan		Kosovo	Lebanon		

STAY IN TOUCH



Find out more about
physiotherapy
around the world:
[Global profiles](#)



Follow
World Physiotherapy on
social media
[@WorldPhysio1951](#)



Discover
World Physiotherapy's
website:
www.world.physio

DISCLAIMER

- The data in this report is based on responses to the annual membership census (AMC) sent to World Physiotherapy's member organisations.
- The AMC was sent to 125 member organisations, of which 120 responded, representing a 96% response rate. In the Asia Western Pacific region 30 out of 31 member organisations submitted their AMC data, this represents a 97% engagement rate in the region. This is consistent with previous years' response rates and demonstrates strong engagement between World Physiotherapy and its member organisations. The census date was 30 June 2024.
- Some data in this report has been collated from other sources available to World Physiotherapy.
- If you have any questions or concerns, or want to make changes to the data for your country/territory, please contact membershipcensus@world.physio.